



US00D635672S

(12) **United States Design Patent**
Ripich

(10) **Patent No.:** **US D635,672 S**

(45) **Date of Patent:** **** Apr. 5, 2011**

(54) **TONGUE SCRAPER**

(76) Inventor: **Robert J. Ripich**, Canton, OH (US)

(**) Term: **14 Years**

(21) Appl. No.: **29/360,487**

(22) Filed: **Apr. 27, 2010**

(51) **LOC (9) Cl.** **24-02**

(52) **U.S. Cl.** **D24/147**

(58) **Field of Classification Search** D24/147,
D24/146, 133; 606/161; 600/190, 192, 240,
600/242; 433/140, 141; 15/160; D4/104,
D4/108, 110, 111, 112; D7/401.2, 393, 653,
D7/658

See application file for complete search history.

(56) **References Cited**

U.S. PATENT DOCUMENTS

D235,242 S *	6/1975	Dart et al.	D7/653
D236,421 S *	8/1975	Dart et al.	D7/653
D259,976 S *	7/1981	Seelig	D4/104
D260,328 S *	8/1981	Neely et al.	D4/104
5,893,860 A	4/1999	Ripich	
5,916,228 A	6/1999	Ripich	
D438,305 S	2/2001	Ripich	
D479,605 S	9/2003	Ripich	
D487,803 S	3/2004	Ripich	
D494,272 S	8/2004	Ripich	

D500,135 S	12/2004	Ripich	
7,029,484 B2	4/2006	Ripich	
D530,987 S *	10/2006	Lee	D7/653
D531,860 S *	11/2006	Lee	D7/653
2006/0025791 A1	2/2006	Ripich	

* cited by examiner

Primary Examiner — Charles A Rademaker

Assistant Examiner — Carissa C Fitts

(74) *Attorney, Agent, or Firm* — Zollinger & Burleson Ltd

(57) **CLAIM**

The ornamental design for a tongue scraper, as shown and described.

DESCRIPTION

FIG. 1 is a perspective view of a tongue scraper showing my new design;

FIG. 2 is a top plan view thereof.

FIG. 3 is a bottom plan view thereof.

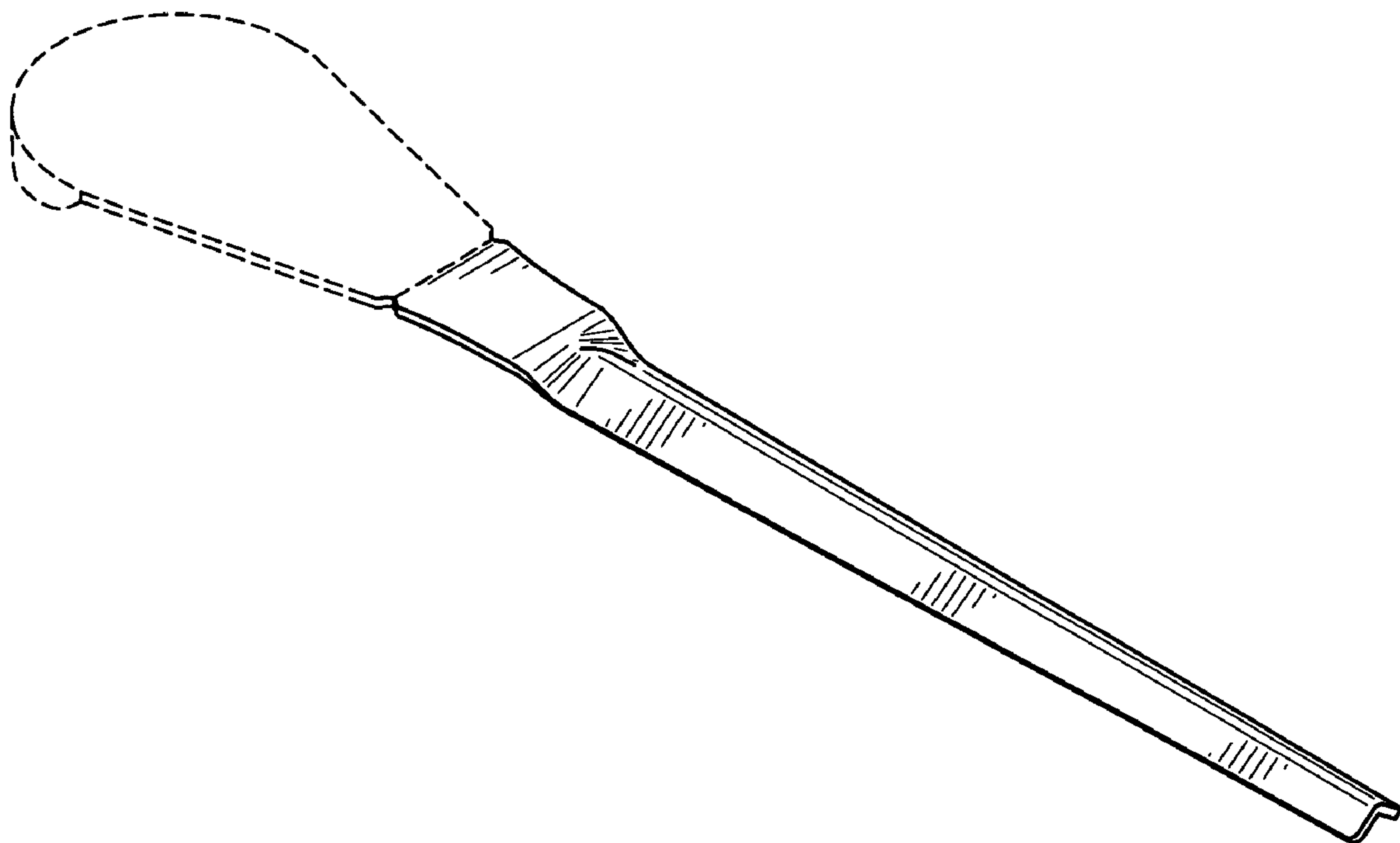
FIG. 4 is a right side elevation view thereof; the left side elevation being a mirror image thereof.

FIG. 5 is a rear elevation view thereof; and,

FIG. 6 is a front elevation view thereof.

The broken lines shown in the figure drawings are for environmental purposes only and form no part of the claimed design.

1 Claim, 3 Drawing Sheets



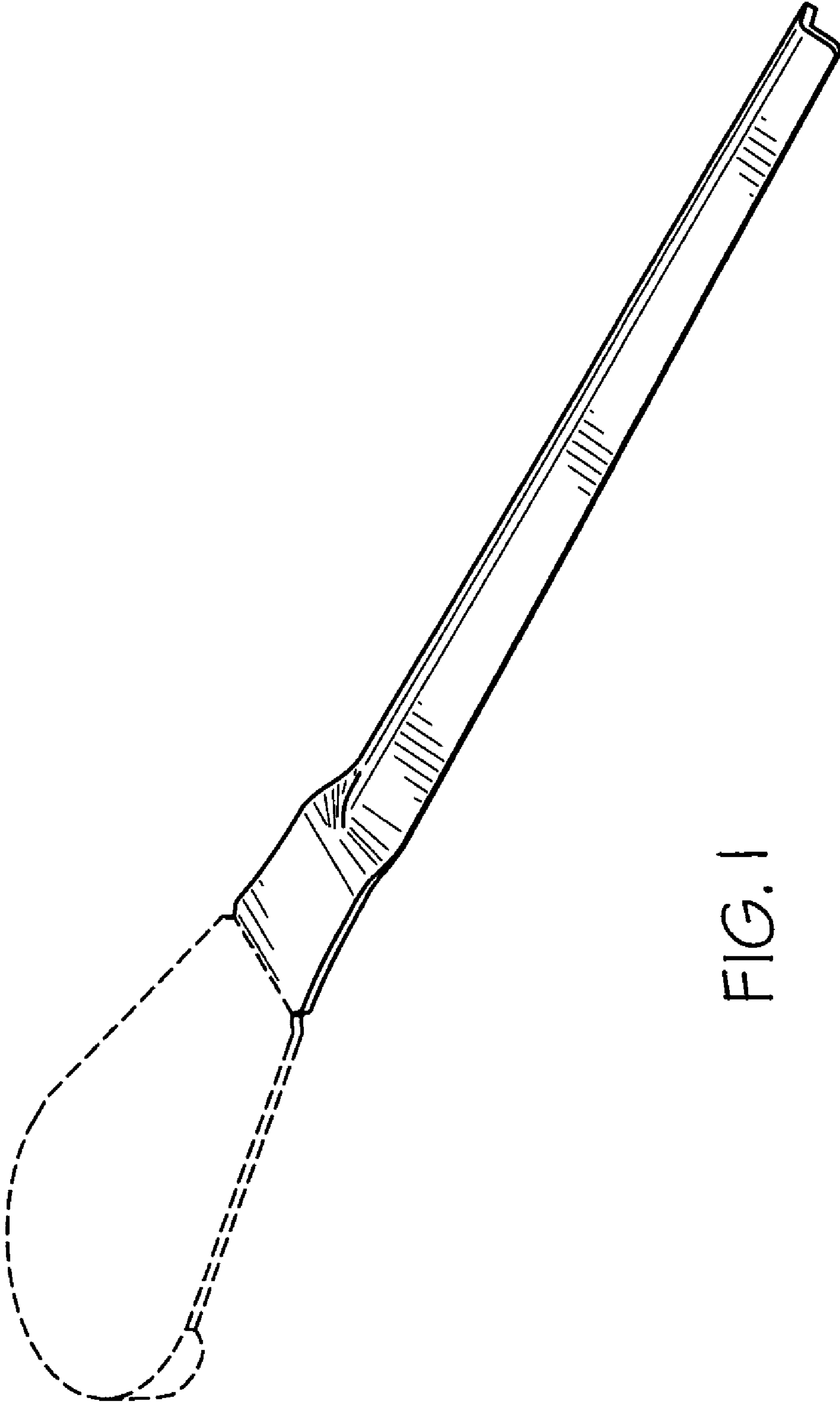


FIG. 1

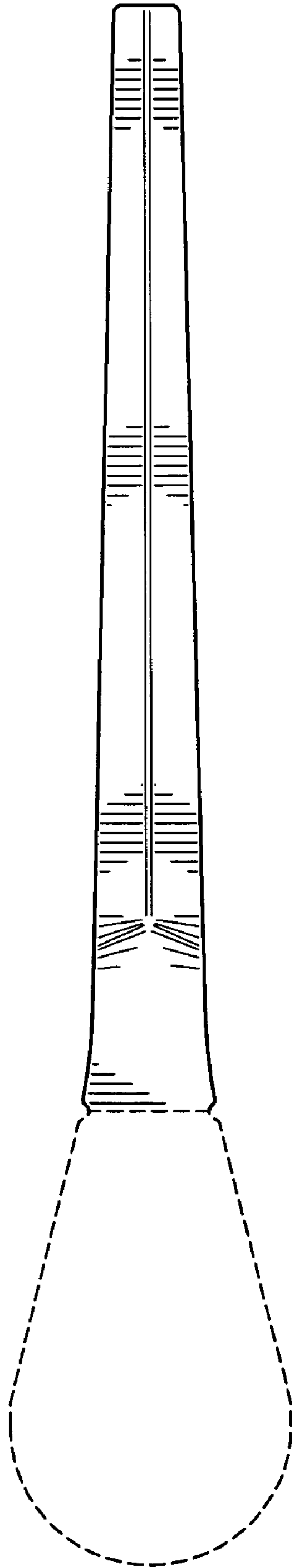


FIG. 2

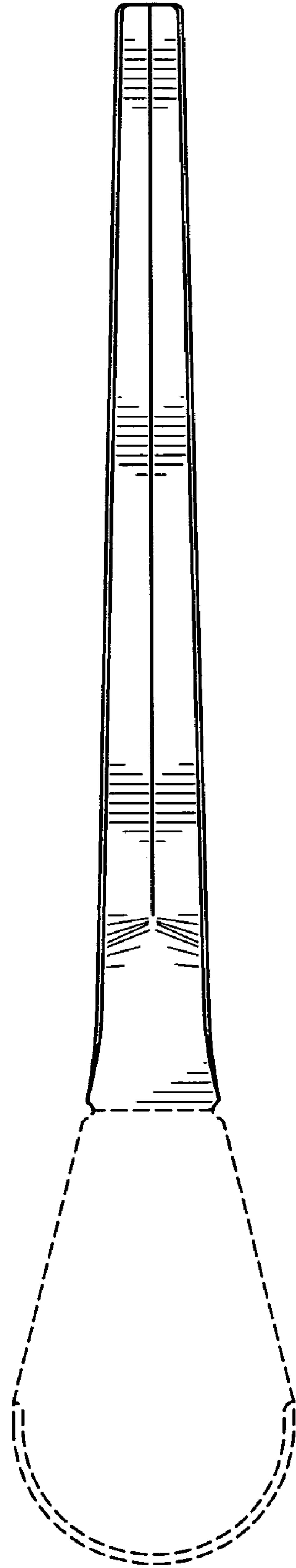


FIG. 3

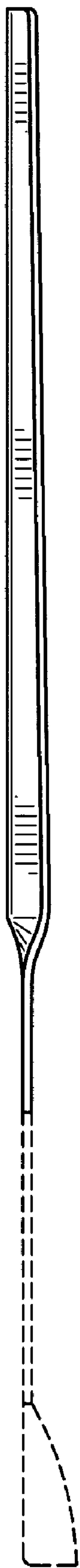


FIG. 4



FIG. 6



FIG. 5