



US00D635652S

(12) **United States Design Patent**  
**Andersson**

(10) **Patent No.:** **US D635,652 S**

(45) **Date of Patent:** **\*\* Apr. 5, 2011**

(54) **THREE-CIRCUIT HEAT EXCHANGER**

(75) Inventor: **Sven Andersson**, Hassleholm (SE)

(73) Assignee: **Swep International AB**, Landskrona (SE)

(\*\*) Term: **14 Years**

(21) Appl. No.: **29/359,114**

(22) Filed: **Apr. 6, 2010**

(30) **Foreign Application Priority Data**

Oct. 6, 2009 (EM) ..... 001620113

(51) **LOC (9) Cl.** ..... **23-03**

(52) **U.S. Cl.** ..... **D23/323; D23/330**

(58) **Field of Classification Search** ..... D23/330,  
D23/395, 335-341, 322, 323, 329, 314; 165/134.1,  
165/148, 135, 54; 392/378, 376, 375, 365-9;  
237/16, 17, 70, 71

See application file for complete search history.

(56) **References Cited**

**U.S. PATENT DOCUMENTS**

D84,788 S \* 8/1931 Mertzanoff ..... D23/330  
D85,807 S \* 12/1931 Brabbee ..... D23/330

4,011,905 A \* 3/1977 Millard ..... 165/175  
4,815,534 A \* 3/1989 Fuerschbach ..... 165/167  
4,987,955 A \* 1/1991 Bergqvist et al. .... 165/167  
6,179,051 B1 \* 1/2001 Ayub ..... 165/167  
7,424,908 B2 \* 9/2008 Blomgren ..... 165/167  
D597,184 S \* 7/2009 De'Longhi ..... D23/330  
D601,235 S \* 9/2009 De'Longhi ..... D23/330  
D601,236 S \* 9/2009 De'Longhi ..... D23/330  
D624,166 S \* 9/2010 Zanolin et al. .... D23/330  
D626,640 S \* 11/2010 De'Longhi ..... D23/330  
D627,042 S \* 11/2010 De'Longhi ..... D23/330

\* cited by examiner

*Primary Examiner* — T. Chase Nelson

*Assistant Examiner* — Ania K Dworzecka

(74) *Attorney, Agent, or Firm* — Merchant & Gould P.C.

(57) **CLAIM**

The ornamental design for three-circuit heat exchanger, as shown and described.

**DESCRIPTION**

FIG. 1 is a top plan view of showing my design thereof;  
FIG. 2 is a bottom plan view;  
FIG. 3 is a right side elevation view;  
FIG. 4 is a left side elevation view;  
FIG. 5 is a first end elevation view;  
FIG. 6 is a second end elevation view;  
FIG. 7 is a front perspective view; and,  
FIG. 8 is a rear perspective view of thereof.

**1 Claim, 8 Drawing Sheets**




FIGURE 1




FIGURE 2




FIGURE 3

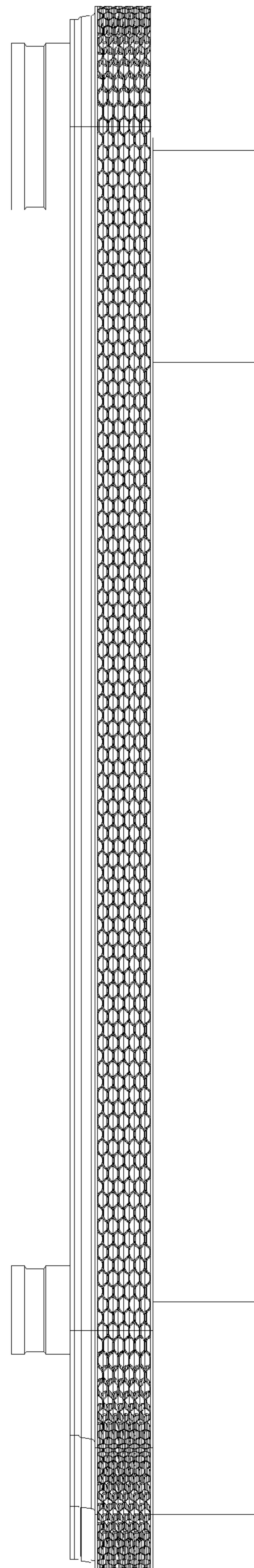


FIGURE 4

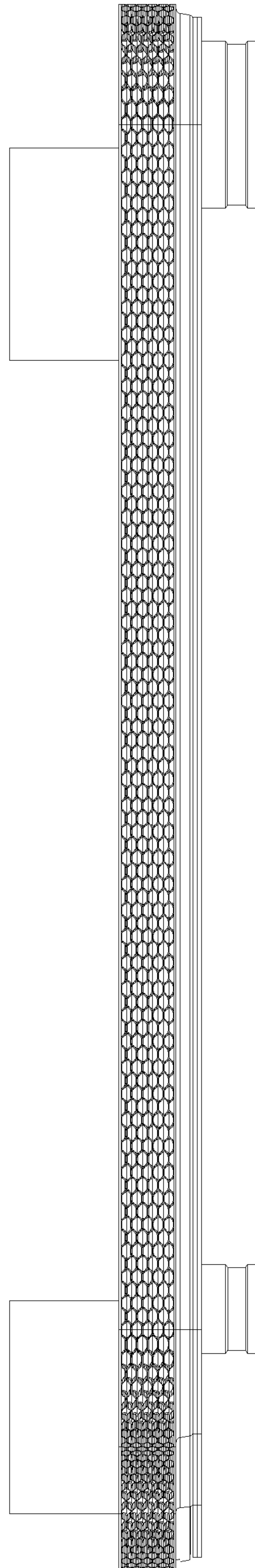
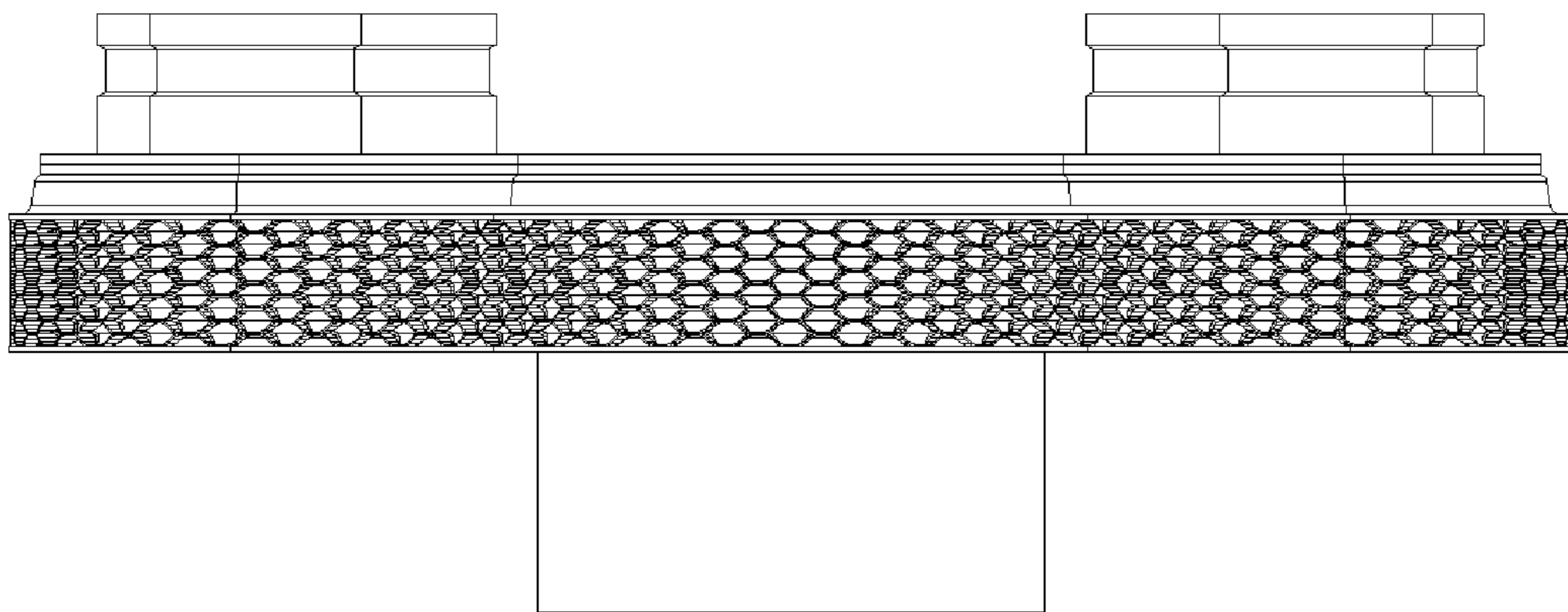


FIGURE 5



# FIGURE 6

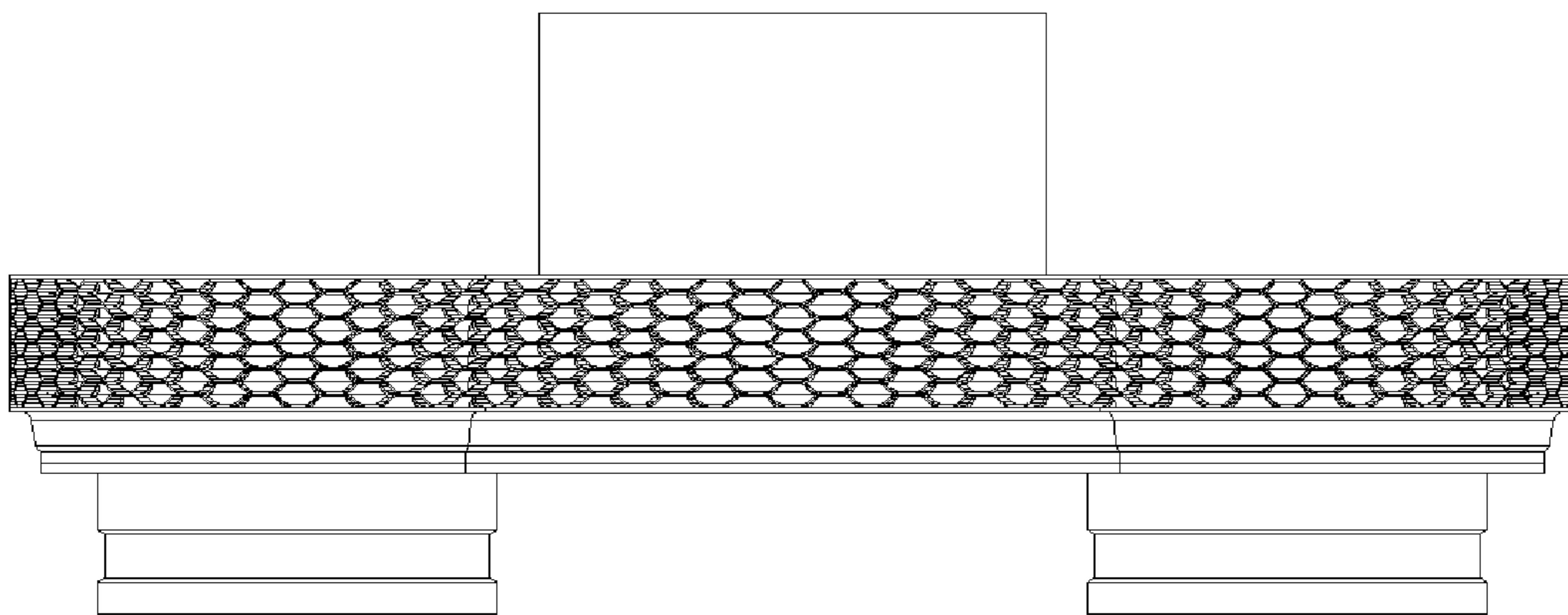


FIGURE 7






FIGURE 8

