



US00D635651S

(12) **United States Design Patent**
Schoenherr et al.

(10) **Patent No.:** **US D635,651 S**

(45) **Date of Patent:** **** Apr. 5, 2011**

(54) **FAUCET**

(75) Inventors: **Tom Schoenherr**, Stuttgart (DE); **Erkan Bilgic**, Stuttgart (DE)

(73) Assignee: **Hansgrohe AG**, Schiltach (DE)

(**) Term: **14 Years**

(21) Appl. No.: **29/367,372**

(22) Filed: **Aug. 6, 2010**

(30) **Foreign Application Priority Data**

Feb. 10, 2010 (EM) 001194757-0014

(51) **LOC (9) Cl.** **23-01**

(52) **U.S. Cl.** **D23/255**

(58) **Field of Classification Search** D23/238,
D23/241-242, 255, 257, 249; 4/675-678;
137/801

See application file for complete search history.

(56) **References Cited**

U.S. PATENT DOCUMENTS

D581,026 S * 11/2008 Citterio D23/255
D608,863 S * 1/2010 Pan D23/255
D615,162 S * 5/2010 Pan D23/255

* cited by examiner

Primary Examiner — Robert A Delehanty

(74) *Attorney, Agent, or Firm* — Nirav D. Parikh; Lora J. Graentzdoerffer; Edgar A. Zarins

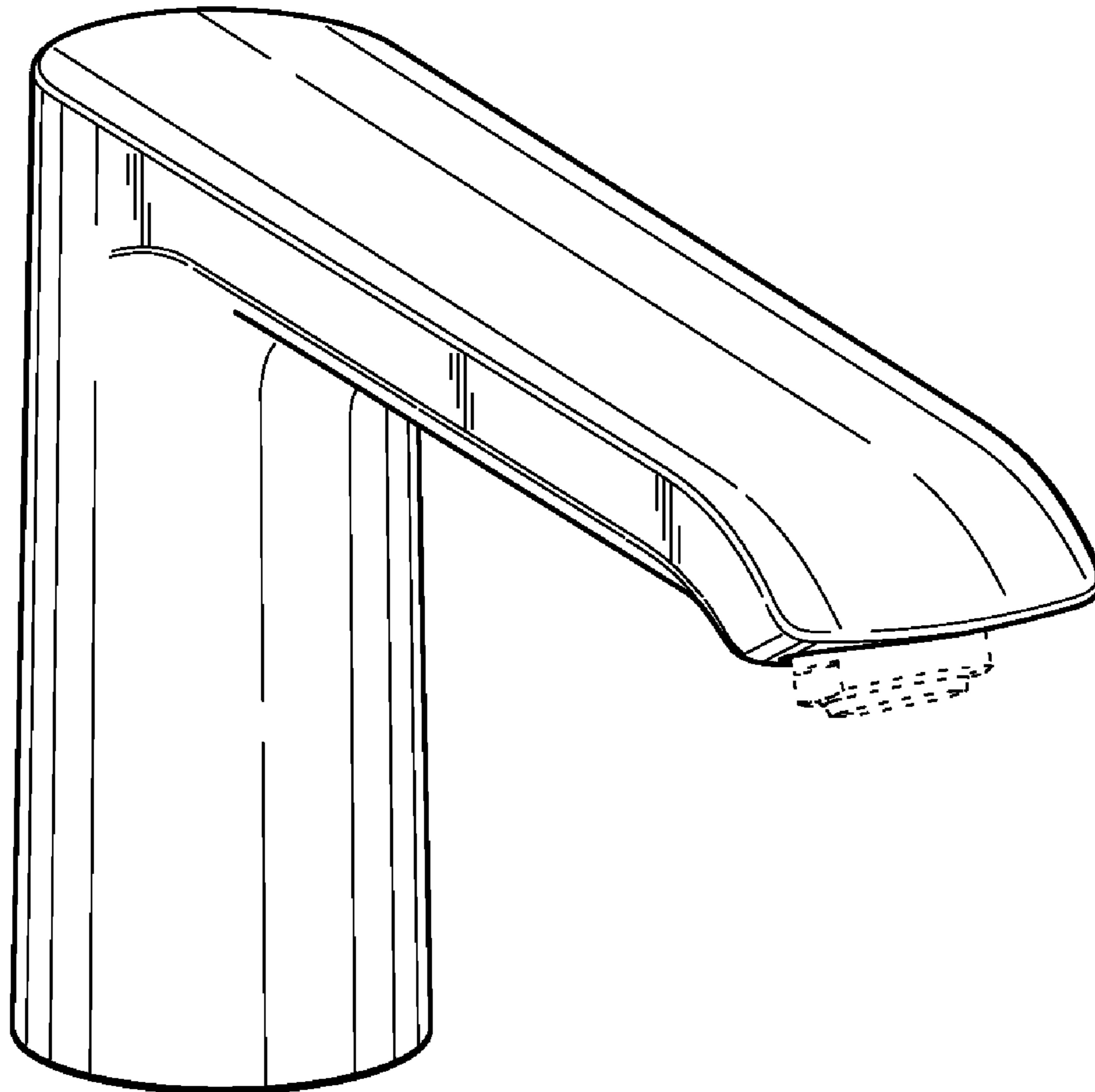
(57) **CLAIM**

The ornamental design for a faucet, as shown and described.

DESCRIPTION

FIG. 1 is a perspective view of a faucet showing our design; FIG. 2 is a front elevational view thereof; FIG. 3 is a rear elevational view thereof; FIG. 4 is a left side elevational view thereof; the right side elevational view being a mirror image thereof; FIG. 5 is a top plan view thereof; and, FIG. 6 is a bottom plan view thereof. The broken lines in the drawings represent unclaimed portions of the design and form no part of the claimed design.

1 Claim, 6 Drawing Sheets



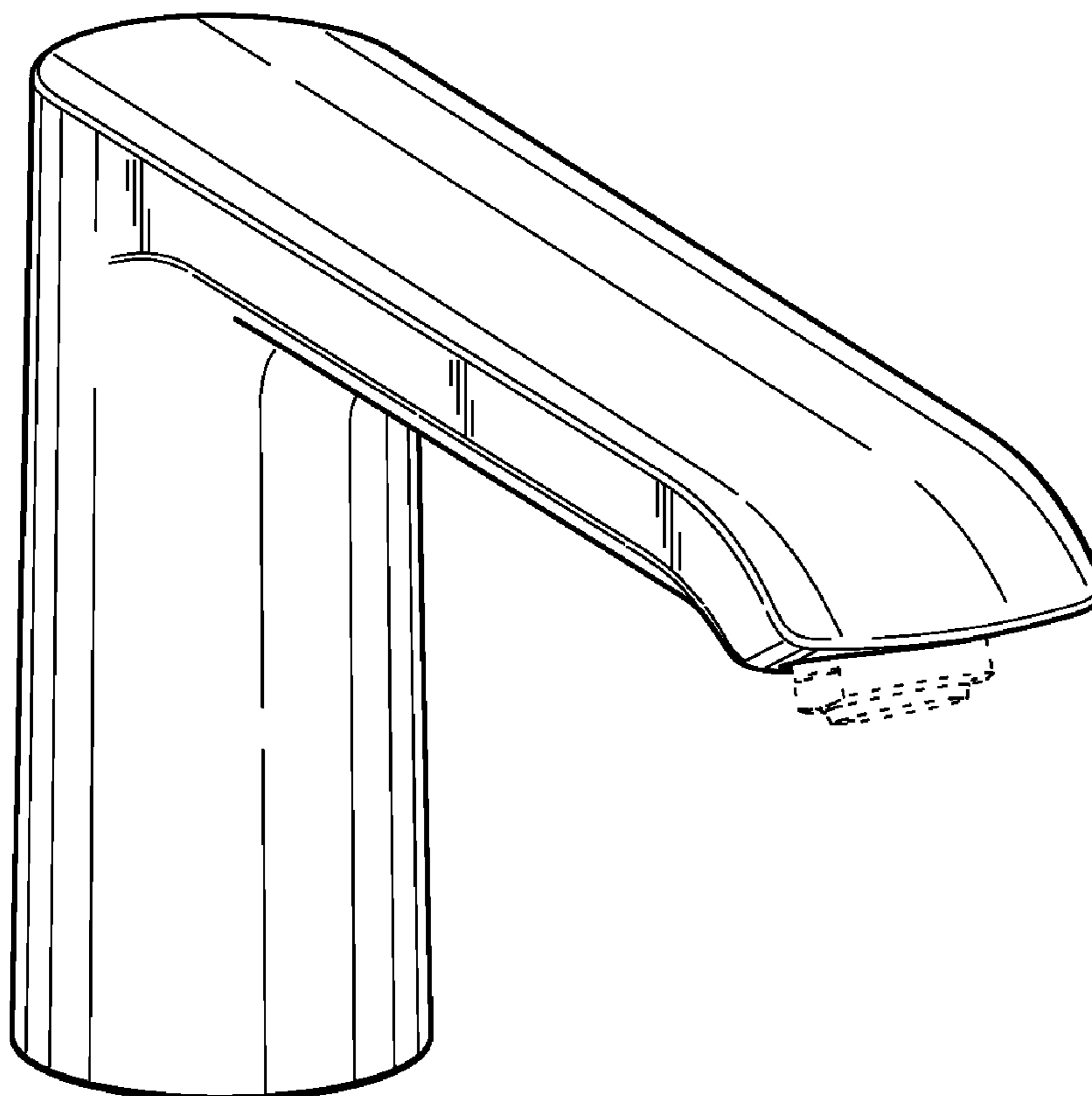


FIG. 1




FIG. 2




FIG. 3

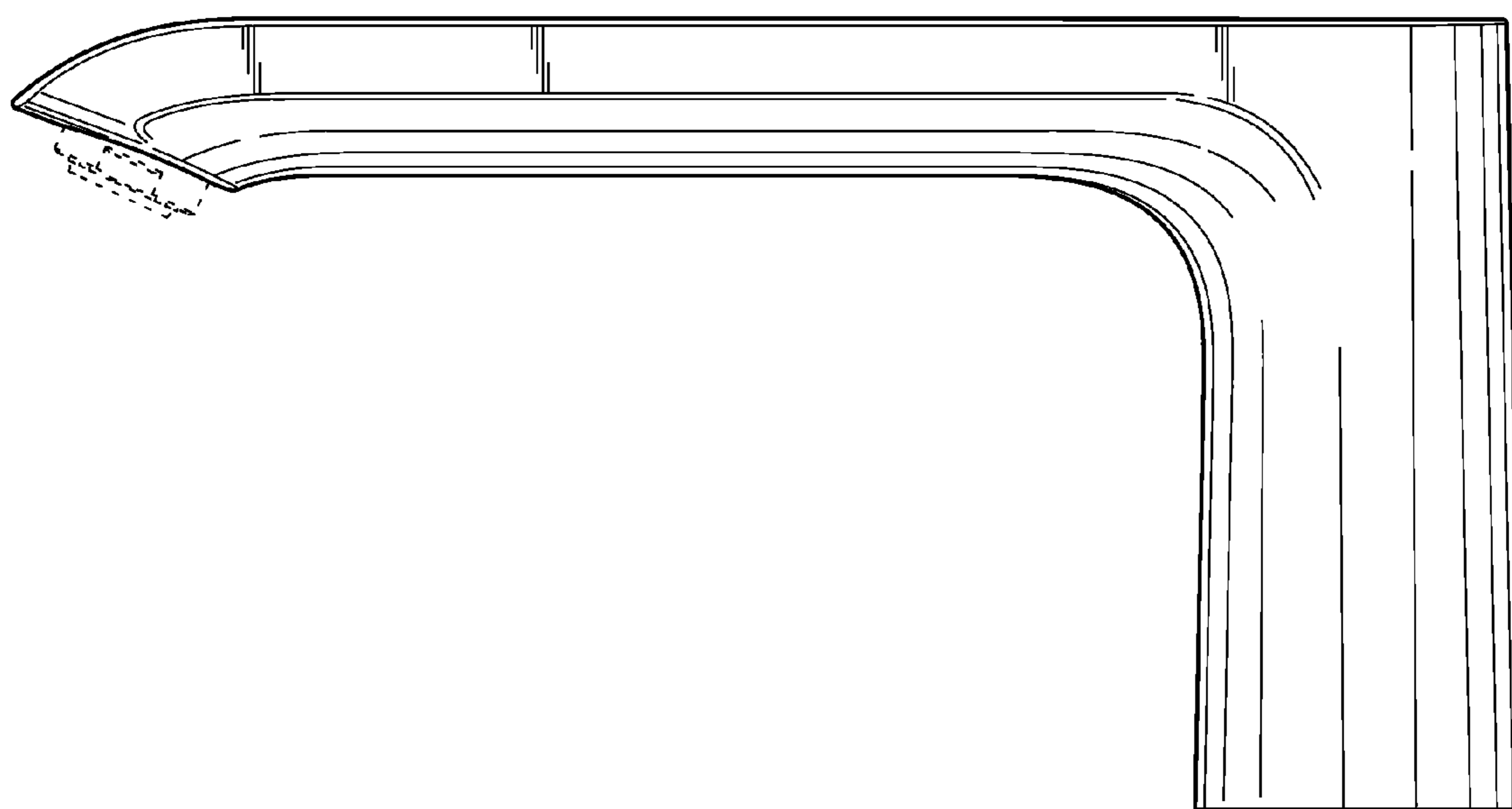


FIG. 4

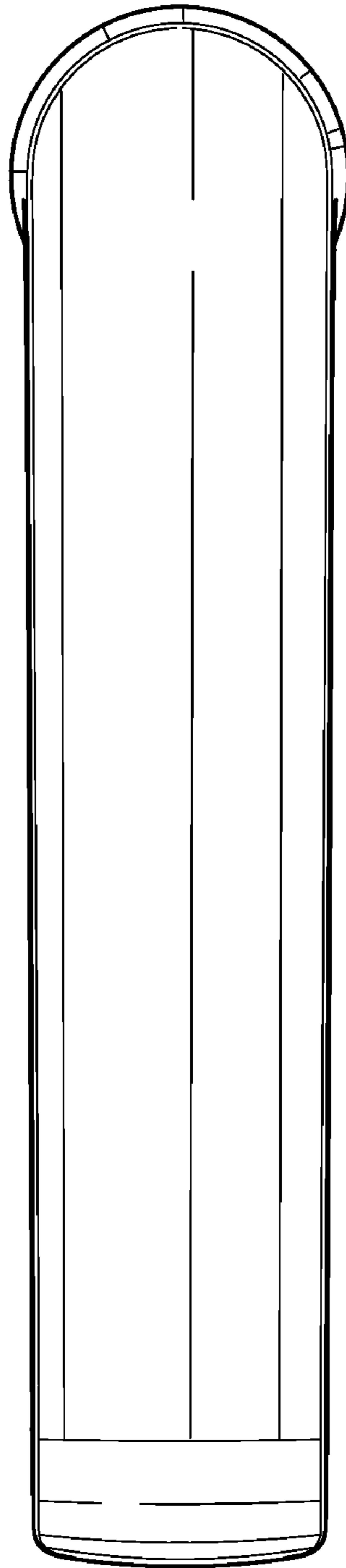


FIG. 5




FIG. 6