



US00D635636S

(12) **United States Design Patent**
Bekkala

(10) **Patent No.:** **US D635,636 S**

(45) **Date of Patent:** **** Apr. 5, 2011**

(54) **FISHING LURE**

(76) Inventor: **Michael E. Bekkala**, Laurium, MI (US)

(**) Term: **14 Years**

(21) Appl. No.: **29/369,964**

(22) Filed: **Sep. 15, 2010**

(51) **LOC (9) Cl.** **22-05**

(52) **U.S. Cl.** **D22/129**

(58) **Field of Classification Search** D22/126-133;
43/42.05, 42.06, 42.5, 42.31, 45.51, 42.32,
43/42.33, 42.34, 43.1, 43.13, 42.39

See application file for complete search history.

D492,750 S * 7/2004 Edwards D22/129
D495,396 S * 8/2004 Yamaguchi D22/129
D521,103 S * 5/2006 Franco D22/129
D541,899 S 5/2007 Coia
D561,866 S 2/2008 Smith
D579,512 S * 10/2008 Renosky D22/129

* cited by examiner

Primary Examiner — Catherine R Oliver

(74) *Attorney, Agent, or Firm* — QuickPatents, Inc.; Kevin Prince

(57) **CLAIM**

What is claimed is the ornamental design for a fishing lure, as shown and described.

DESCRIPTION

FIG. 1 is a perspective view of a fishing lure, showing the new design;

FIG. 2 is a front elevational view thereof;

FIG. 3 is a rear elevational view thereof;

FIG. 4 is a left-side elevational view thereof, the right-side elevational view being a mirror image thereof;

FIG. 5 is a top plan view thereof; and,

FIG. 6 is a bottom plan view thereof.

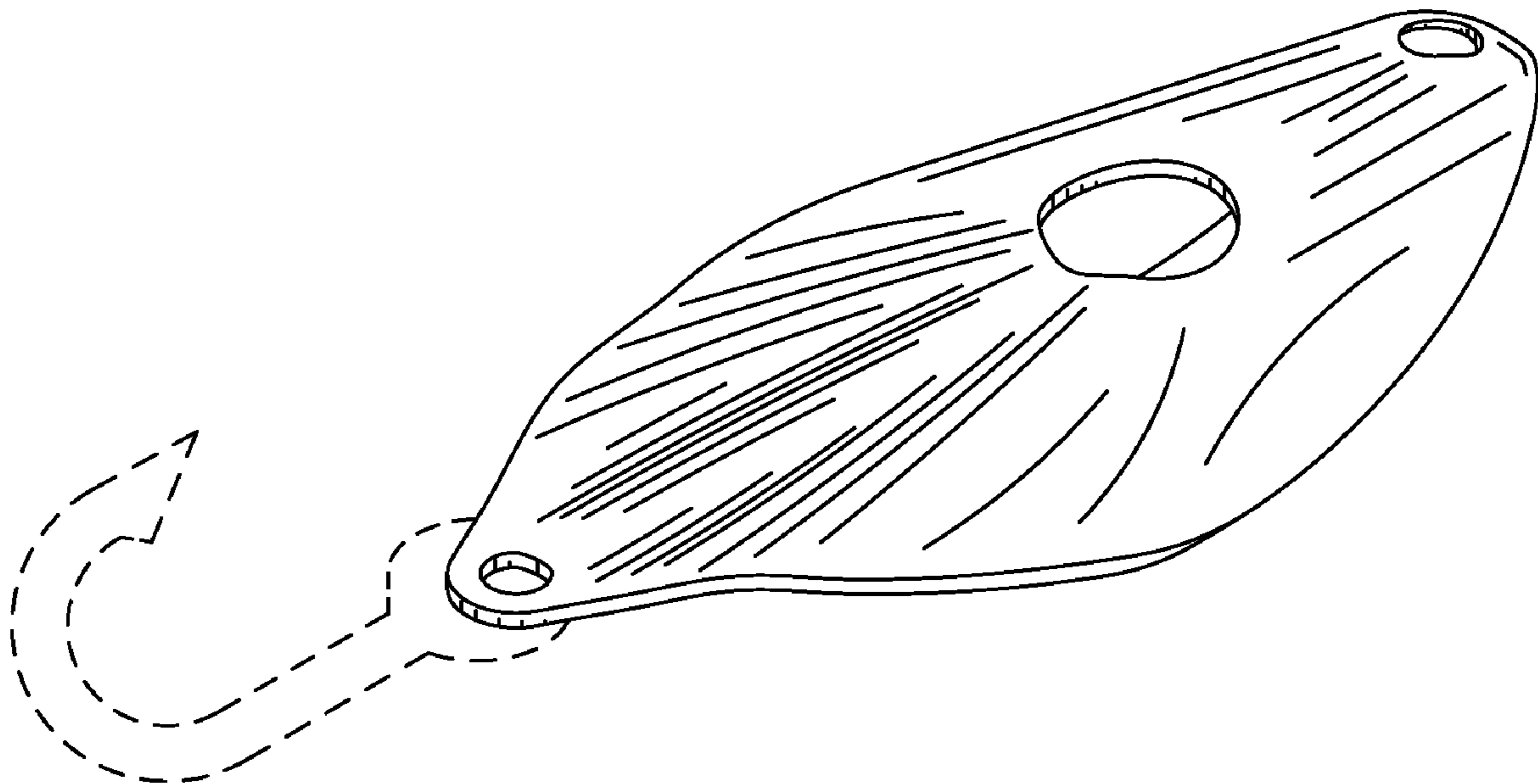
The broken lines showing a fish hook in FIG. 1 are included for the purpose of illustrating the invention in use, and form no part of the claimed design.

1 Claim, 2 Drawing Sheets

(56) **References Cited**

U.S. PATENT DOCUMENTS

1,978,843	A	10/1934	Jensen	
D104,290	S	4/1937	Paulson	
D106,060	S	9/1937	Raymond	
2,315,307	A	3/1943	Wilson	
2,833,079	A	5/1958	Flaska	
3,091,049	A	5/1963	Reimers	
D195,777	S	7/1963	Hajek	
D214,246	S	5/1969	Bos	
D230,848	S	3/1974	Harris	
D241,247	S	8/1976	Marek	
D299,678	S *	1/1989	Butler	D22/129
D374,907	S	10/1996	Ketchum	
D472,955	S *	4/2003	Hyneman	D22/129



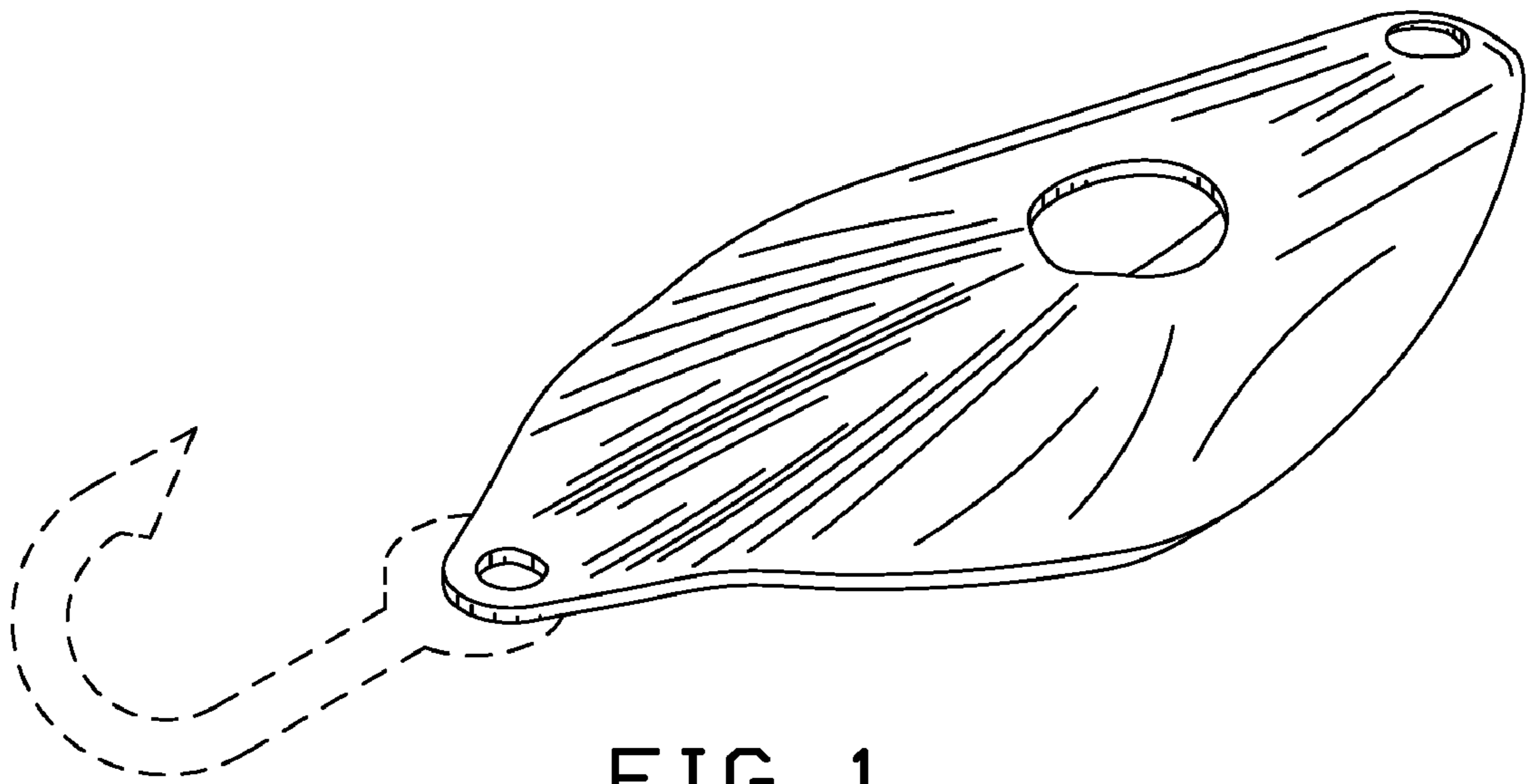


FIG. 1

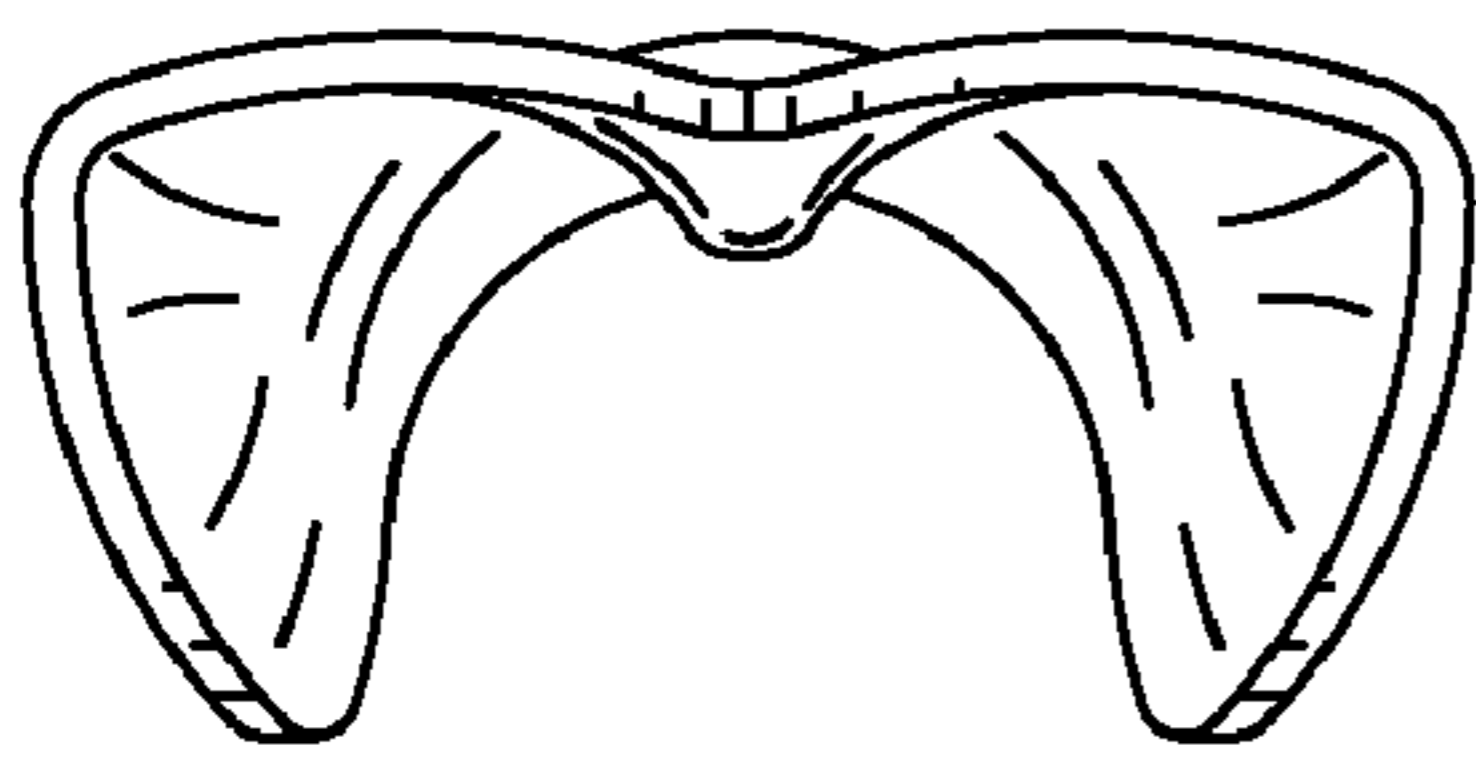


FIG. 2

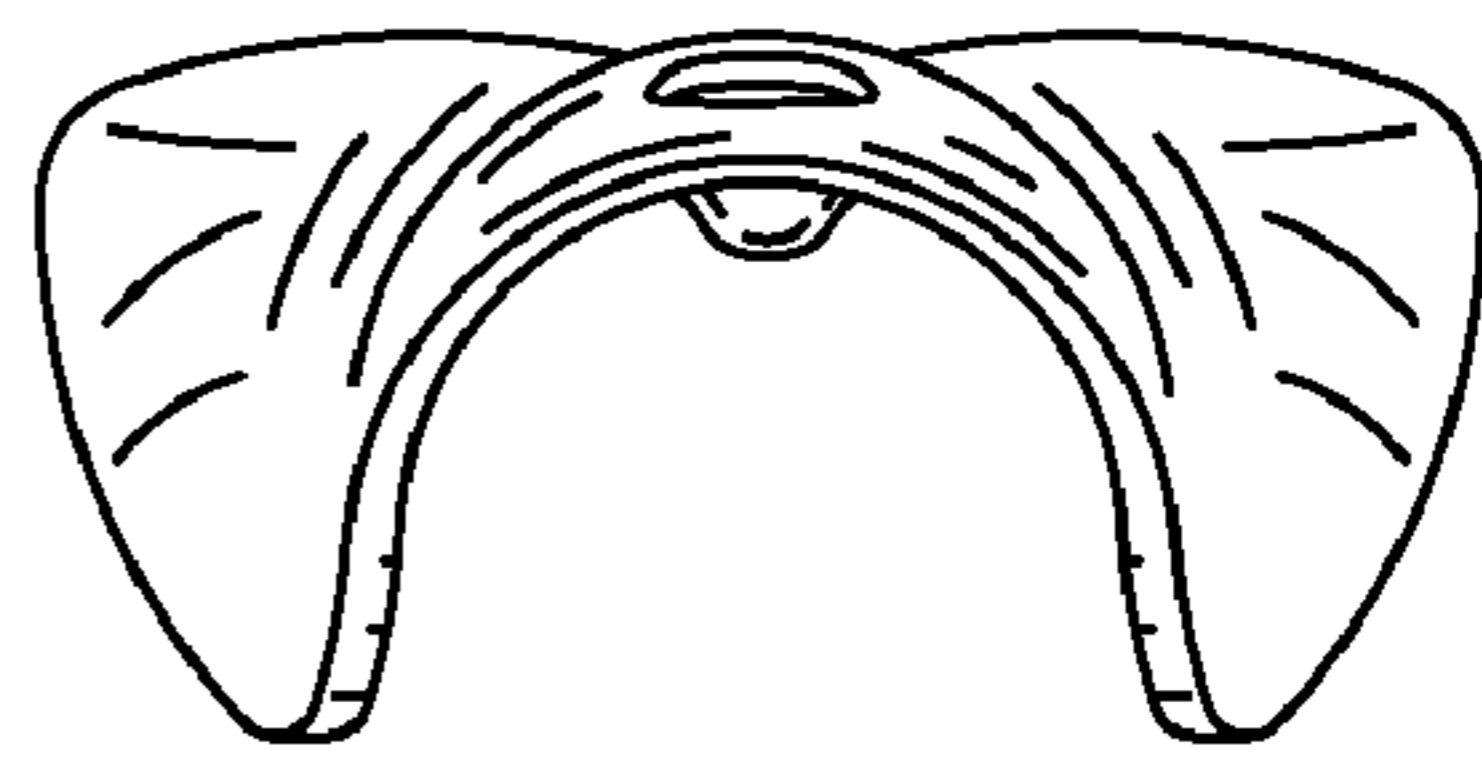


FIG. 3



FIG. 4

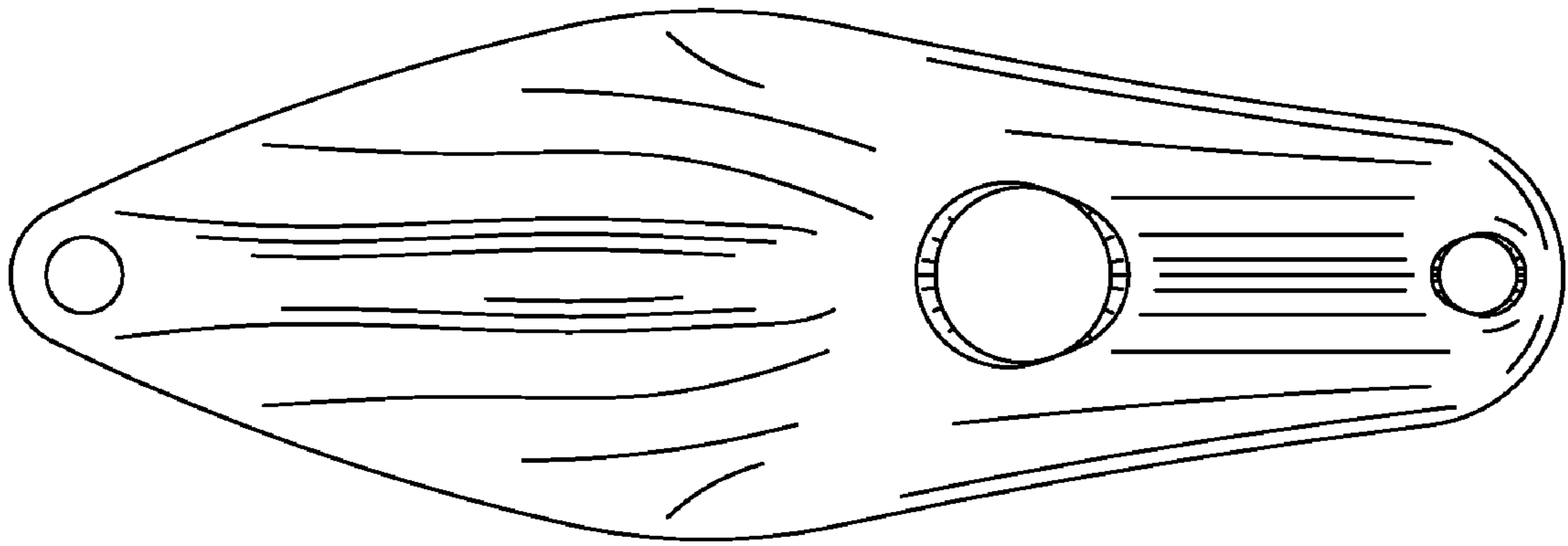


FIG. 5

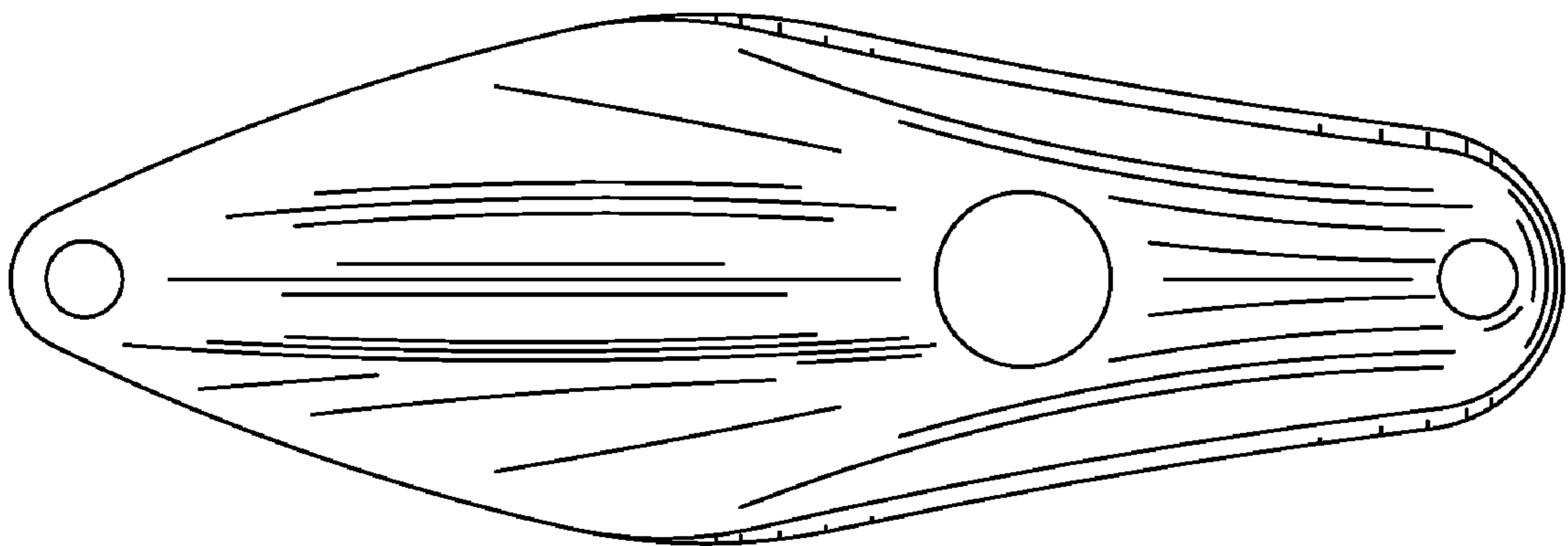


FIG. 6