

US00D635620S

(12) **United States Design Patent**
Nadel

(10) **Patent No.:** **US D635,620 S**

(45) **Date of Patent:** **** Apr. 5, 2011**

(54) **TOY GUN**

(75) **Inventor:** **Craig Nadel**, Montville, NJ (US)

(73) **Assignee:** **Buzz Bee Toys (H.K.) Co. Ltd.**,
Kowloon (HK)

(**) **Term:** **14 Years**

(21) **Appl. No.:** **29/346,974**

(22) **Filed:** **Nov. 9, 2009**

(30) **Foreign Application Priority Data**

Jun. 9, 2009 (HK) 0900934.9M004

(51) **LOC (9) Cl.** **21-01**

(52) **U.S. Cl.** **D21/573**

(58) **Field of Classification Search** D21/333,
D21/401, 461, 567, 568, 570-575; D14/418;
D22/100, 101, 104, 105, 108-110; 124/16,
124/26, 27, 28, 29, 54, 73-77; 222/78, 79;
42/54, 57, 58; 446/23, 182, 192, 401, 403,
446/405-407, 473, 475

See application file for complete search history.

(56) **References Cited**

U.S. PATENT DOCUMENTS

D206,669 S * 1/1967 Hirsch D21/573
D206,670 S * 1/1967 Hirsch D21/573
3,919,799 A * 11/1975 Austin et al. D21/573

D258,166 S * 2/1981 Barthropp D21/572
D338,690 S * 8/1993 Smith et al. D14/418
5,283,970 A * 2/1994 Aigner 42/57
D352,976 S * 11/1994 Hsieh D21/573
D354,997 S * 1/1995 Arad et al. D21/574
D398,661 S * 9/1998 Lee D21/333
D445,846 S * 7/2001 Hornsby et al. D21/574
D454,926 S * 3/2002 Hornsby et al. D21/574
D458,975 S * 6/2002 Hornsby et al. D21/574
D460,792 S * 7/2002 Lee D21/573
D504,489 S * 4/2005 Cerovic D22/104
D508,277 S * 8/2005 Cerovic D22/104
2008/0188314 A1 * 8/2008 Rosenblum 446/473
2009/0197506 A1 * 8/2009 Ma 446/473

* cited by examiner

Primary Examiner — Cynthia M Chin

(74) *Attorney, Agent, or Firm* — Intellectual Property Law
Group LLP; Juneko Jackson; Otto O. Lee

(57) **CLAIM**

The ornamental design for a toy gun, as shown and described.

DESCRIPTION

FIG. 1 is a perspective view of a toy gun embodying my new design;

FIG. 2 is a front elevational view thereof;

FIG. 3 is a rear elevational view thereof;

FIG. 4 is a right side elevational view thereof;

FIG. 5 is a left side elevational view thereof;

FIG. 6 is a top plan view thereof; and,

FIG. 7 is a bottom plan view thereof.

1 Claim, 5 Drawing Sheets





FIG. 1




FIG. 3




FIG. 2



FIG. 4




FIG. 5




FIG. 6




FIG. 7