



US00D635618S

(12) **United States Design Patent**  
**Nadel**

(10) **Patent No.:** **US D635,618 S**

(45) **Date of Patent:** **\*\* Apr. 5, 2011**

(54) **TOY GUN**

(75) Inventor: **Craig Nadel**, Montville, NJ (US)

(73) Assignee: **Buzz Bee Toys (H.K.) Co. Ltd.**,  
Kowloon (HK)

(\*\*) Term: **14 Years**

(21) Appl. No.: **29/346,972**

(22) Filed: **Nov. 9, 2009**

(30) **Foreign Application Priority Data**

Jun. 9, 2009 (HK) ..... 0900934.9M002

(51) **LOC (9) Cl.** ..... **21-01**

(52) **U.S. Cl.** ..... **D21/573**

(58) **Field of Classification Search** ..... D21/333,  
D21/401, 461, 567, 568, 570-575; D14/418;  
D22/100, 101, 104, 105, 108-110; 124/16,  
124/26, 27, 28, 29, 54, 73-77; 222/78, 79;  
42/54, 57, 58; 446/23, 182, 192, 401, 403,  
446/405-407, 473, 475

See application file for complete search history.

(56) **References Cited**

**U.S. PATENT DOCUMENTS**

D189,673 S \* 1/1961 Hirsch ..... D21/573  
D206,542 S \* 12/1966 Ryan ..... D21/573

3,919,799 A \* 11/1975 Austin et al. .... D21/573  
D290,153 S \* 6/1987 Reaume ..... D22/100  
D344,108 S \* 2/1994 Shirai et al. .... D21/573  
5,283,970 A \* 2/1994 Aigner ..... 42/57  
D354,997 S \* 1/1995 Arad et al. .... D21/574  
D354,999 S \* 1/1995 Arad ..... D21/573  
D410,048 S \* 5/1999 Luk ..... D21/572  
D436,356 S \* 1/2001 Lee ..... D14/418  
6,698,414 B1 \* 3/2004 Menow et al. .... 124/71  
D520,082 S \* 5/2006 Yuen ..... D21/573  
D532,836 S \* 11/2006 Shih ..... D21/573  
2009/0197506 A1 \* 8/2009 Ma ..... 446/473

\* cited by examiner

*Primary Examiner* — Cynthia M Chin

(74) *Attorney, Agent, or Firm* — Intellectual Property Law  
Group LLP; Juneko Jackson; Otto O. Lee

(57) **CLAIM**

The ornamental design for a toy gun, as shown and described.

**DESCRIPTION**

FIG. 1 is a perspective view of a toy gun embodying my new  
design;

FIG. 2 is a front elevational view thereof;

FIG. 3 is a rear elevational view thereof;

FIG. 4 is a right side elevational view thereof;

FIG. 5 is a left side elevational view thereof;

FIG. 6 is a bottom plan view thereof; and,

FIG. 7 is a top plan view thereof.

**1 Claim, 7 Drawing Sheets**







FIG. 1





FIG. 2






FIG. 3





FIG. 4





FIG. 5






FIG. 6






FIG. 7