



US00D635611S

(12) **United States Design Patent**
Yoder et al.

(10) **Patent No.:** **US D635,611 S**
(45) **Date of Patent:** **** Apr. 5, 2011**

(54) **STAMPING DEVICE**

(75) Inventors: **Regina Yoder**, Arthur, IL (US); **Derick Scheppe**, Lawrence, KS (US)

(73) Assignee: **Regina Yoder**, Arthur, IL (US)

(**) Term: **14 Years**

(21) Appl. No.: **29/359,980**

(22) Filed: **Apr. 19, 2010**

(51) **LOC (9) Cl.** **19-02**

(52) **U.S. Cl.** **D18/15**

(58) **Field of Classification Search** D18/15-19,
D18/50, 7; 400/462-470, 613.1-613.4; 156/384,
156/DIG. 48, DIG. 49; D19/68; 101/109,
101/328, 329, 375
See application file for complete search history.

(56) **References Cited**

U.S. PATENT DOCUMENTS

D155,597	S *	10/1949	Gaulke	D18/15
2,784,668	A *	3/1957	Poje	101/109
3,146,707	A *	9/1964	Sloane	101/329
4,321,868	A	3/1982	Kikuchi		
4,993,159	A *	2/1991	Hull et al.	101/328
D318,685	S *	7/1991	Kida	D18/15
5,505,133	A	4/1996	Chen		
D391,983	S *	3/1998	Yamaguchi	D18/15

6,009,805	A	1/2000	Miketa et al.		
D477,627	S *	7/2003	Shimoki	D18/15
6,659,001	B2 *	12/2003	Toyama	101/106
6,659,007	B1 *	12/2003	Winston	101/329
6,857,360	B2	2/2005	Heckmann		
6,931,989	B2	8/2005	Kashiwaba et al.		
D510,748	S *	10/2005	Faber	D18/15
D543,233	S *	5/2007	Inaguma	D18/15
D614,688	S *	4/2010	Wilflingseder et al.	D18/15

* cited by examiner

Primary Examiner — Charles A Rademaker

(74) *Attorney, Agent, or Firm* — IpHorgan Ltd.

(57) **CLAIM**

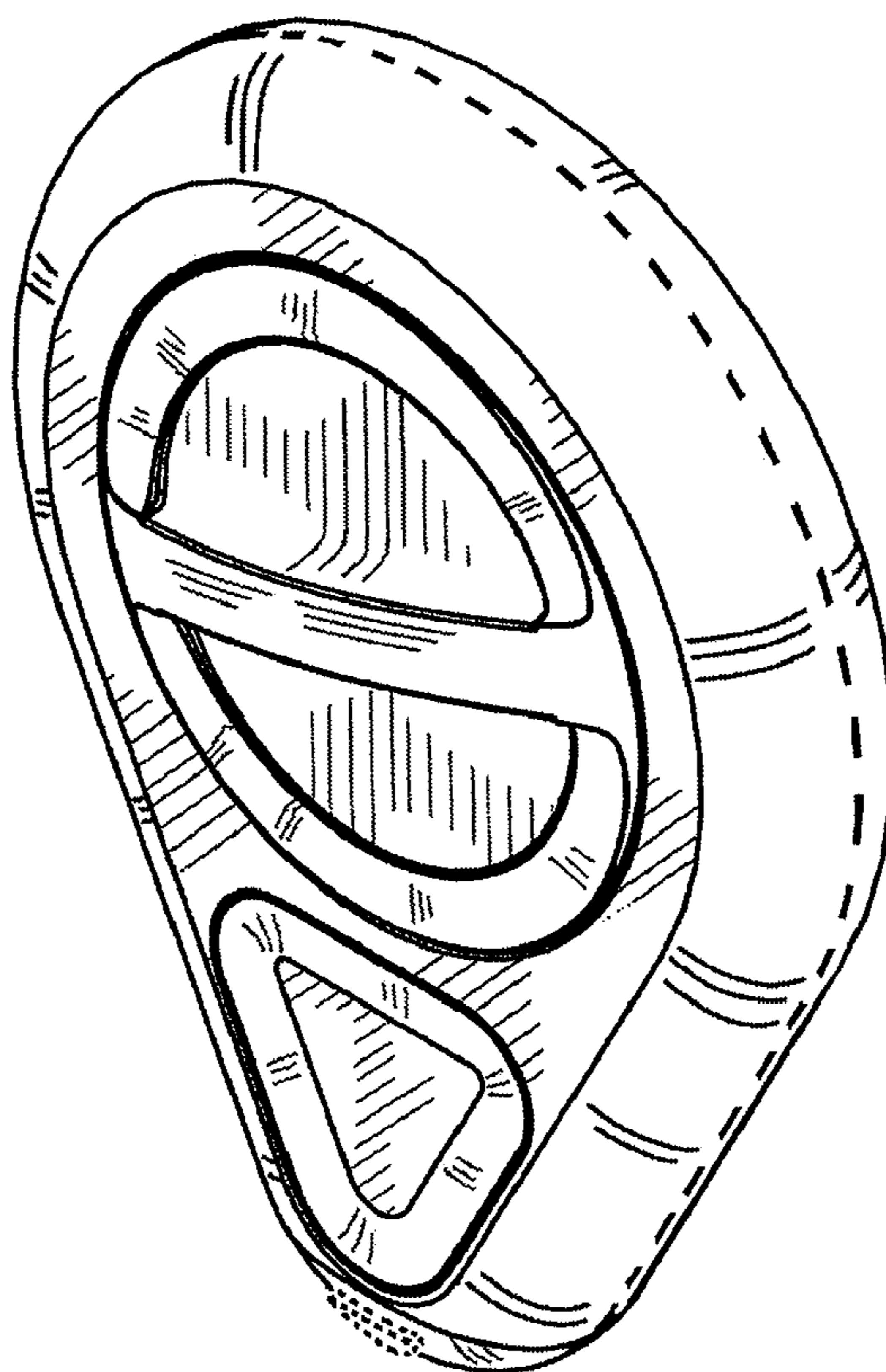
The ornamental design for a stamping device, as shown and described.

DESCRIPTION

FIG. 1 is a perspective view of a stamping device showing my new design;
FIG. 2 is a left side elevation thereof;
FIG. 3 is a right side elevation thereof;
FIG. 4 is a bottom plan view thereof;
FIG. 5 is a top plan view thereof;
FIG. 6 is a front elevation thereof; and,
FIG. 7 is a back view thereof.

The broken lines shown in the drawings are included for the purpose of illustrating structural environment and form no part of the claimed design.

1 Claim, 7 Drawing Sheets



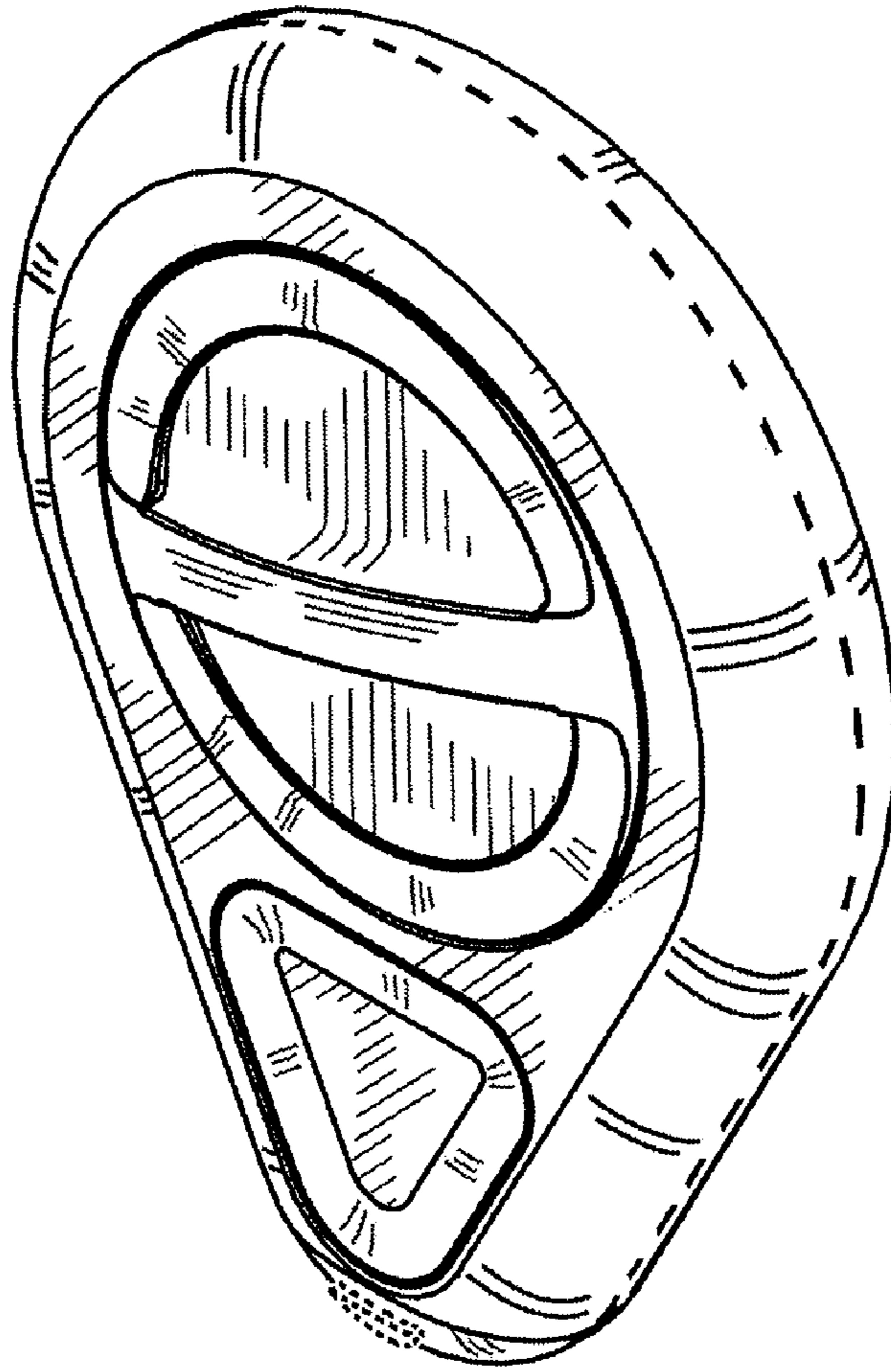


Fig. 1




Fig. 2




Fig. 3

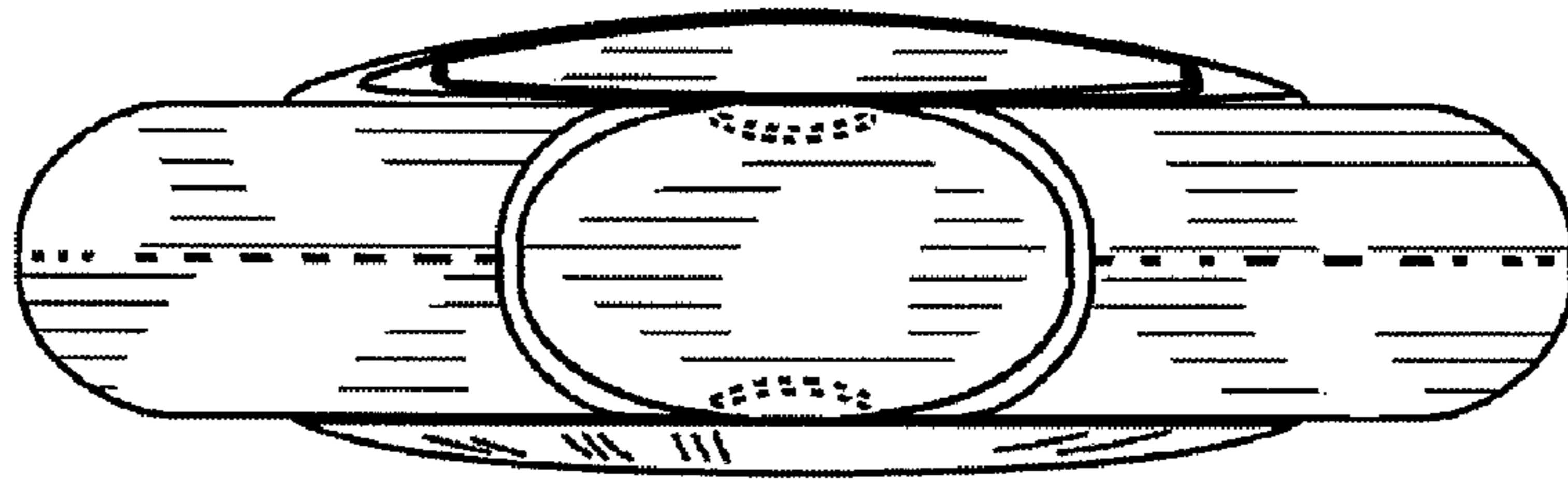


Fig. 4



Fig. 5

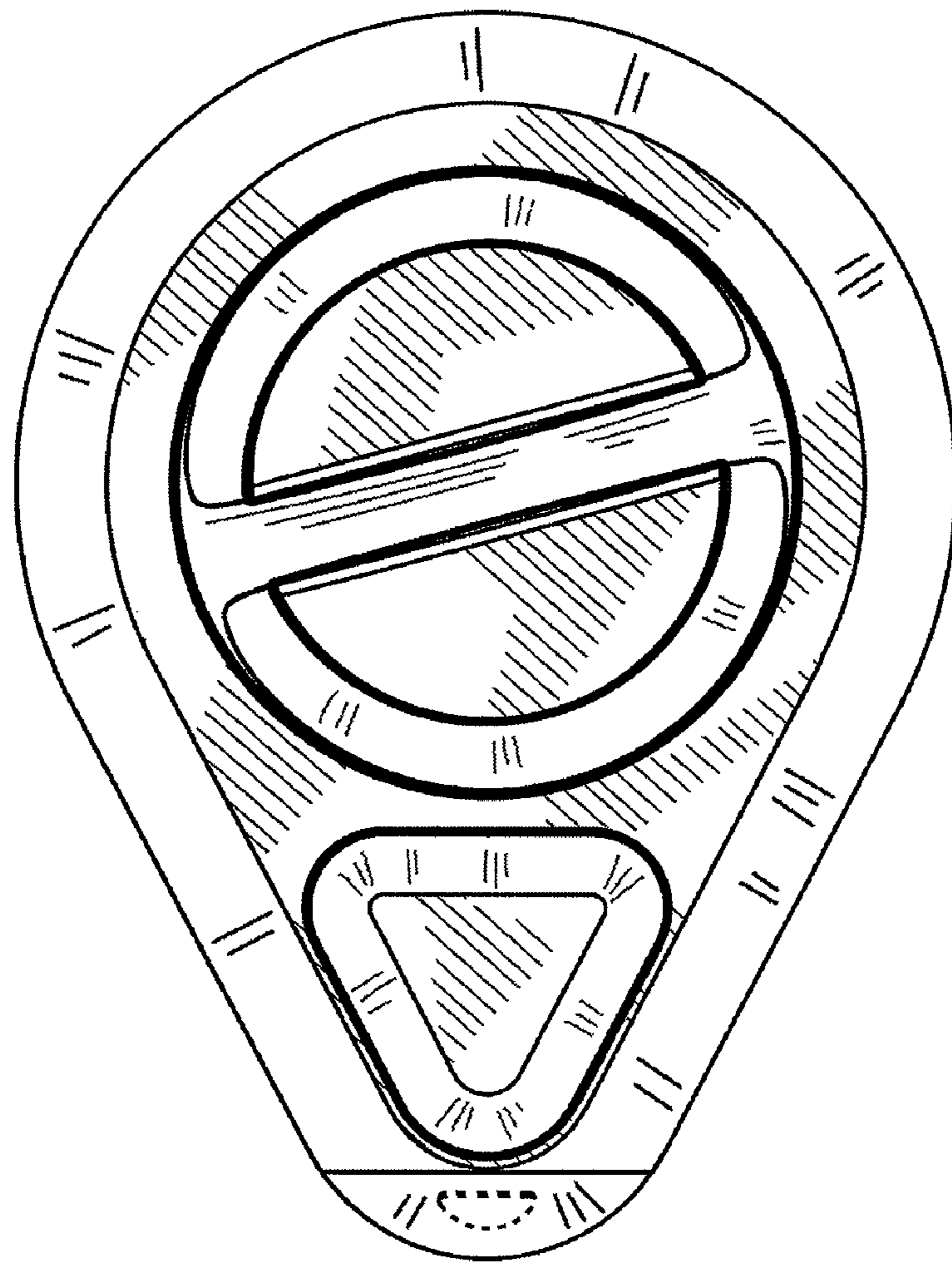


Fig. 6

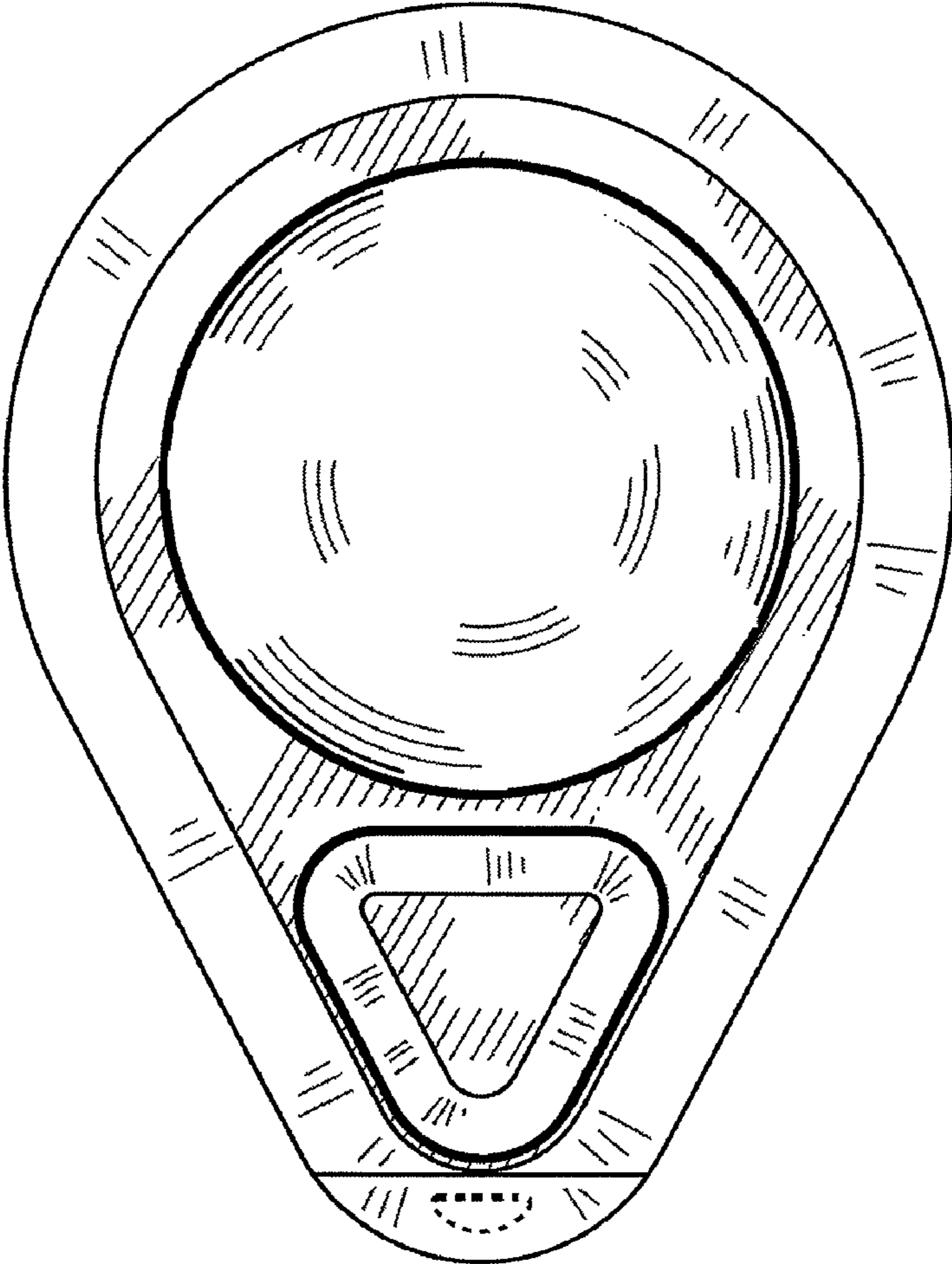


Fig. 7