



US00D635608S

(12) **United States Design Patent**
Gray et al.

(10) **Patent No.:** **US D635,608 S**
(45) **Date of Patent:** **** Apr. 5, 2011**

- (54) **EYEGLASS ORNAMENT**
- (75) Inventors: **K. Elizabeth Gray**, Lansing, MI (US);
Peggy Gray, Dimondale, MI (US);
Christiane Gray, Lansing, MI (US)
- (73) Assignee: **K. Elizabeth Gray**, Lansing, MI (US)
- (**) Term: **14 Years**
- (21) Appl. No.: **29/350,450**
- (22) Filed: **Nov. 17, 2009**
- (51) **LOC (9) Cl.** **16-06**
- (52) **U.S. Cl.** **D16/341**
- (58) **Field of Classification Search** D16/101,
D16/300–330, 335, 336, 341; 351/41, 44,
351/51, 52, 111, 158; D11/1, 4, 8, 16, 206,
D11/209, 222; 63/4, 13, 38
See application file for complete search history.

5,896,184 A	4/1999	Lowe et al.	
D410,589 S *	6/1999	Lagergren	D11/40
D412,133 S *	7/1999	Kelman	D11/6
D428,825 S *	8/2000	Wiseman	D11/87
D443,546 S *	6/2001	Cabarbaye	D11/3
6,520,635 B1	2/2003	Ignatowski	
D501,866 S *	2/2005	Rigaud	D16/341
D509,756 S *	9/2005	Ikeuchi	D10/32
7,322,214 B2 *	1/2008	Ignatowski	63/38
7,341,342 B2 *	3/2008	Jain	351/52
D625,215 S *	10/2010	Murray	D11/3

* cited by examiner

Primary Examiner — Raphael Barkai
Assistant Examiner — Randall Gholson
(74) *Attorney, Agent, or Firm* — Zachary W. Behler; Foster
Swift Collins & Smith PC

(57) **CLAIM**
The ornamental design for an eyeglass ornament, substan-
tially as shown and described.

- (56) **References Cited**
- U.S. PATENT DOCUMENTS
- D245,769 S * 9/1977 Chihara D11/13
- 4,153,346 A * 5/1979 Gomer 351/52
- D312,984 S * 12/1990 Sprick D11/213
- 4,974,955 A * 12/1990 Treadaway, Sr. 351/123
- 5,024,515 A 6/1991 Beckemeyer et al.
- 5,087,118 A * 2/1992 Gill 351/156
- 5,161,234 A 11/1992 Nitta
- D334,156 S * 3/1993 Sprick D11/222
- D337,746 S * 7/1993 Sprick D11/213
- D337,966 S * 8/1993 Sprick D11/213
- D347,801 S * 6/1994 Church D11/40
- D377,037 S * 12/1996 Stolt D16/306
- D379,603 S * 6/1997 Sprick D11/213
- D384,990 S * 10/1997 Riis D21/486
- D395,126 S * 6/1998 VonZwehl D99/26
- D396,052 S * 7/1998 Stolt D16/306
- D407,346 S * 3/1999 Wyatt et al. D11/168

DESCRIPTION

FIG. 1 is a front view of another embodiment of my newly
designed eyeglass ornament.
FIG. 2 is a side view of the embodiment of newly designed
eyeglass ornament as depicted in FIG. 1.
FIG. 3 is a front view of the embodiment of my newly
designed eyeglass ornament as depicted in FIG. 1 in an envi-
ronment where it is displayed attached to a typical pair of
eyeglasses; and,
FIG. 4 is a side view of the embodiment of my newly designed
eyeglass ornament as depicted in FIG. 1 in an environment
where it is displayed attached to a typical pair of eyeglasses.
The broken lines showing eyeglasses are included for the
purpose of illustrating the environment of the design and form
no part of the claimed design.

1 Claim, 1 Drawing Sheet




FIG. 1

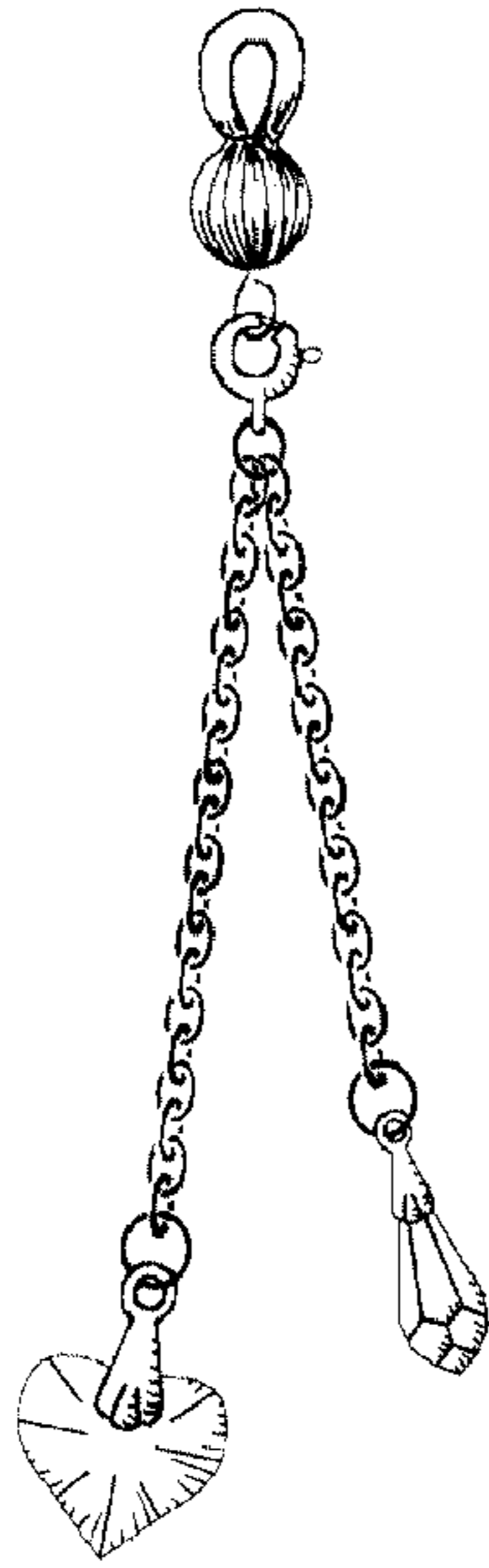


FIG. 2



FIG. 3




FIG. 4

