



US00D635597S

(12) **United States Design Patent**
Tiner

(10) **Patent No.:** **US D635,597 S**

(45) **Date of Patent:** **** Apr. 5, 2011**

(54) **LIFT PIN**

(75) Inventor: **Robin L. Tiner**, Santa Cruz, CA (US)

(73) Assignee: **Applied Materials, Inc.**, Santa Clara, CA (US)

(**) Term: **14 Years**

(21) Appl. No.: **29/328,009**

(22) Filed: **Nov. 17, 2008**

(51) **LOC (9) Cl.** **15-09**

(52) **U.S. Cl.** **D15/138**

(58) **Field of Classification Search** D8/387;
D15/122, 138, 140, 199; 118/500, 715, 728,
118/729; 156/345.51-345.55; 414/757
See application file for complete search history.

(56) **References Cited**

U.S. PATENT DOCUMENTS

3,015,709	A *	1/1962	Bodenschatz	337/6
3,074,186	A *	1/1963	Gudermuth	36/34 A
3,832,764	A *	9/1974	Fletcher et al.	29/764
5,594,985	A *	1/1997	Varley	29/823
5,796,066	A	8/1998	Guyot		
5,848,670	A	12/1998	Salzman		
5,879,128	A	3/1999	Tietz et al.		
6,120,609	A	9/2000	Selyutin et al.		
6,202,368	B1 *	3/2001	Wallace, III	52/157
6,364,955	B2 *	4/2002	Schertler	118/719
6,481,723	B1 *	11/2002	Hao et al.	279/128
6,719,516	B2 *	4/2004	Kroeker	414/217
6,767,176	B2 *	7/2004	Yudovsky et al.	414/672
6,884,319	B2 *	4/2005	Kim	156/345.52
6,896,282	B1 *	5/2005	McKinley	280/495
6,958,098	B2	10/2005	Gujer et al.		
6,962,084	B2 *	11/2005	Gall	73/715
7,204,888	B2	4/2007	Tran et al.		
D568,914	S	5/2008	Or et al.		

D612,772	S *	3/2010	Goodman et al.	D12/162
2002/0011204	A1 *	1/2002	Gujer et al.	118/500
2002/0121312	A1	9/2002	Lubomirsky et al.		
2002/0174950	A1 *	11/2002	Park	156/345.1
2003/0075387	A1	4/2003	Wang et al.		
2003/0136341	A1 *	7/2003	Na	118/500
2005/0180737	A1	8/2005	Kurita et al.		
2006/0156987	A1 *	7/2006	Lai et al.	118/728
2007/0007782	A1 *	1/2007	Kalous	296/1.07
2008/0110397	A1 *	5/2008	Son	118/500
2008/0149032	A1 *	6/2008	Jung	118/728
2008/0196665	A1 *	8/2008	Chandran	118/713
2009/0095621	A1 *	4/2009	Kao et al.	204/298.32
2009/0127808	A1 *	5/2009	Otterson	280/33.994
2009/0155025	A1 *	6/2009	Lerner et al.	414/222.01
2009/0190908	A1 *	7/2009	Shibagaki	392/416
2009/0314211	A1 *	12/2009	Du Bois et al.	118/729
2010/0013626	A1 *	1/2010	Park et al.	340/521

* cited by examiner

Primary Examiner — Patricia Palasik

(74) *Attorney, Agent, or Firm* — Patterson & Sheridan, LLP

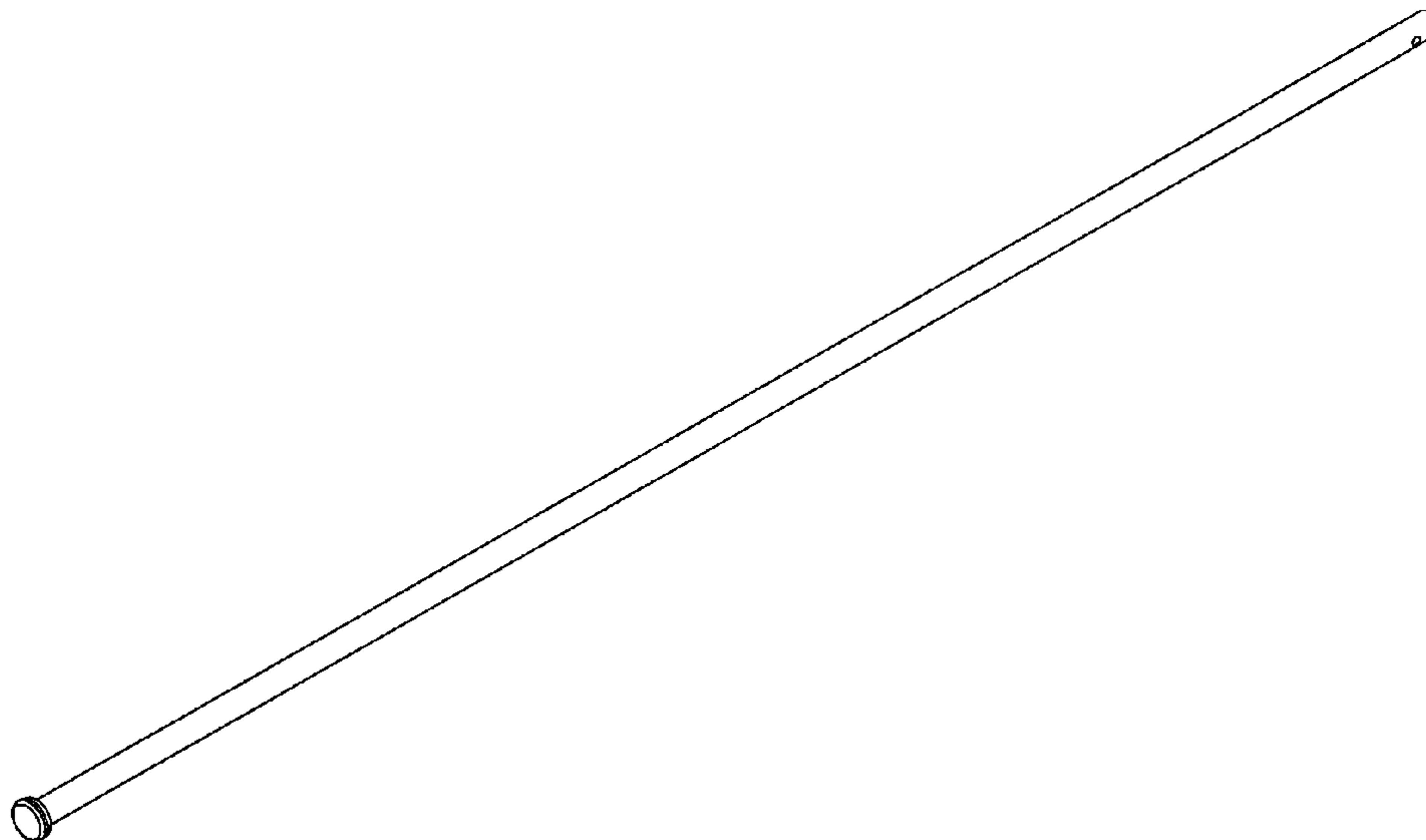
(57) **CLAIM**

The ornamental design for a lift pin, as shown and described.

DESCRIPTION

FIG. 1 is an isometric view of a lift pin.
 FIG. 2 is a top plan view of the lift pin of FIG. 1. The bottom plan view is identical and is omitted.
 FIG. 3 is a side elevation view of the lift pin of FIG. 1. The other side elevation view is identical and is omitted.
 FIG. 4 is a left end elevation view of the lift pin of FIG. 3.
 FIG. 5 is a right end elevation view of the lift pin of FIG. 3.
 FIG. 6 is an enlarged top plan view of the left end of the lift pin of FIG. 2; and,
 FIG. 7 is an enlarged top plan view of the right end of the lift pin of FIG. 2.

1 Claim, 3 Drawing Sheets



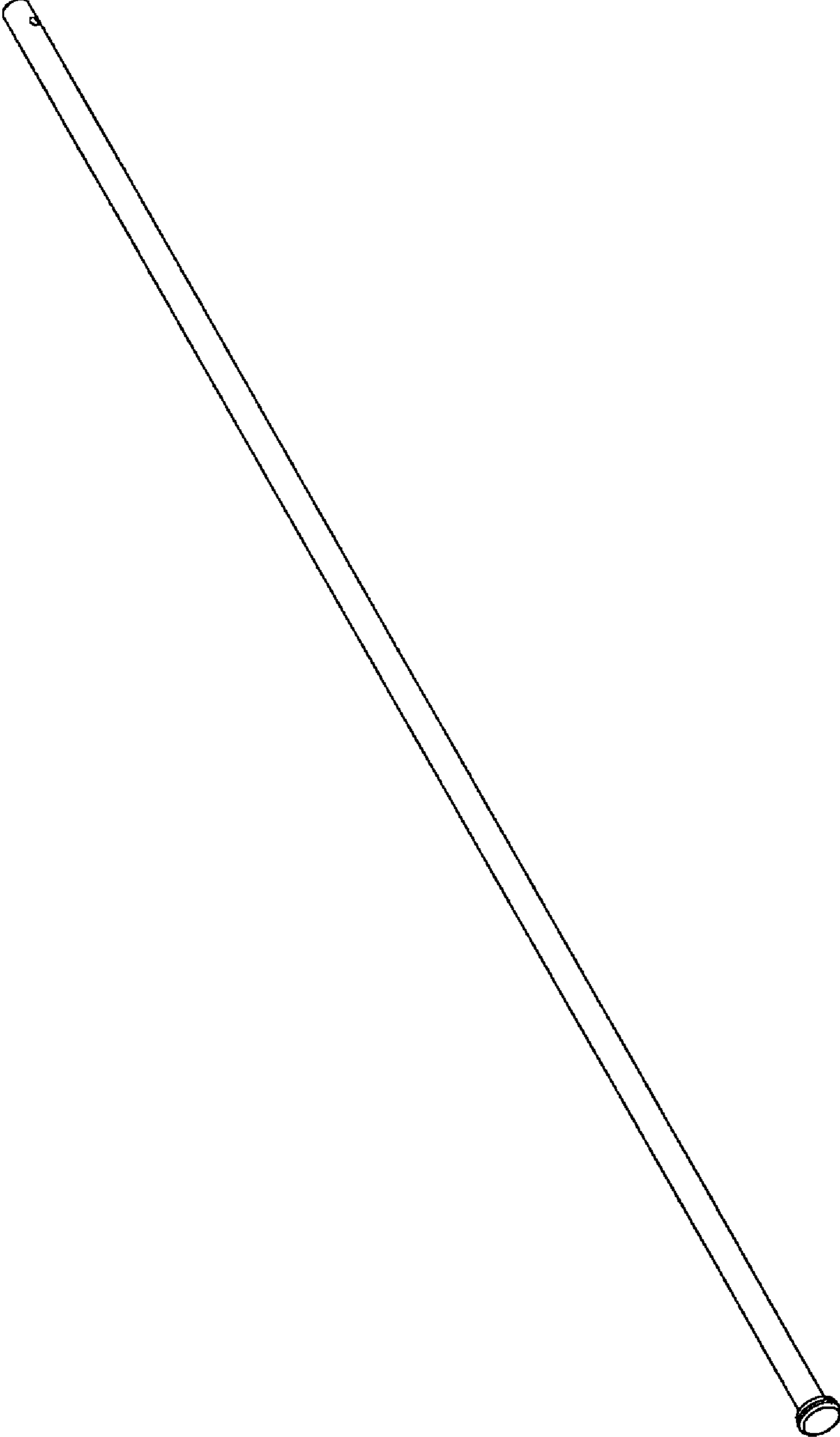


FIG. 1

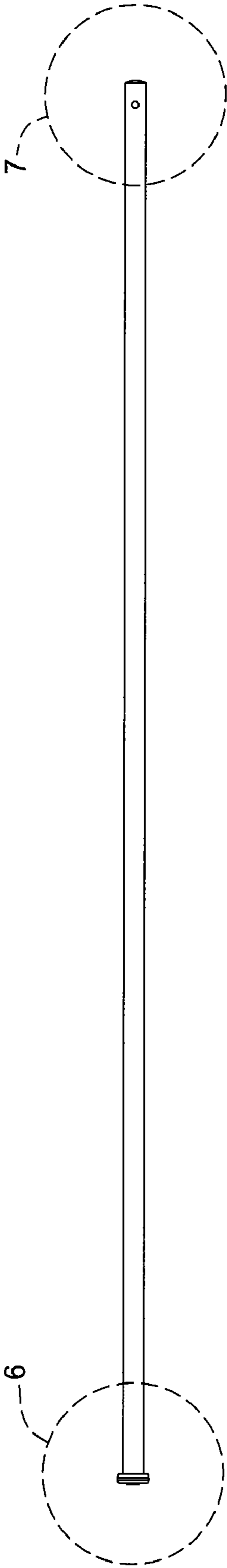


FIG. 2



FIG. 3



FIG. 4

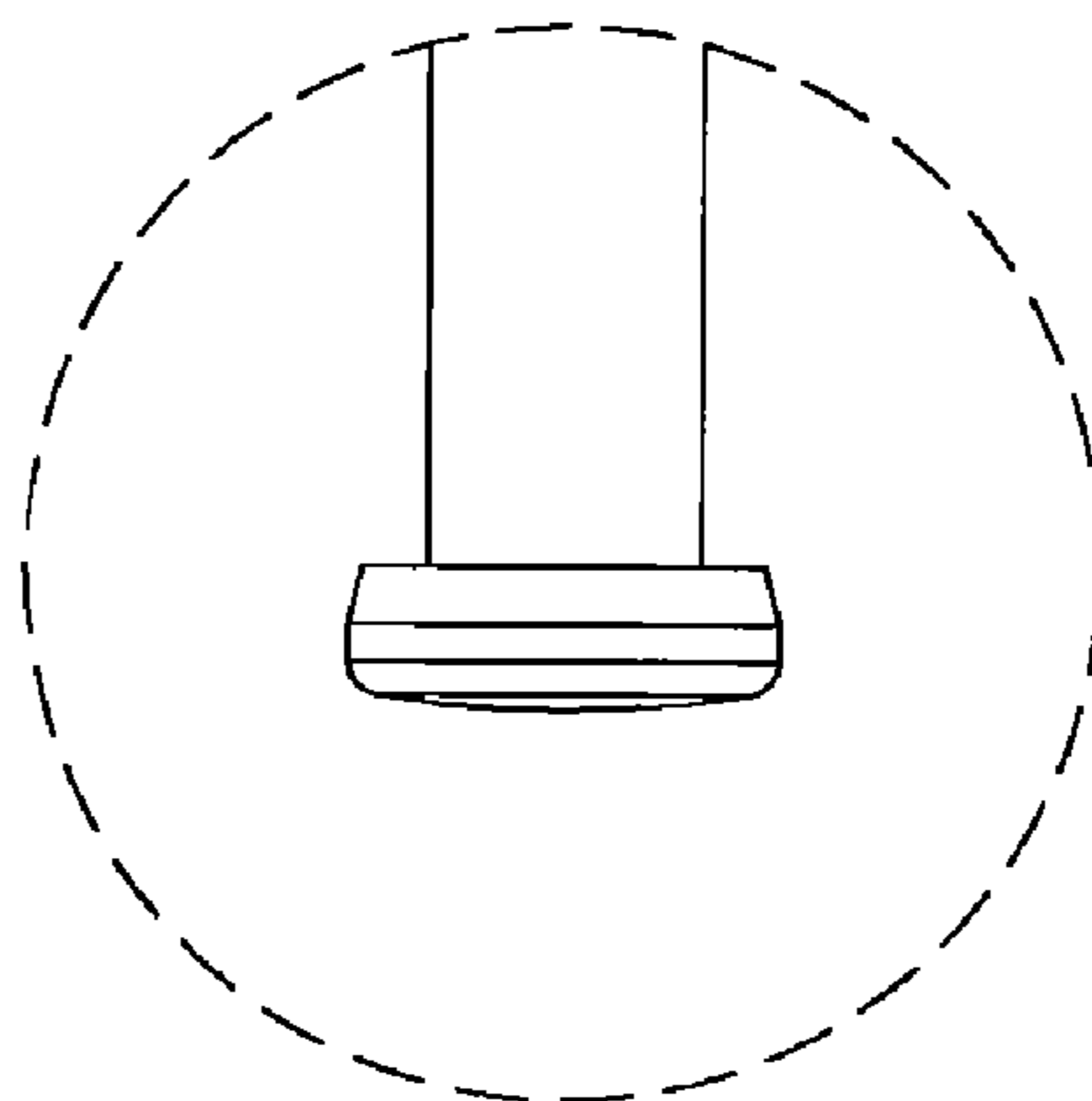


FIG. 6



FIG. 5

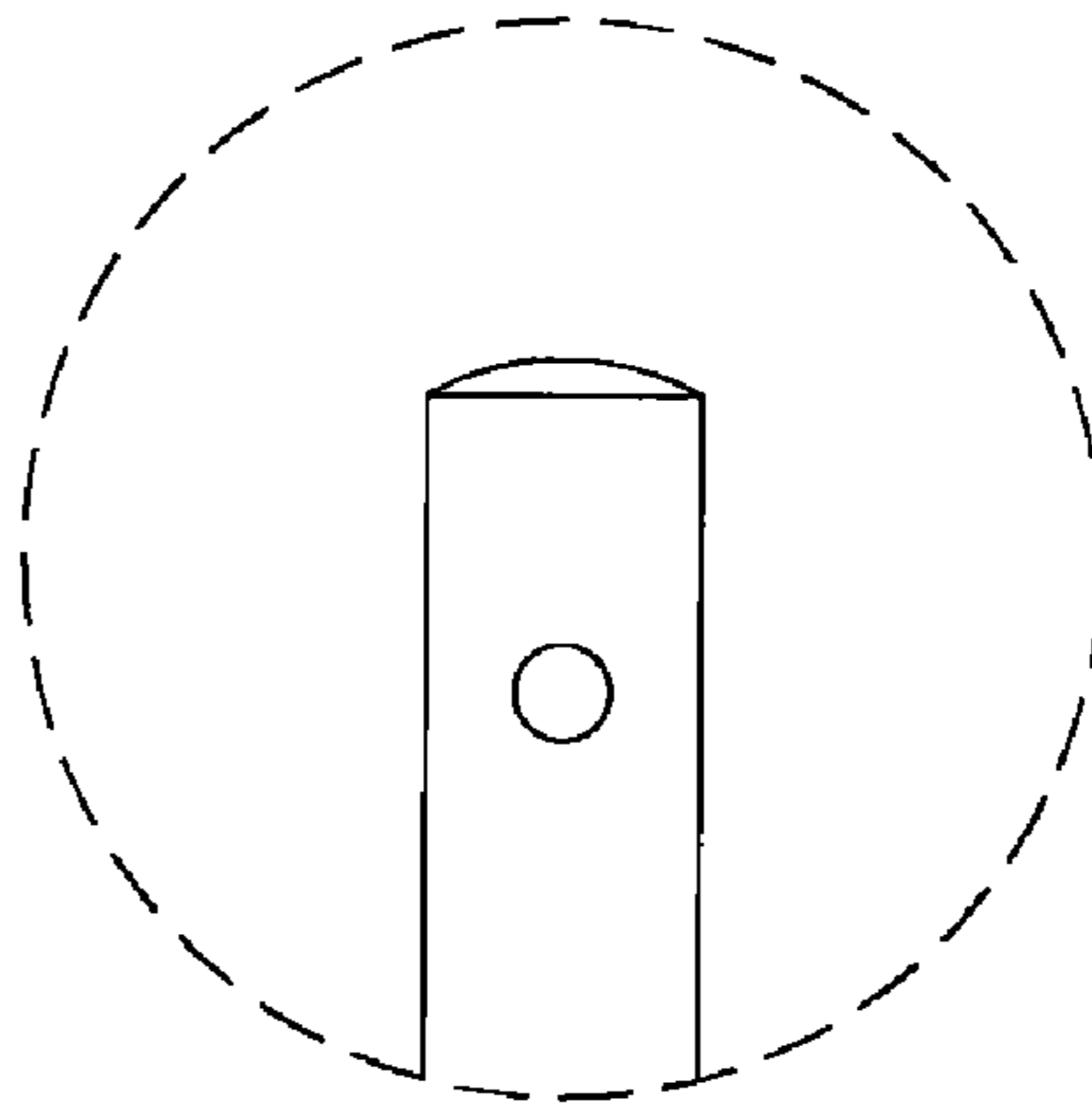


FIG. 7