



US00D635551S

(12) **United States Design Patent**  
**Wada**

(10) **Patent No.:** **US D635,551 S**

(45) **Date of Patent:** **\*\* Apr. 5, 2011**

(54) **SPEAKER**

(75) Inventor: **Takayuki Wada**, Tokyo (JP)

(73) Assignee: **Sony Corporation**, Tokyo (JP)

(\*\*) Term: **14 Years**

(21) Appl. No.: **29/347,568**

(22) Filed: **Mar. 5, 2010**

(51) **LOC (9) Cl.** ..... **14-01**

(52) **U.S. Cl.** ..... **D14/216**

(58) **Field of Classification Search** ..... D14/204,  
D14/210–216, 221, 168, 172; 181/143–144,  
181/147–148, 150–153, 157, 198–199;  
381/300–303, 306, 332–333, 336, 345, 361–364,  
381/386–388

See application file for complete search history.

(56) **References Cited**

**U.S. PATENT DOCUMENTS**

|            |   |         |          |       |         |
|------------|---|---------|----------|-------|---------|
| D534,157 S | * | 12/2006 | Yokoyama | ..... | D14/211 |
| D547,751 S |   | 7/2007  | Shiono   |       |         |
| D550,205 S |   | 9/2007  | Kaneda   |       |         |
| D554,620 S |   | 11/2007 | Shiono   |       |         |
| D582,393 S |   | 12/2008 | Yokoyama |       |         |
| D582,896 S |   | 12/2008 | Yokoyama |       |         |
| D585,425 S | * | 1/2009  | Natori   | ..... | D14/216 |
| D589,030 S |   | 3/2009  | Yokoyama |       |         |
| D589,943 S |   | 4/2009  | Yokoyama |       |         |
| D593,542 S |   | 6/2009  | Kurihara |       |         |

**OTHER PUBLICATIONS**

Web page, "CER 2031Speaker Rating" [Http://www.alpine-use.com/product/view/spr-17c](http://www.alpine-use.com/product/view/spr-17c), 2 pages, Alpine USA.

Web page, "GTO528" <http://www.jbl.com/EN-US/Products/Pages/ProductDetails.aspx?PID=GTO528&accT=1&tsT=0&0vT...>, 1 sheet, JBL 2010 Harman International Industries, Inc.

Web page, "SR6500" <http://www.polkaudio.com/caraudio/sr/index.php?s=sr6500>, 2 pages, Polk Audio, 2010.

\* cited by examiner

*Primary Examiner* — Nanda Bondade

(74) *Attorney, Agent, or Firm* — Rader, Fishman & Grauer PLLC

(57) **CLAIM**

The ornamental design for a speaker, as shown and described.

**DESCRIPTION**

FIG. 1 is a perspective view of a speaker showing my new design;

FIG. 2 is a front elevational view thereof;

FIG. 3 is a left side elevational view thereof;

FIG. 4 is a right side elevational view thereof;

FIG. 5 is a top plan view thereof; and,

FIG. 6 is a bottom plan view thereof.

Portions in broken lines are for illustrative purpose only and form no part of the claimed design.

**1 Claim, 4 Drawing Sheets**

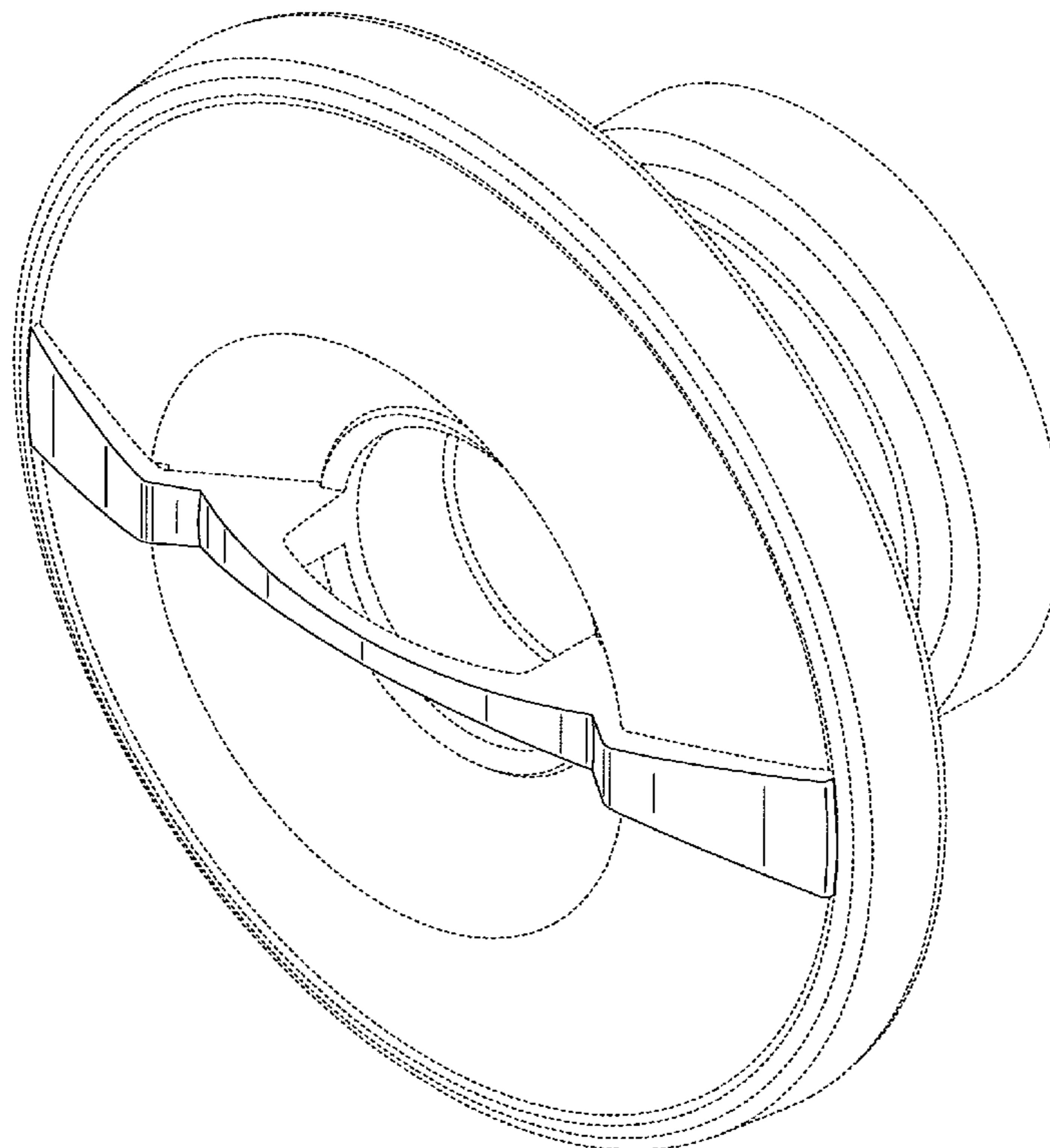


FIG.1

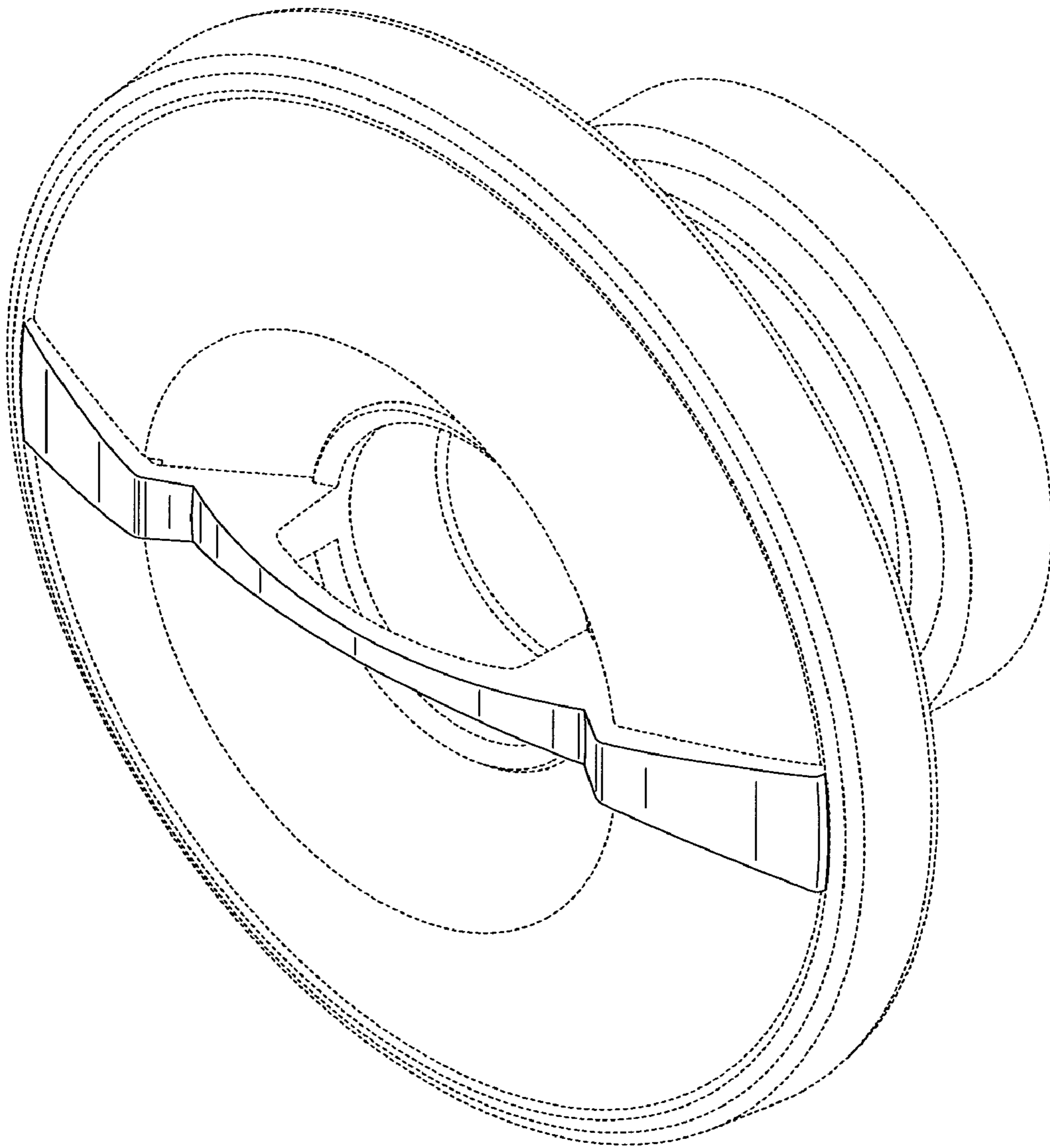


FIG.2

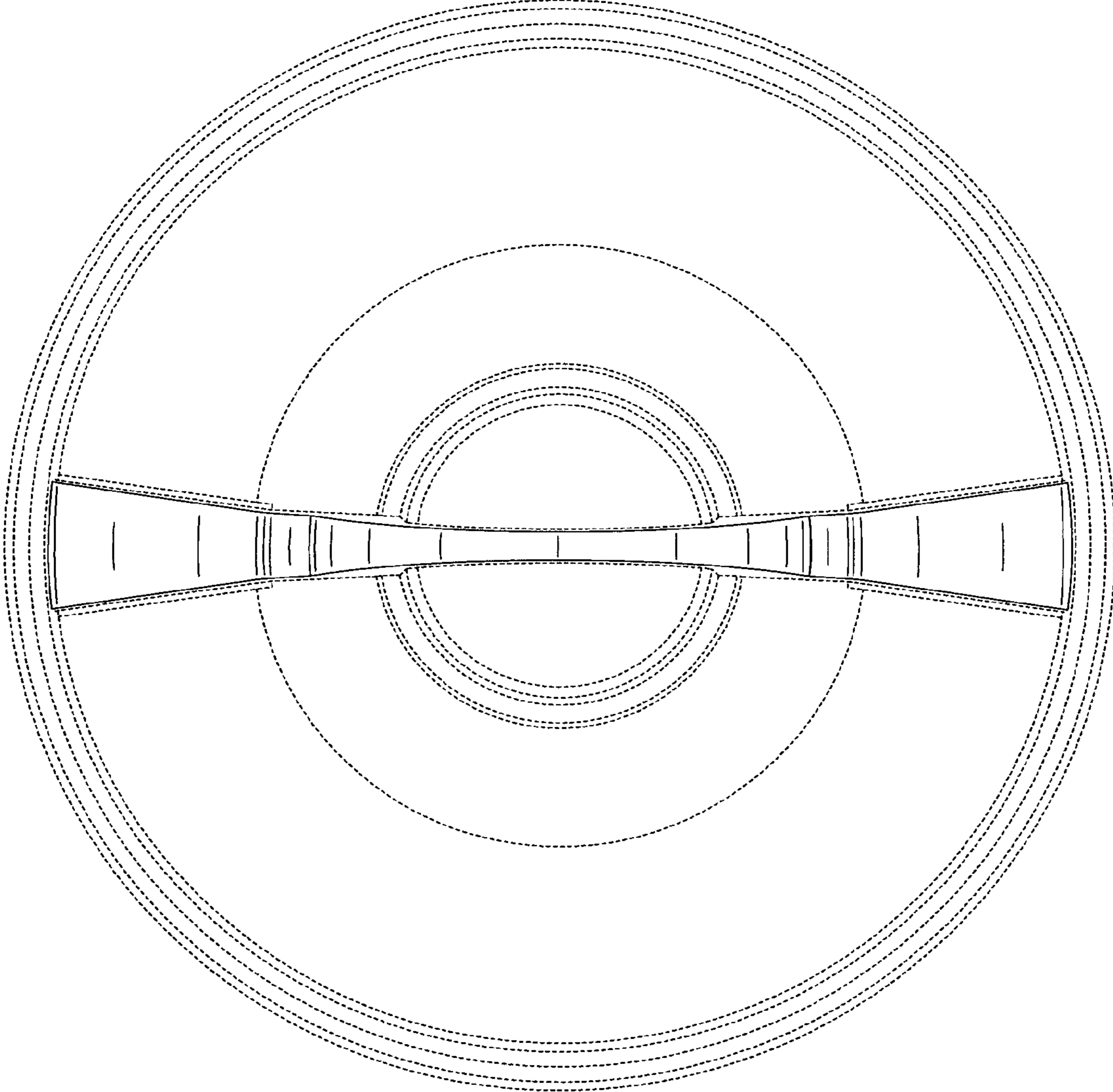


FIG.4

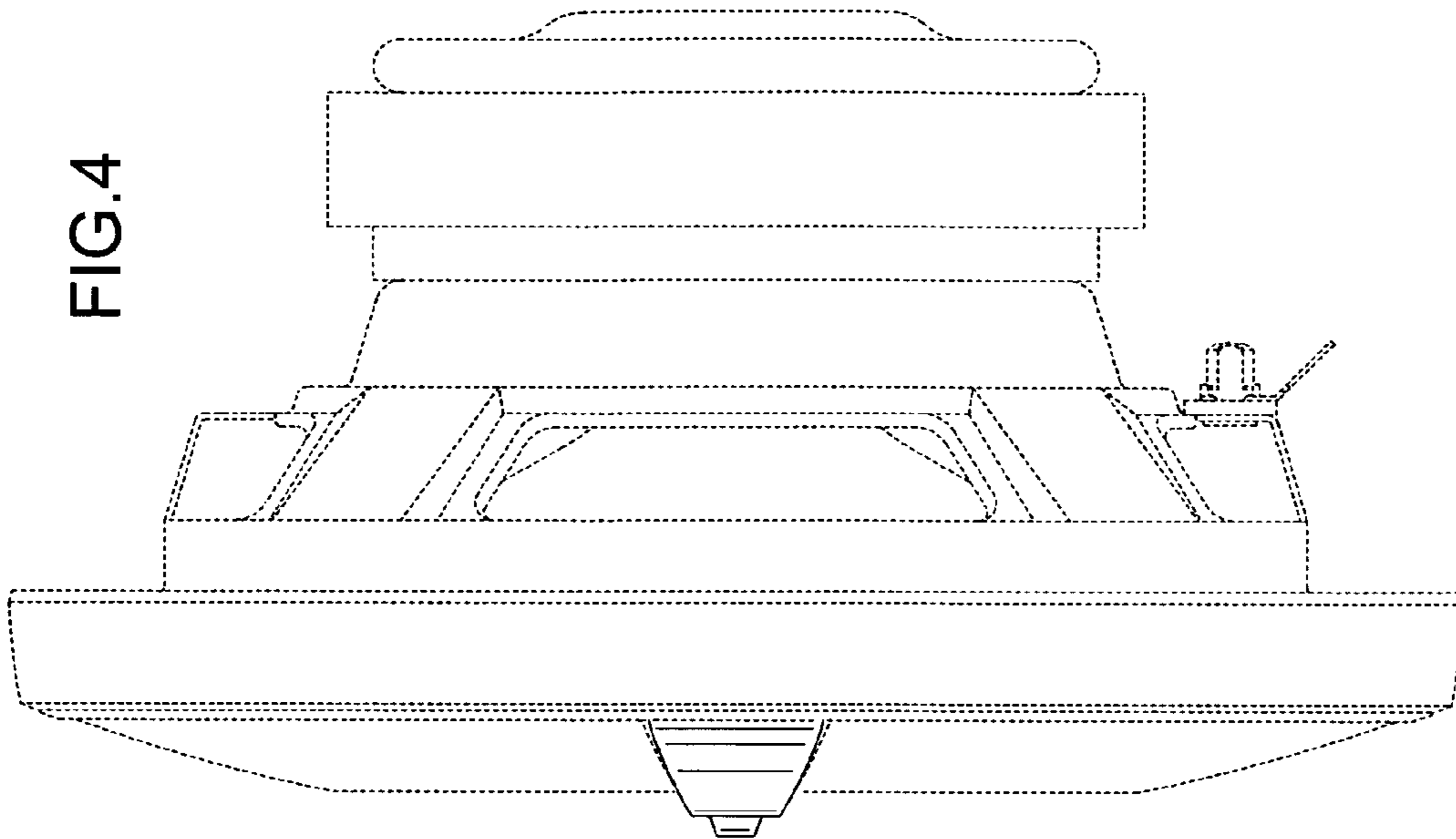


FIG.3

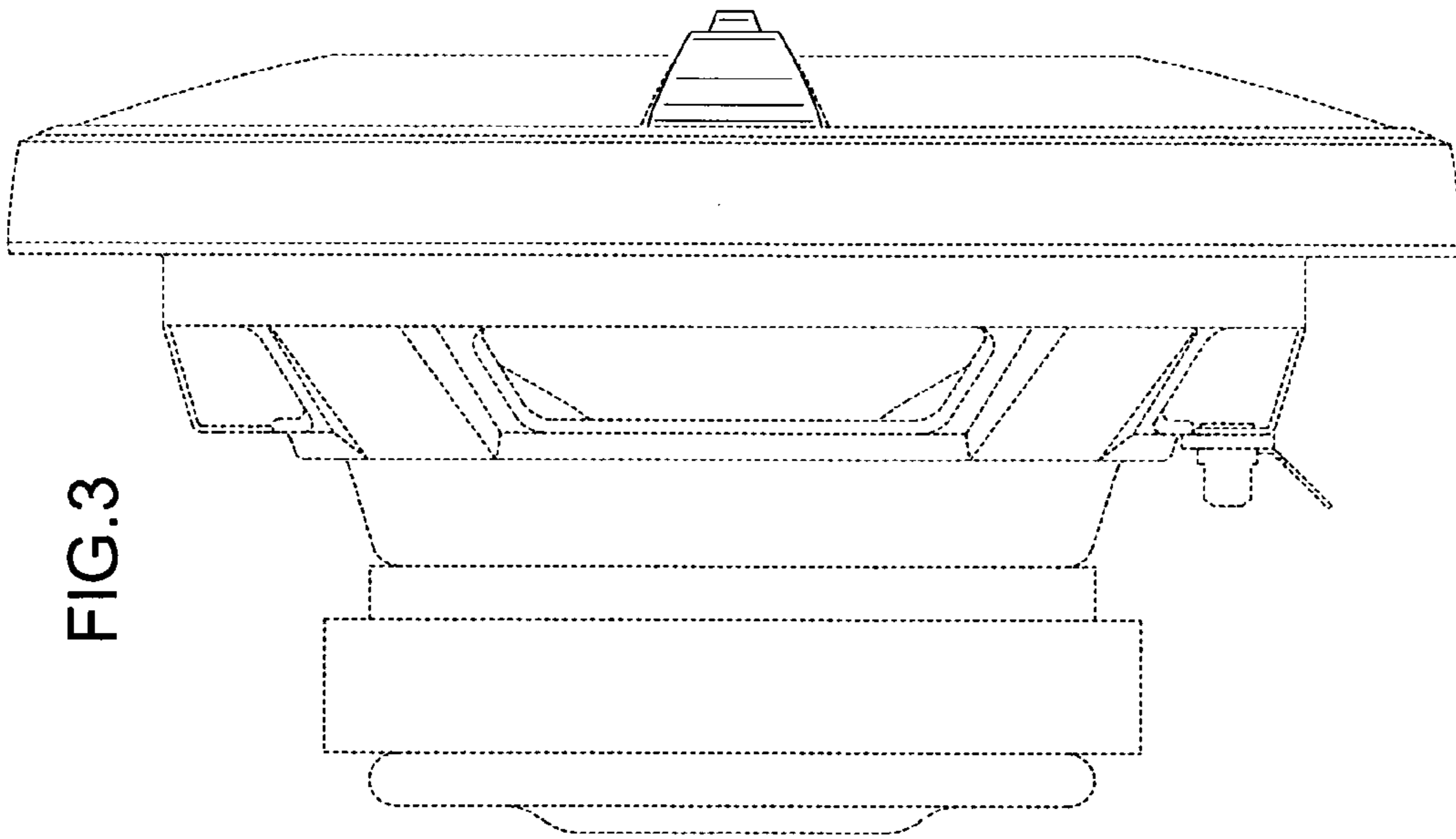


FIG.5

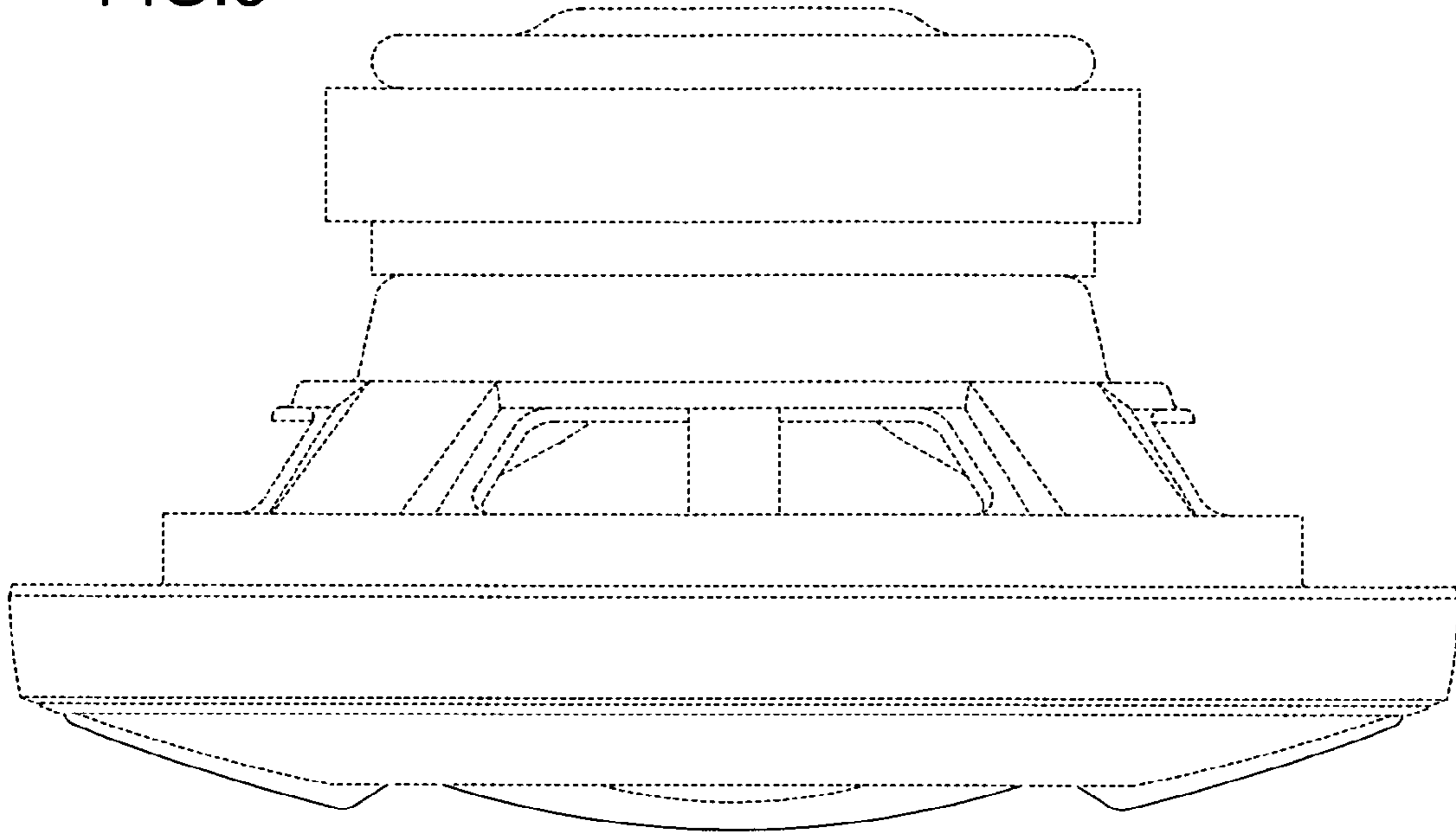


FIG.6

