



US00D635547S

(12) **United States Design Patent**
Komiyama

(10) **Patent No.:** **US D635,547 S**

(45) **Date of Patent:** **** Apr. 5, 2011**

(54) **HEADPHONE**

(76) Inventor: **Jun Komiyama**, Tokyo (JP)

(**) Term: **14 Years**

(21) Appl. No.: **29/347,809**

(22) Filed: **Jun. 10, 2010**

Related U.S. Application Data

(63) Continuation of application No. 29/311,685, filed on May 22, 2009, now Pat. No. Des. 619,539.

(30) **Foreign Application Priority Data**

Dec. 4, 2008 (JP) D2008-031069

Dec. 22, 2008 (JP) D2008-032451

(51) **LOC (9) Cl.** **14-01**

(52) **U.S. Cl.** **D14/205**

(58) **Field of Classification Search** D14/205,
D14/206, 223; 181/129, 130, 131, 132, 135;
D24/106, 174; 128/864, 865, 866; 379/430,
379/431; D29/112; 2/209, 410; 455/575.2
See application file for complete search history.

(56) **References Cited**

U.S. PATENT DOCUMENTS

2,161,606	A	6/1939	Andre	
2,285,585	A *	6/1942	Karl	379/167.01
2,973,501	A	2/1961	Mapelsden	
3,440,365	A *	4/1969	Hazell et al.	379/430
3,518,600	A	6/1970	Urani	
3,525,057	A	8/1970	Beeson	
4,457,396	A *	7/1984	James	181/136
D276,855	S *	12/1984	Falco	D29/112
4,579,112	A *	4/1986	Scott	128/864
4,783,822	A *	11/1988	Toole et al.	381/379
4,894,025	A	1/1990	Cheng	
4,927,385	A	5/1990	Cheng	
5,054,079	A *	10/1991	Frielingsdorf et al.	381/151

5,095,382	A	3/1992	Abe	
D325,578	S	4/1992	Daido et al.	
D357,248	S	4/1995	Cheng	
5,420,935	A *	5/1995	Shinohara et al.	381/370
5,529,522	A	6/1996	Huang	
D387,784	S	12/1997	Nakamura	
D426,880	S	6/2000	Leight	
6,082,485	A *	7/2000	Smith	181/135
6,138,790	A	10/2000	Leight	
6,309,250	B1	10/2001	Hyzin	
D457,515	S	5/2002	Masamitsu et al.	
6,406,313	B1	6/2002	Victor	
D462,342	S	9/2002	Polito et al.	
6,688,421	B2 *	2/2004	Dyer et al.	181/130
6,902,029	B2 *	6/2005	Weise	181/129
6,928,310	B2	8/2005	Lee	
D540,816	S	4/2007	Kim	
D550,202	S	9/2007	Meier et al.	
D566,099	S *	4/2008	Komiyama	D14/206
D587,678	S	3/2009	Yuyama	
D587,679	S *	3/2009	Komiyama	D14/205
D587,680	S *	3/2009	Komiyama	D14/205

(Continued)

Primary Examiner — Paula Greene

(74) *Attorney, Agent, or Firm* — Rader, Fishman & Grauer PLLC

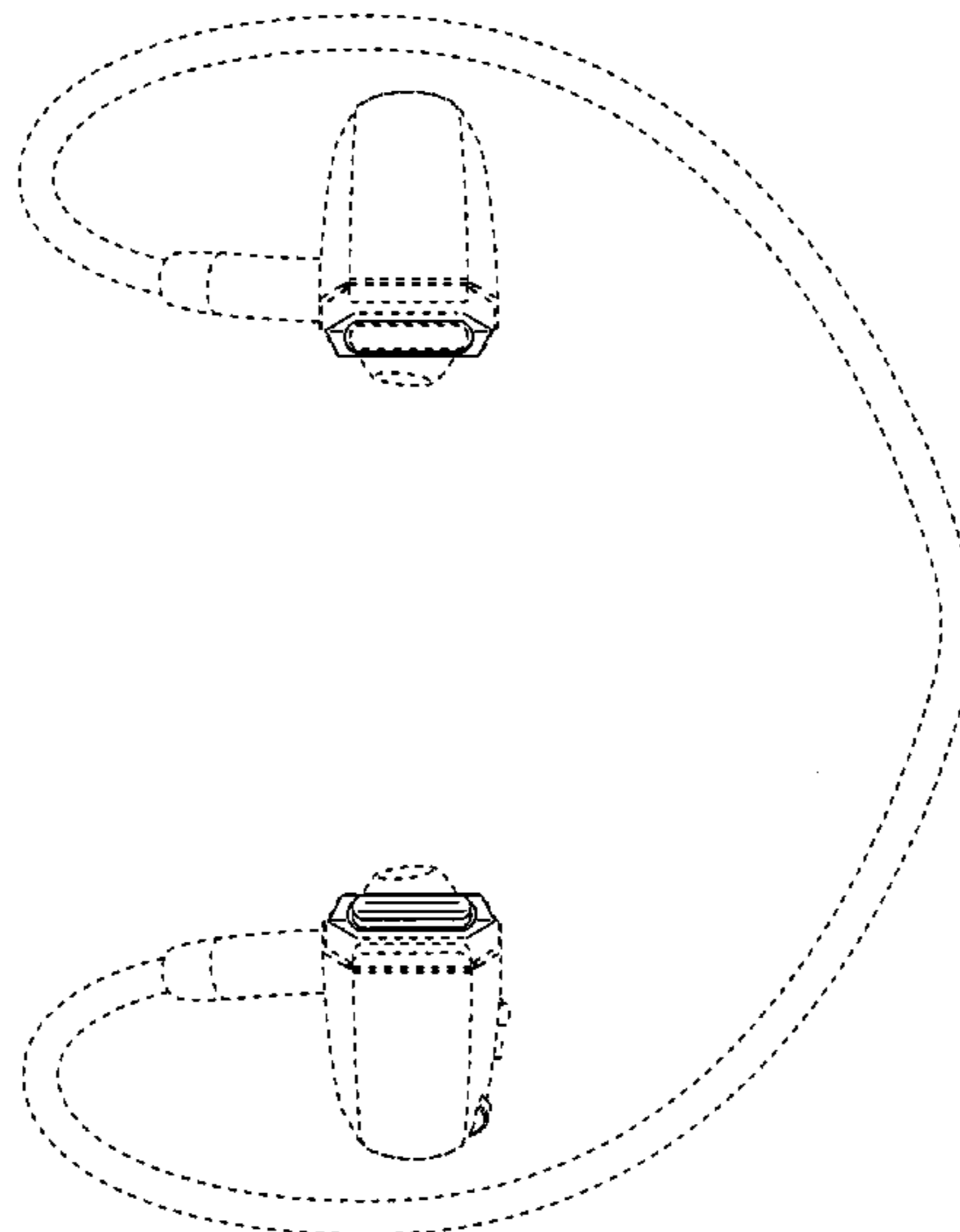
(57) **CLAIM**

The ornamental design for a headphone, as shown and described.

DESCRIPTION

FIG. 1 is a perspective view of a headphone showing my new design;
FIG. 2 is a front elevational view thereof;
FIG. 3 is a rear elevational view thereof;
FIG. 4 is a top plan view thereof;
FIG. 5 is a bottom plan view thereof; and,
FIG. 6 is a front view thereof in an open position.
Portions of broken lines are for illustrative purposes only and form no part of claimed design.

1 Claim, 6 Drawing Sheets



US D635,547 S

Page 2

U.S. PATENT DOCUMENTS

D588,111 S *	3/2009	Komiyama	D14/223	D592,181 S *	5/2009	Komiyama	D14/205
D588,112 S *	3/2009	Komiyama	D14/223	D592,638 S *	5/2009	Komiyama	D14/205
D588,582 S *	3/2009	Komiyama	D14/223	D596,617 S	7/2009	Devlas et al.		
D589,932 S *	4/2009	Komiyama	D14/205	D609,694 S *	2/2010	Komiyama	D14/205
D590,810 S *	4/2009	Komiyama	D14/205	D619,539 S *	7/2010	Komiyama	D13/153

* cited by examiner

FIG.1

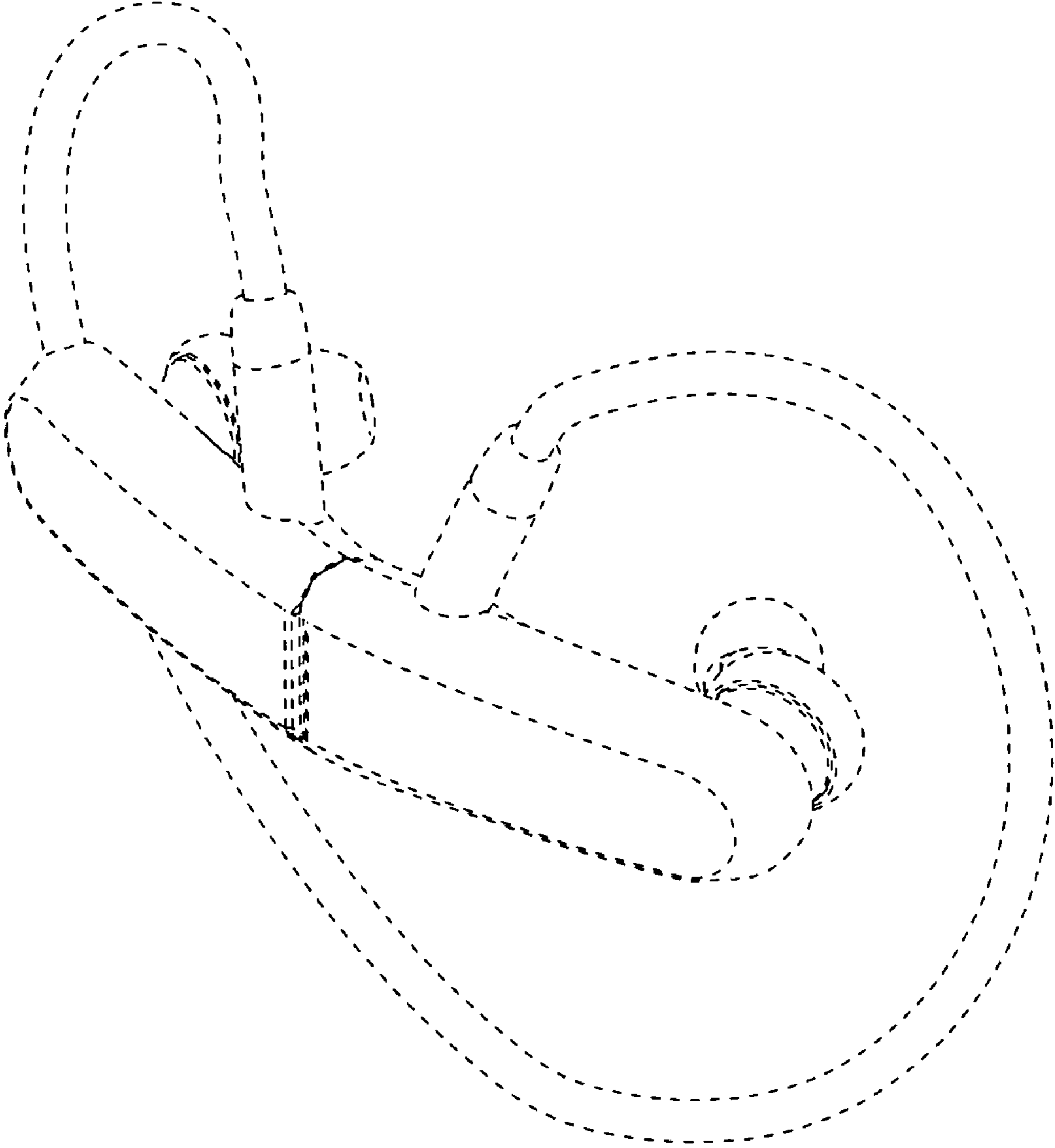


FIG.2

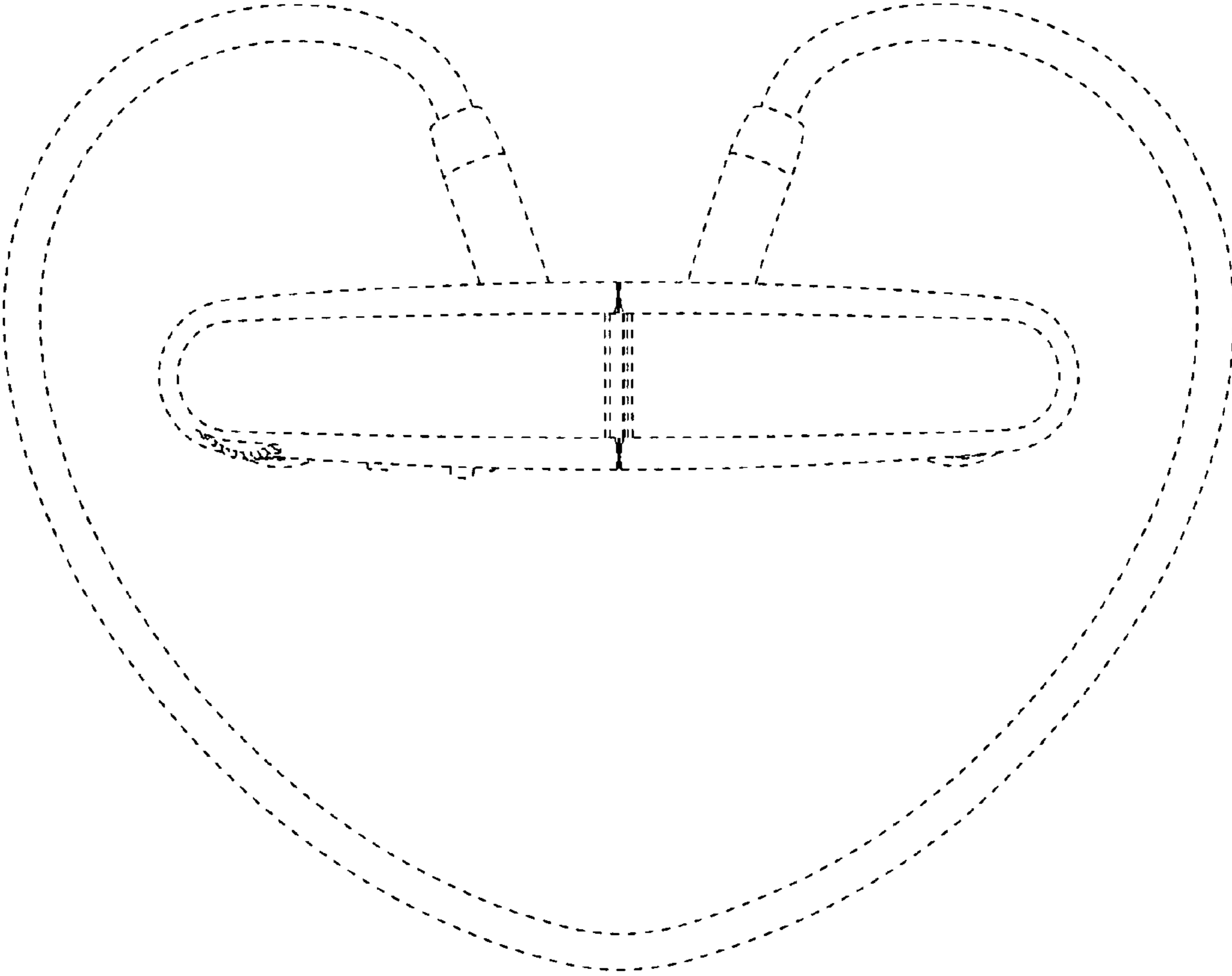


FIG.3

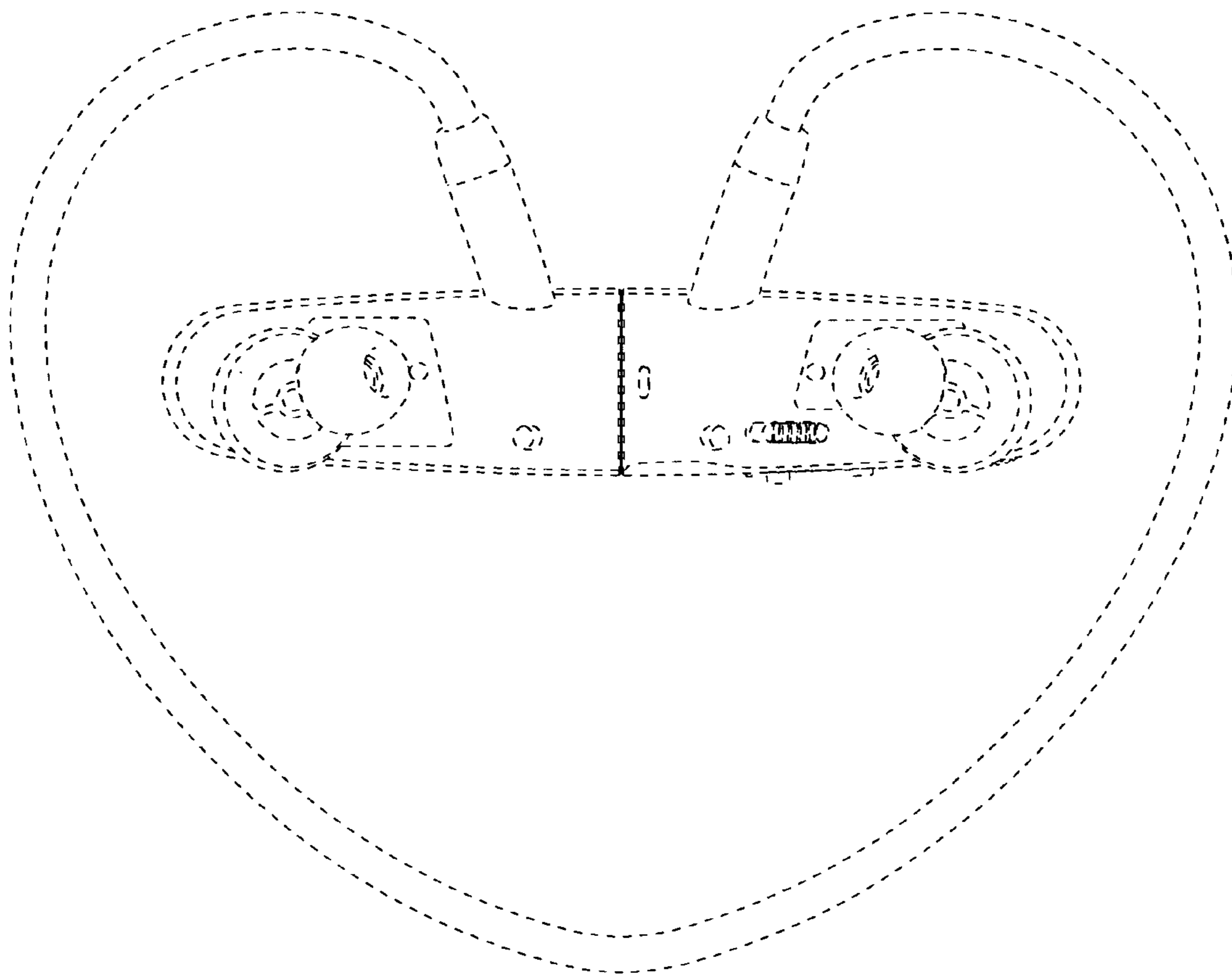


FIG.4

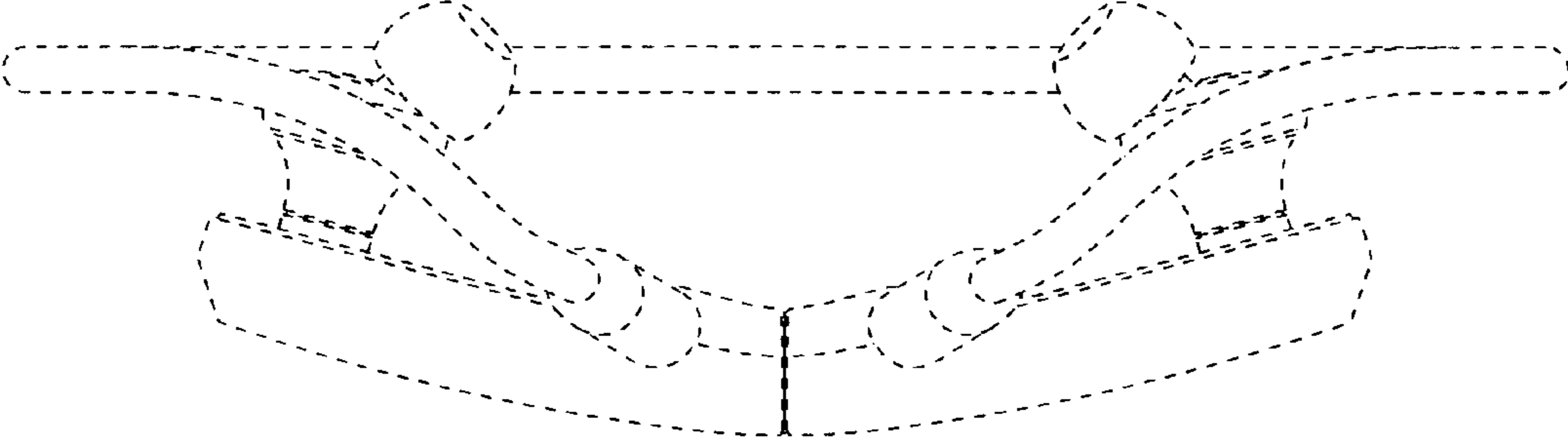


FIG.5

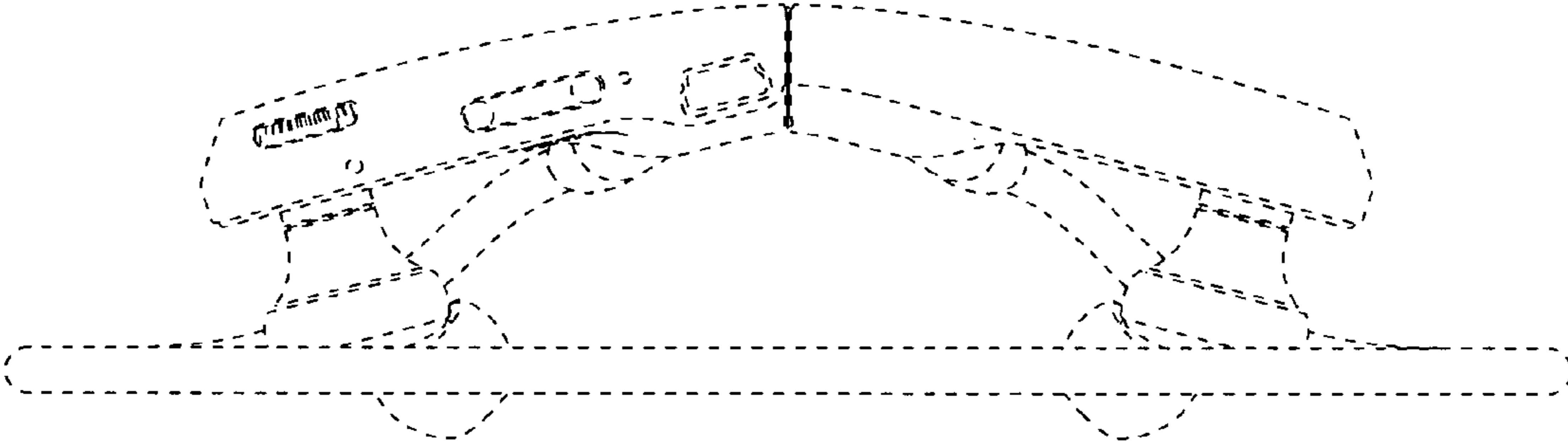


FIG.6

