



US00D635546S

(12) **United States Design Patent**  
**Komiyama**

(10) **Patent No.:** **US D635,546 S**

(45) **Date of Patent:** **\*\* Apr. 5, 2011**

(54) **HEADPHONE**

(75) **Inventor:** **Jun Komiyama, Tokyo (JP)**

(73) **Assignee:** **Sony Corporation, Tokyo (JP)**

(\*\*) **Term:** **14 Years**

(21) **Appl. No.:** **29/347,710**

(22) **Filed:** **Apr. 16, 2010**

(51) **LOC (9) Cl.** ..... **14-01**

(52) **U.S. Cl.** ..... **D14/205**

(58) **Field of Classification Search** ..... D14/205,  
D14/206, 223; 181/129, 130, 135; 379/428.01,  
379/430, 433.03; 381/370, 371, 374, 378,  
381/381, 328; 128/867; 455/90.3, 575.2,  
455/575.1; 2/209; D29/112, 122  
See application file for complete search history.

(56) **References Cited**

**U.S. PATENT DOCUMENTS**

2,439,289	A *	4/1948	Fanslow	.....	2/209
D316,551	S *	4/1991	Ichikawa	.....	D14/205
D318,669	S *	7/1991	Nakayama	.....	D14/205
D331,408	S *	12/1992	Ellermeier	.....	D14/205
5,335,285	A *	8/1994	Gluz	.....	381/381
5,687,244	A *	11/1997	Untersander	.....	381/151
D471,176	S *	3/2003	Suzuki	.....	D14/205
6,724,906	B2 *	4/2004	Naksen et al.	.....	381/379
6,741,719	B1 *	5/2004	Orten	.....	381/380
7,172,052	B2 *	2/2007	Lenhard-Backhaus	.....	181/129
D587,678	S	3/2009	Yuyama		

D587,679	S	3/2009	Komiyama
D587,680	S	3/2009	Komiyama
D588,099	S	3/2009	Yuyama
D590,810	S	4/2009	Komiyama
D601,125	S	9/2009	Komiyama

**FOREIGN PATENT DOCUMENTS**

JP	D1057368	S	1/2000
JP	D1084542	S	9/2000
JP	D1124139	S	10/2001
JP	D1337824	S	8/2008

\* cited by examiner

*Primary Examiner* — Paula Greene

(74) *Attorney, Agent, or Firm* — Rader, Fishman & Grauer PLLC

(57) **CLAIM**

The ornamental design for a headphone, as shown and described.

**DESCRIPTION**

FIG. 1 is a perspective view of a headphone showing my new design;

FIG. 2 is a front elevational view thereof;

FIG. 3 is a rear elevational view thereof;

FIG. 4 is a left side elevational view thereof;

FIG. 5 is a right side elevational view thereof;

FIG. 6 is a top plan view thereof; and,

FIG. 7 is a bottom plan view thereof.

Portions in broken lines are for illustrative purposes only and form no part of claimed design.

**1 Claim, 5 Drawing Sheets**

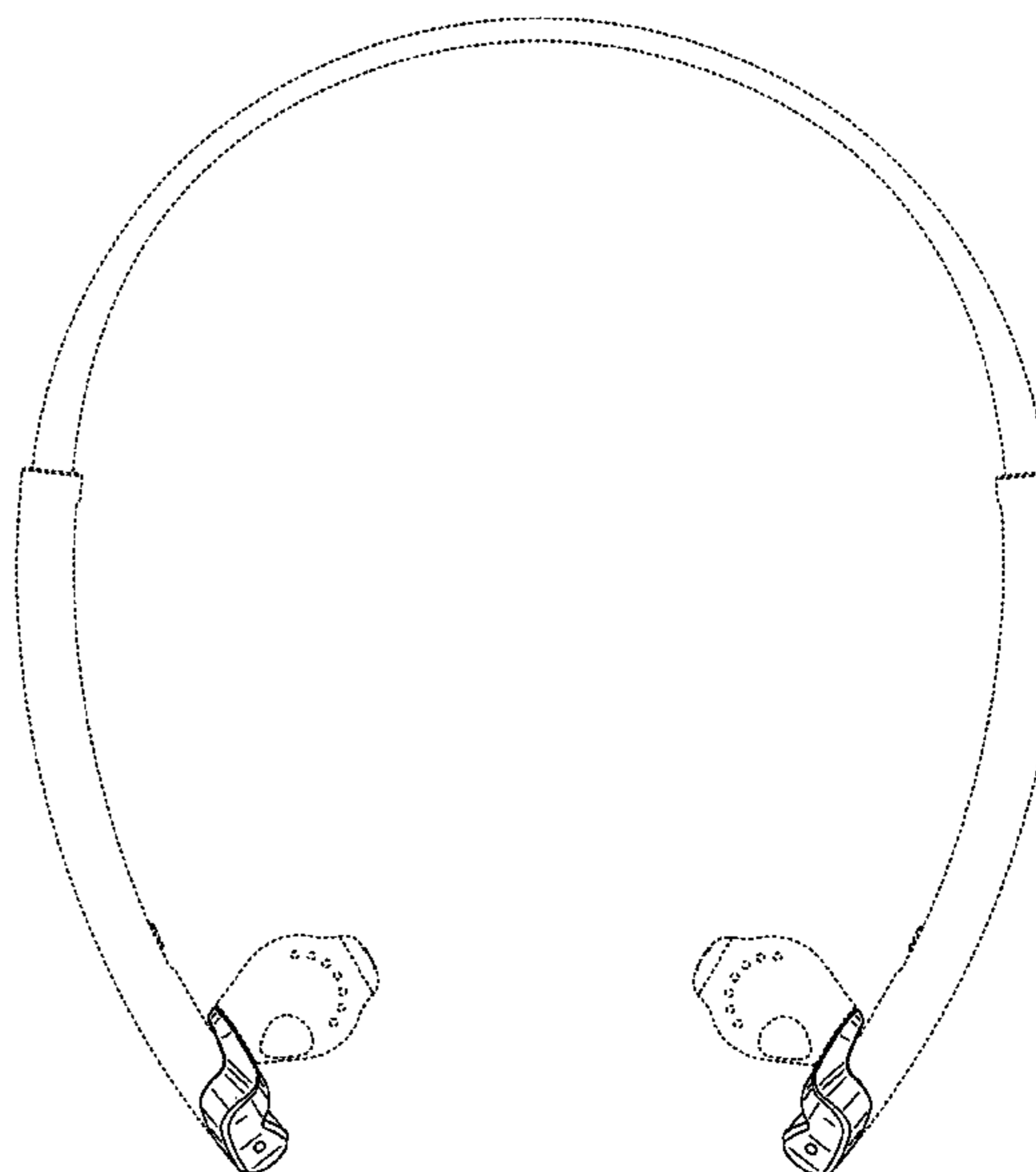
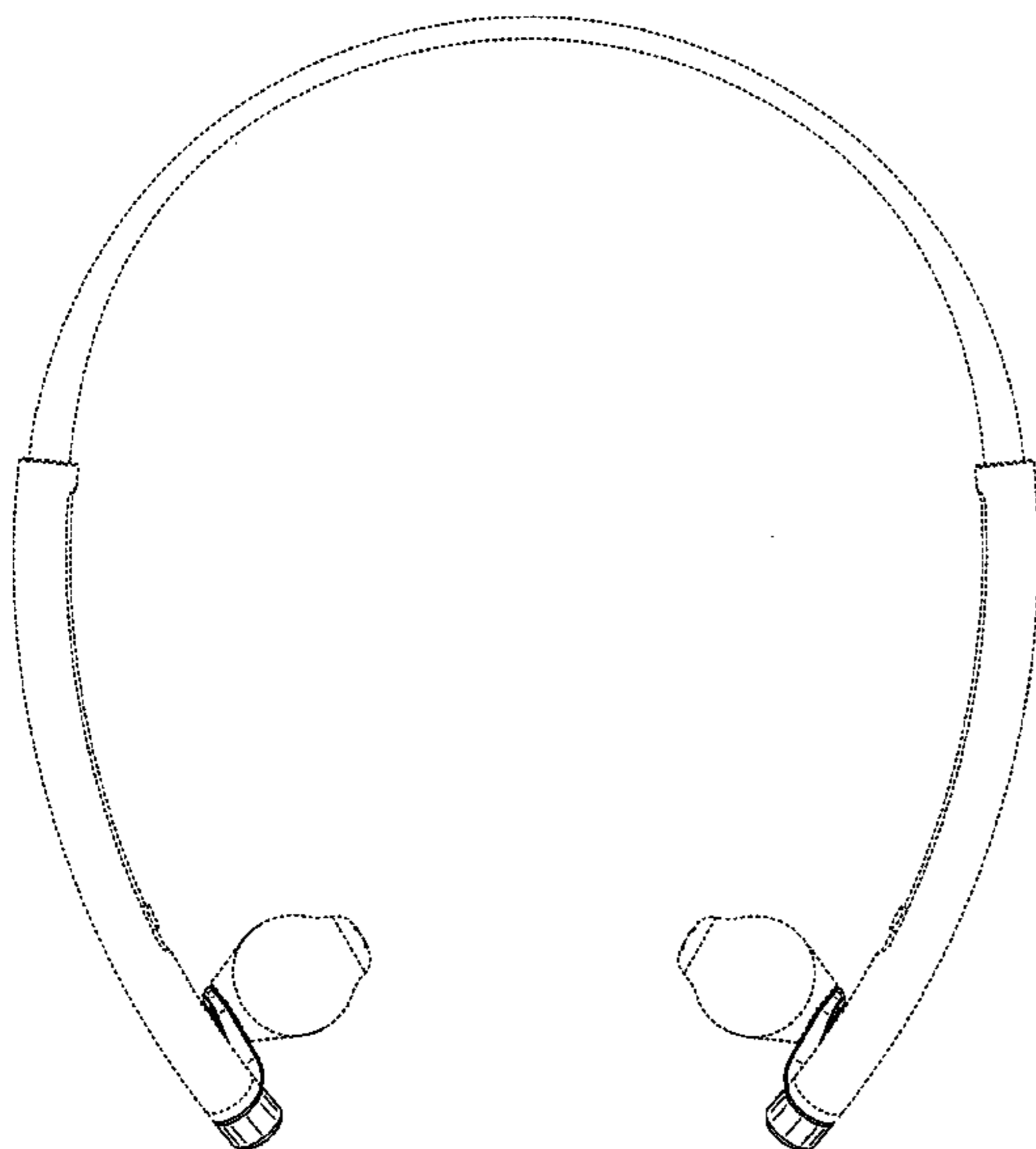


FIG.1

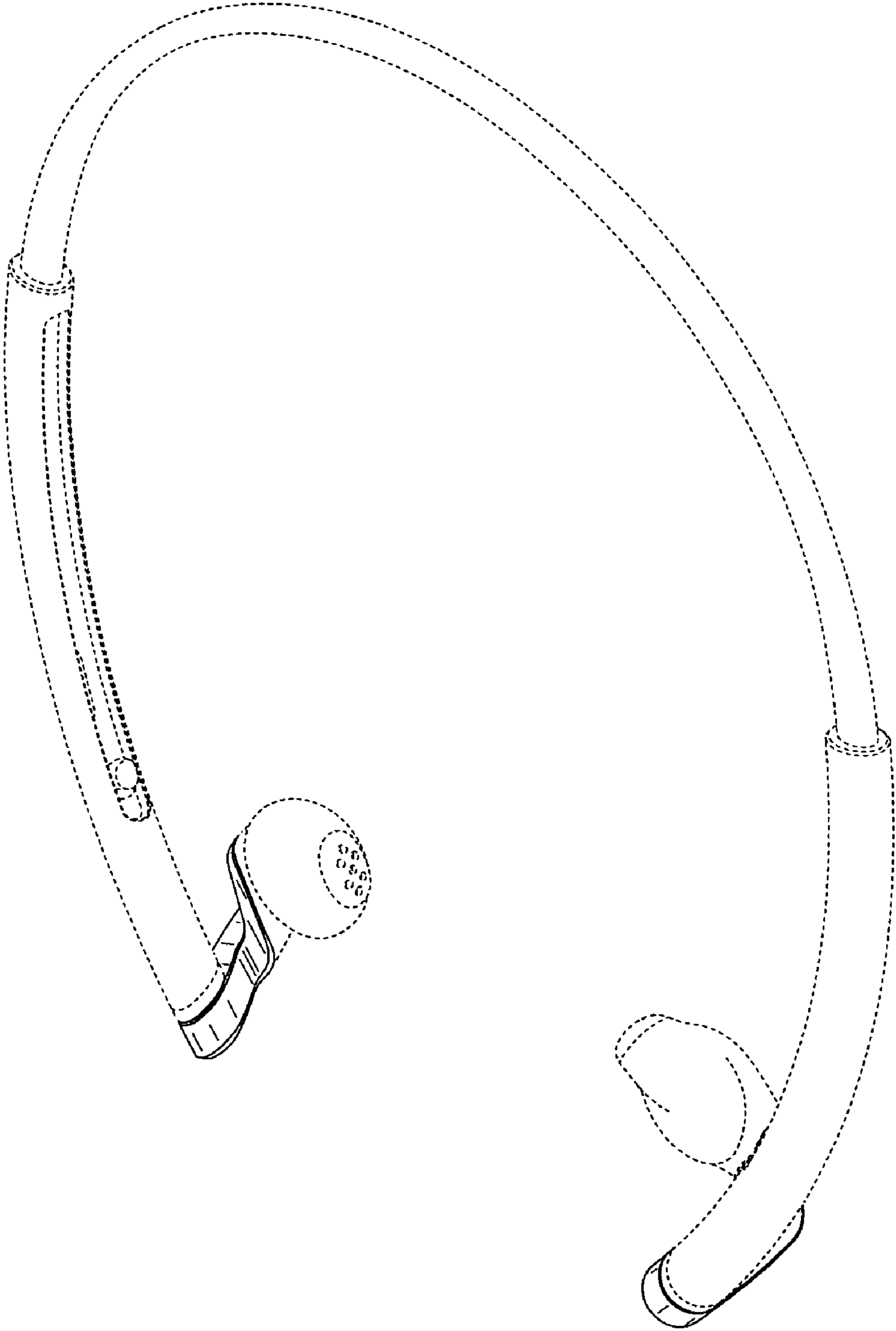


FIG.2

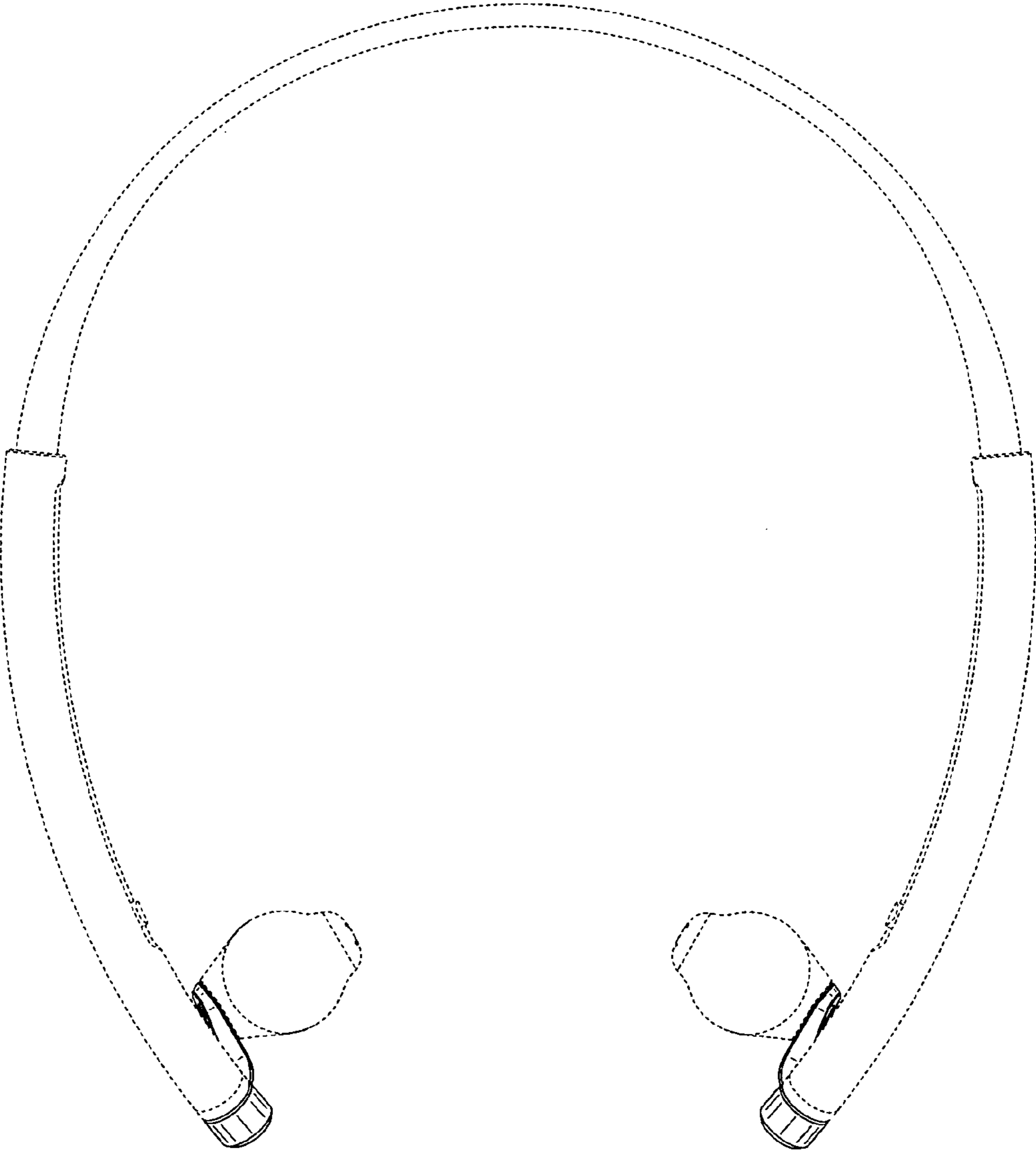


FIG.3

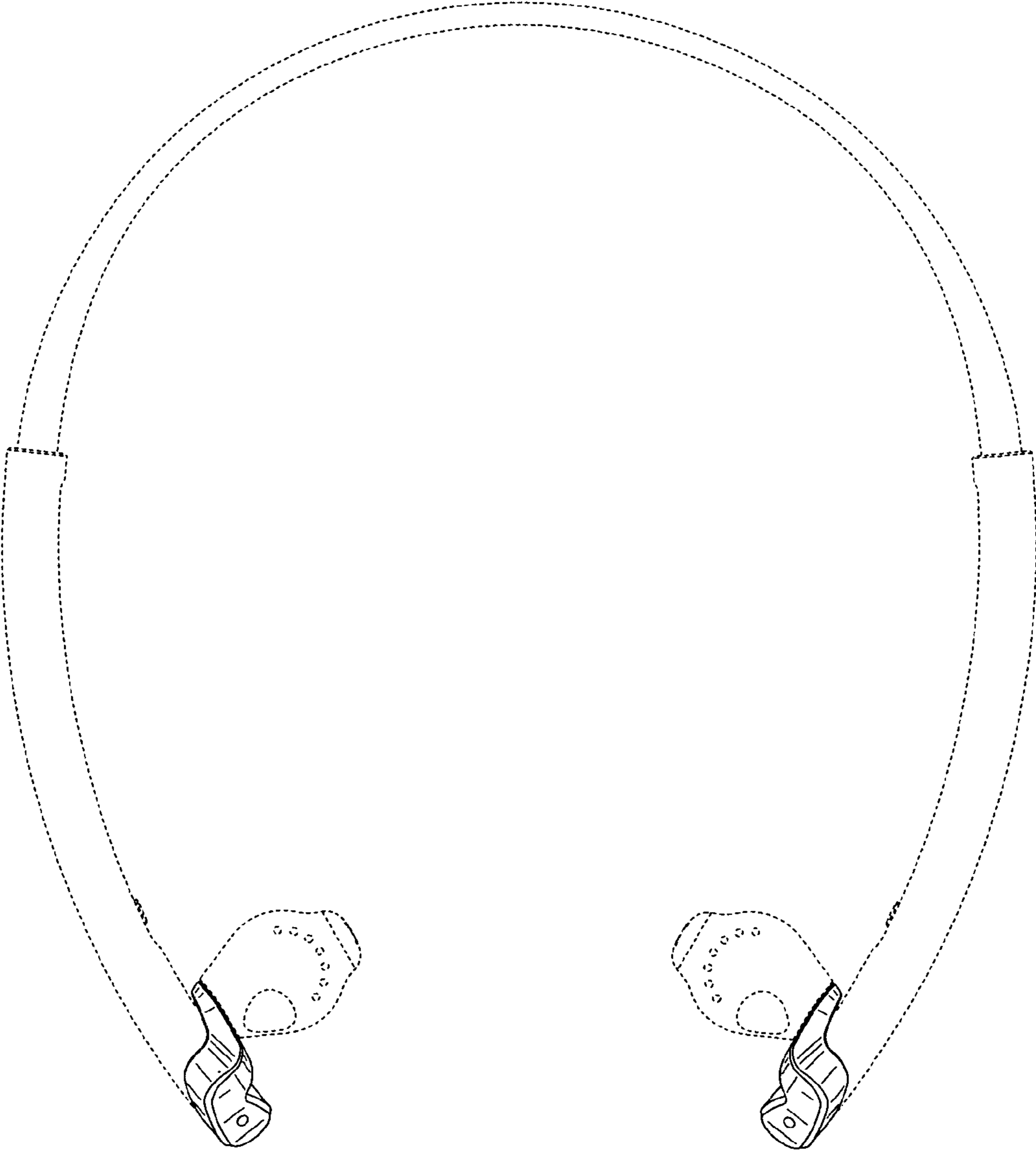


FIG.4




FIG.5




FIG.6

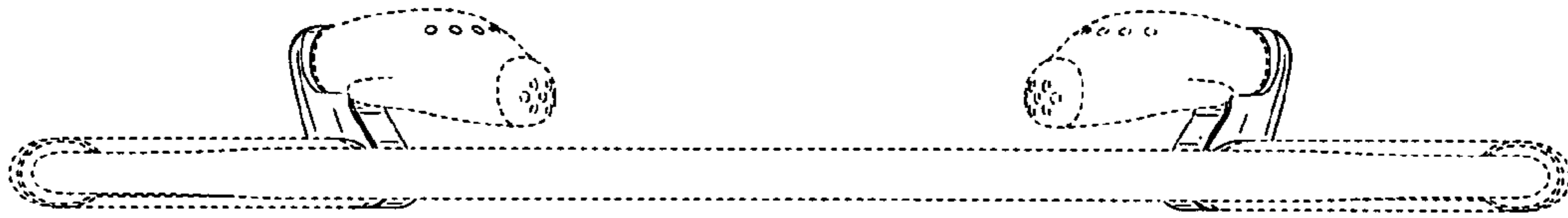


FIG.7

