



US00D635544S

(12) **United States Design Patent**  
**Nohara**

(10) **Patent No.:** **US D635,544 S**  
(45) **Date of Patent:** **\*\* Apr. 5, 2011**

(54) **VOICE RECORDING/REPRODUCING DEVICE**

(75) Inventor: **Takeshi Nohara**, Hachioji (JP)

(73) Assignee: **Olympus Imaging Corp.**, Tokyo (JP)

(\*\*) Term: **14 Years**

(21) Appl. No.: **29/368,766**

(22) Filed: **Aug. 30, 2010**

(30) **Foreign Application Priority Data**

Jul. 26, 2010 (JP) ..... 2010-018064

(51) **LOC (9) Cl.** ..... **14-01**

(52) **U.S. Cl.** ..... **D14/167**

(58) **Field of Classification Search** ..... D14/167,  
D14/154, 168, 188, 496, 156, 160, 161, 162,  
D14/163, 164, 165, 158, 203.1, 341, 346,  
D14/342, 345, 225, 226, 228, 227, 214; 455/351,  
455/350; D19/60, 62; D21/330; 369/44.14,  
369/44.32; 700/94

See application file for complete search history.

(56) **References Cited**

**U.S. PATENT DOCUMENTS**

D438,857 S \* 3/2001 Ishii ..... D14/161  
D533,861 S \* 12/2006 Amano ..... D14/167

D558,183 S \* 12/2007 Aoki ..... D14/167  
D580,908 S \* 11/2008 Nakamura ..... D14/167  
D592,635 S \* 5/2009 Obata et al. .... D14/167  
D596,155 S \* 7/2009 Sakai ..... D14/167  
D598,891 S \* 8/2009 Naito ..... D14/167  
D601,121 S \* 9/2009 Chen ..... D14/167  
D609,688 S \* 2/2010 Obata ..... D14/167  
D609,689 S \* 2/2010 Obata ..... D14/167  
D618,660 S \* 6/2010 Whang et al. .... D14/167

\* cited by examiner

*Primary Examiner* — Austin Murphy

(74) *Attorney, Agent, or Firm* — Holtz, Holtz, Goodman & Chick, PC

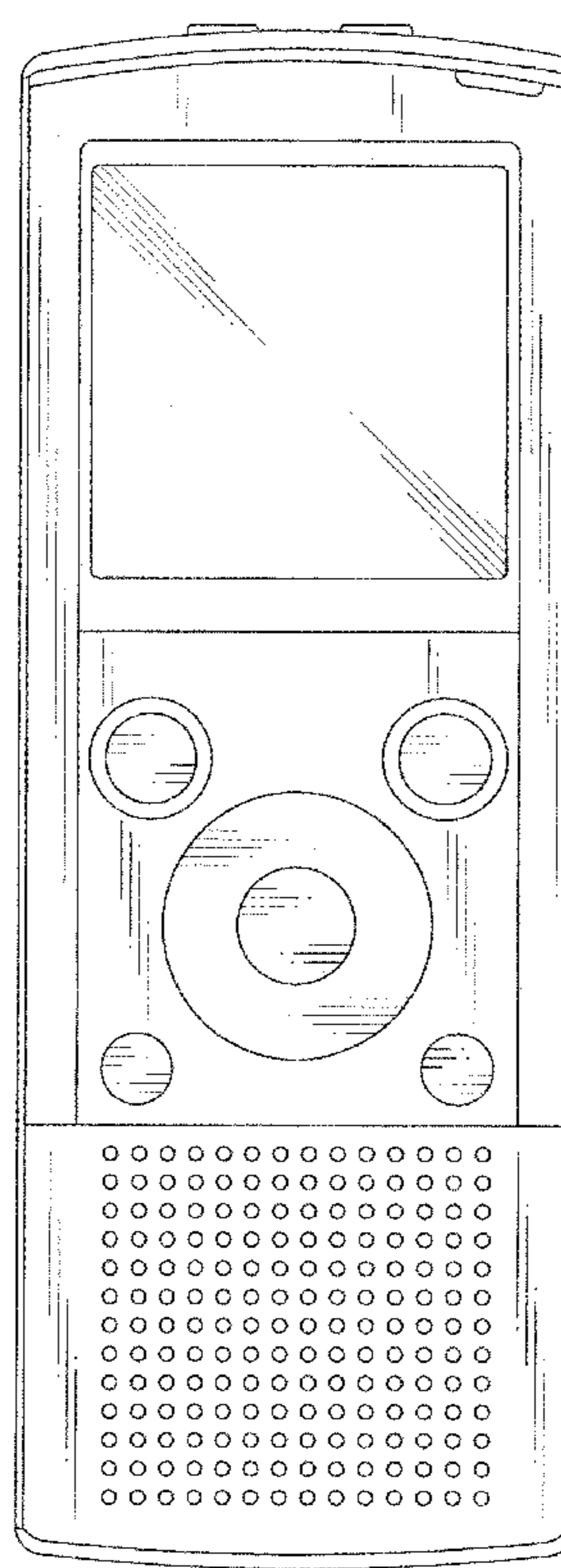
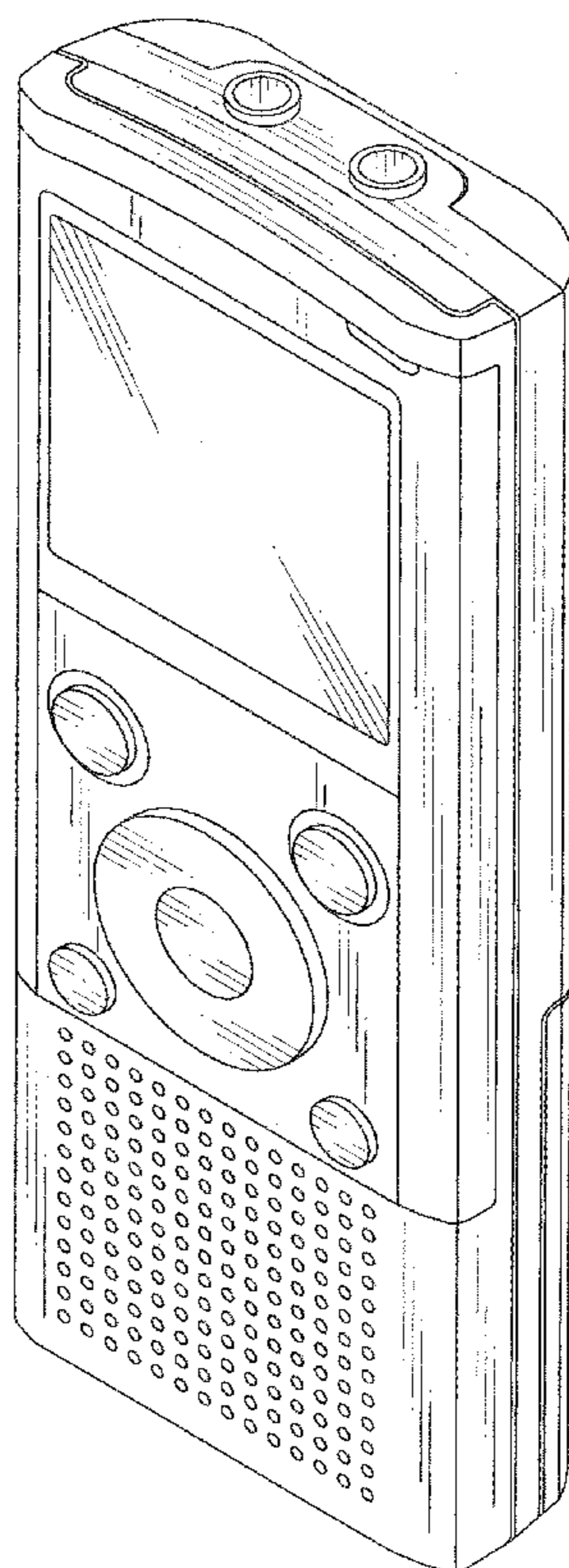
(57) **CLAIM**

The ornamental design for a voice recording/reproducing device, as shown.


**DESCRIPTION**

FIG. 1 is a front, top and right side perspective view of a voice recording/reproducing device showing my new design;  
FIG. 2 is a front elevational view thereof;  
FIG. 3 is a rear elevational view thereof;  
FIG. 4 is a top plan view thereof;  
FIG. 5 is a bottom plan view thereof;  
FIG. 6 is a right side elevational view thereof; and,  
FIG. 7 is a left side elevational view thereof.


**1 Claim, 4 Drawing Sheets**




**FIG. 1**




**FIG.2**



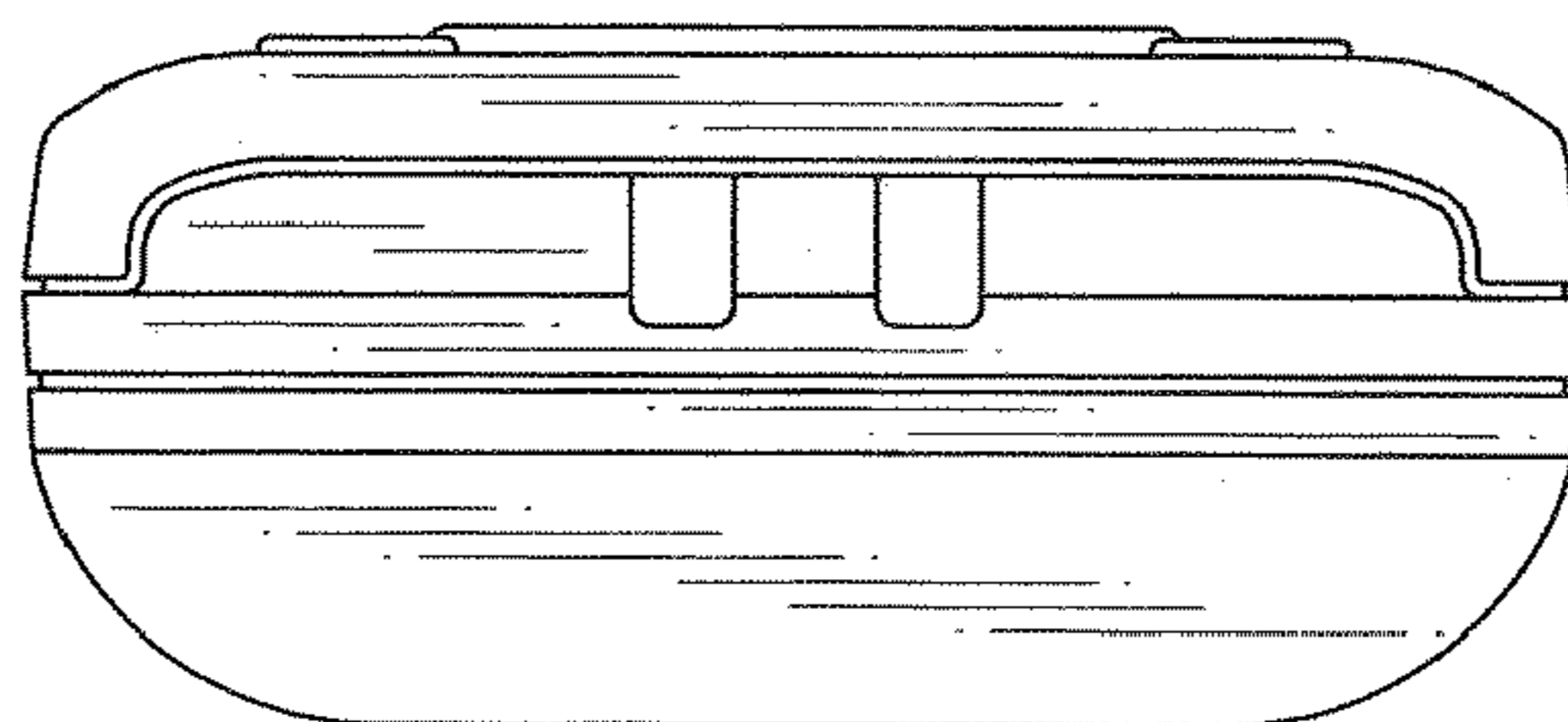
**FIG.3**



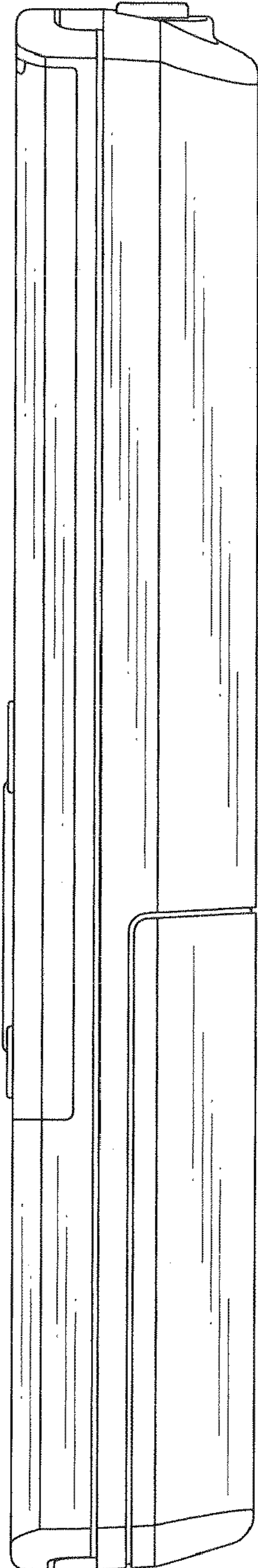
**FIG.4**



**FIG.5**



**FIG.6**



**FIG.7**

