



US00D635512S

(12) **United States Design Patent**
Tatehata et al.

(10) **Patent No.:** **US D635,512 S**

(45) **Date of Patent:** **** Apr. 5, 2011**

(54) **BATTERY**

(75) Inventors: **Shouji Tatehata**, Fukushima (JP);
Atsuhiko Kumagai, Tokyo (JP); **Osamu Nagashima**, Tokyo (JP)

(73) Assignee: **Sony Corporation**, Tokyo (JP)

(**) Term: **14 Years**

(21) Appl. No.: **29/347,574**

(22) Filed: **Mar. 5, 2010**

(30) **Foreign Application Priority Data**

Jan. 6, 2010 (JP) D2010-000252
Jan. 6, 2010 (JP) D2010-000255
Jan. 6, 2010 (JP) D2010-000258
Jan. 6, 2010 (JP) D2010-000266

(51) **LOC (9) Cl.** **13-02**

(52) **U.S. Cl.** **D13/119**

(58) **Field of Classification Search** D13/102-106,
D13/110, 118-121, 184, 199; 429/96-100,
429/163, 176, 187

See application file for complete search history.

(56) **References Cited**

U.S. PATENT DOCUMENTS

D243,615 S * 3/1977 Kaye D13/103
D509,182 S 9/2005 Takeshita et al.
D516,018 S * 2/2006 Ohsako et al. D13/103
D516,019 S * 2/2006 Ohsako et al. D13/103
D516,503 S 3/2006 Takeshita et al.
D529,437 S 10/2006 Miyashita
D543,956 S * 6/2007 Hayes et al. D13/184
D556,687 S * 12/2007 Miyamoto et al. D13/119
D590,334 S 4/2009 Tatehata et al.
D590,335 S 4/2009 Tatehata et al.
D590,336 S 4/2009 Tatehata et al.
D590,337 S 4/2009 Tatehata et al.
D590,341 S 4/2009 Tatehata et al.

D590,769 S 4/2009 Tatehata et al.
D592,130 S * 5/2009 Tatehata et al. D13/103
D594,402 S * 6/2009 Inoue et al. D13/103
D601,494 S * 10/2009 Otani et al. D13/103
D608,276 S 1/2010 Takeshita et al.
7,655,352 B2 * 2/2010 Heo et al. 429/163
D619,959 S * 7/2010 Takeshita et al. D13/103
2008/0305367 A1 * 12/2008 Baek et al. 429/7

FOREIGN PATENT DOCUMENTS

CN 3471844 S 8/2005
CN 3512340 S 3/2006
CN 3646131 S 5/2007
CN 300738743 S 1/2008
CN 300830320 S 9/2008
JP D1141969 S 5/2002
JP D1142063/1 S 5/2002
JP D1142063/2 S 5/2002
JP D1142063 S 5/2002
JP D1142064 S 5/2002
JP D1142063/3 S 7/2002
JP D1167906 S 3/2003
JP D1174520 S 6/2003

(Continued)

Primary Examiner — Rosemary K Tarcza

(74) *Attorney, Agent, or Firm* — Rader, Fishman & Grauer PLLC

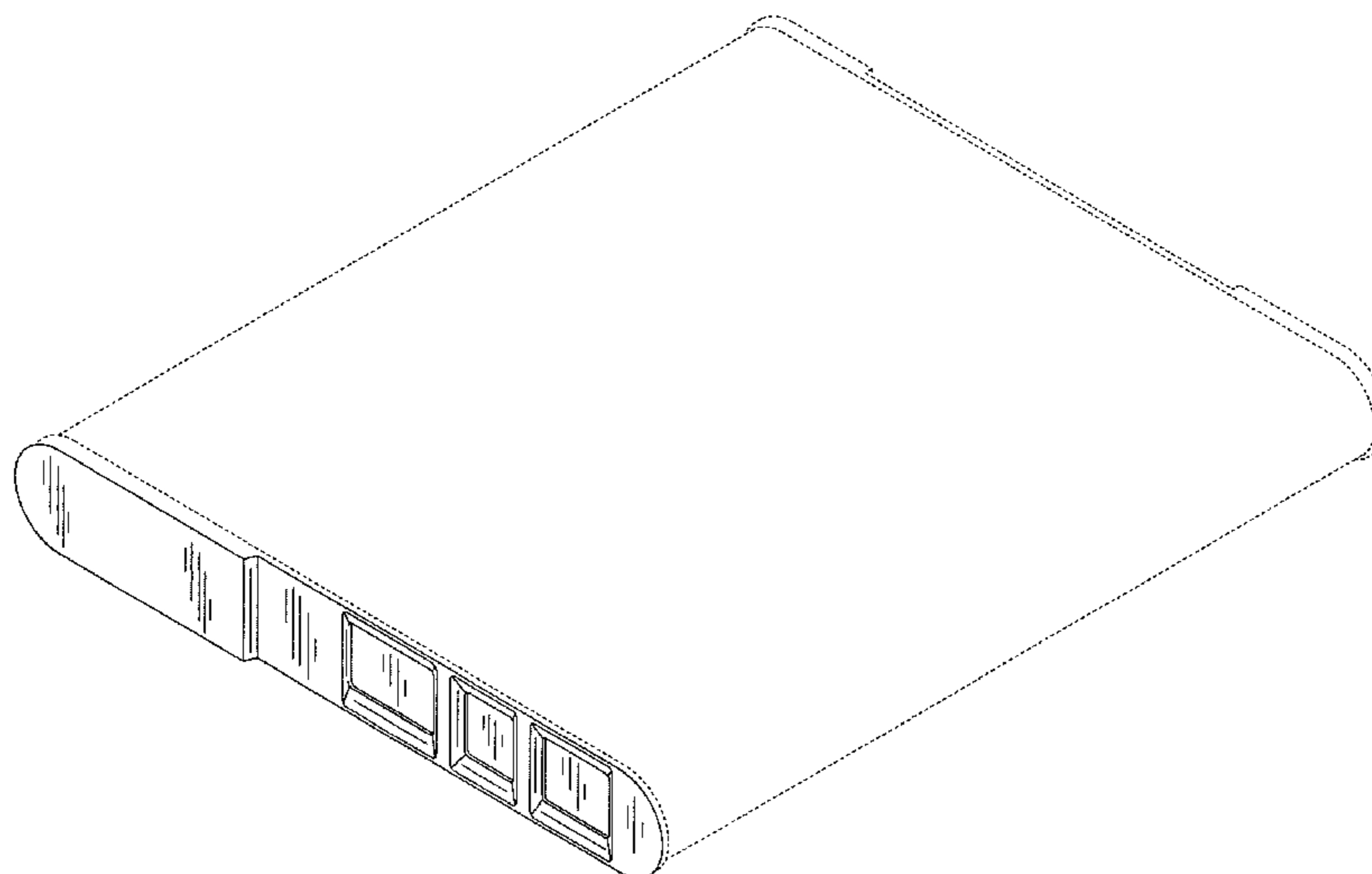
(57) **CLAIM**

The ornamental design for a battery, as shown and described.

DESCRIPTION

FIG. 1 is a perspective view of a battery showing our new design;
FIG. 2 is a front elevational view thereof;
FIG. 3 is a left side elevational view thereof;
FIG. 4 is a right side elevational view thereof;
FIG. 5 is a top plan view thereof; and,
FIG. 6 is a bottom plan view thereof.
Portions in broken lines are for illustrative purpose only and form no part of the claimed design.

1 Claim, 5 Drawing Sheets



US D635,512 S

Page 2

FOREIGN PATENT DOCUMENTS					
JP	D1201897 S	4/2004	JP	D1290911 S	1/2007
JP	D1245583 S	7/2005	JP	D1290912 S	1/2007
JP	D1251190 S	9/2005	JP	D1311935 S	10/2007
JP	D1287538 S	12/2006	JP	D1324317 S	3/2008
JP	D1287897 S	12/2006	JP	D1355276 S	4/2009
JP	D1287898 S	12/2006			

* cited by examiner

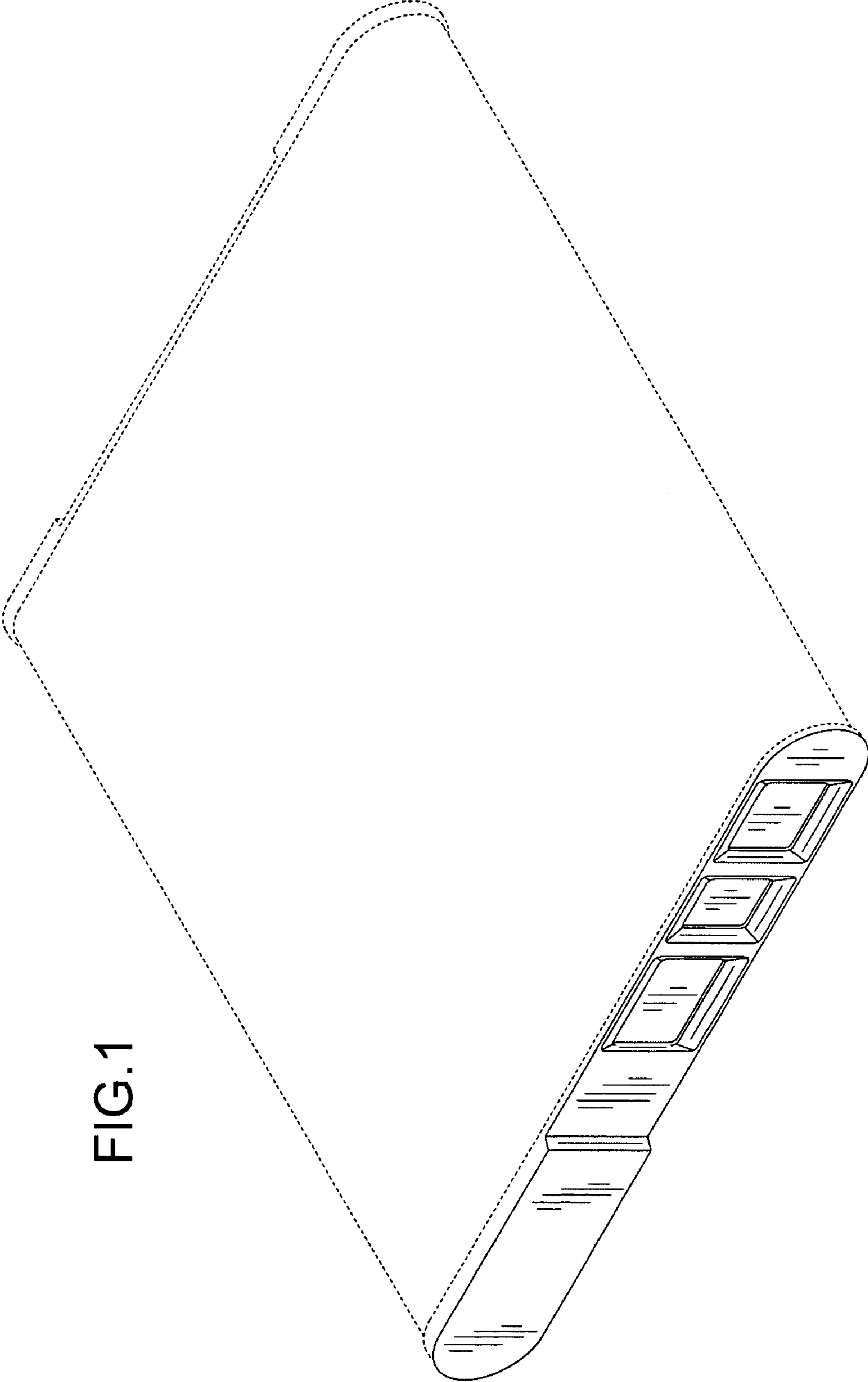


FIG. 1

FIG.2




FIG.3




FIG.4




FIG.5




FIG.6

