

US00D635506S

(12) **United States Design Patent**
Morisawa

(10) **Patent No.:** **US D635,506 S**

(45) **Date of Patent:** **** Apr. 5, 2011**

(54) **BATTERY**

(75) Inventor: **Yujin Morisawa**, Tokyo (JP)

(73) Assignee: **Sony Corporation**, Tokyo (JP)

(**) Term: **14 Years**

(21) Appl. No.: **29/347,502**

(22) Filed: **Feb. 12, 2010**

(30) **Foreign Application Priority Data**

Aug. 10, 2009 (CN) 2009 3 0190316
Aug. 21, 2009 (JP) D2009-019190
Aug. 21, 2009 (JP) D2009-019191

(51) **LOC (9) Cl.** **13-02**

(52) **U.S. Cl.** **D13/103**

(58) **Field of Classification Search** D13/102-106,
D13/110, 118-121, 184, 199; 429/96-100,
429/163, 176, 187

See application file for complete search history.

(56) **References Cited**

U.S. PATENT DOCUMENTS

D281,724 S * 12/1985 Michiels D24/200
D281,940 S * 12/1985 Steventon et al. D6/492
D303,524 S * 9/1989 Siegner et al. D14/438
D304,172 S 10/1989 Sogabe et al.
D363,055 S 10/1995 Kobayashi et al.
D409,974 S 5/1999 Sasago
D418,807 S * 1/2000 Suzuki et al. D13/104
D424,013 S * 5/2000 Curtis D13/103

D491,137 S 6/2004 Suzuki
D531,574 S 11/2006 Yamada
D531,575 S 11/2006 Yamada
D538,226 S * 3/2007 Lyman et al. D13/119
D539,730 S 4/2007 Kawase
D554,579 S 11/2007 Ogasawara
D554,580 S 11/2007 Ogasawara
D558,140 S 12/2007 Kumano
D571,288 S 6/2008 Tanaka
D582,844 S 12/2008 Tanaka
D614,124 S * 4/2010 Mistyurik D13/103
7,763,380 B2 * 7/2010 Morita et al. 429/176

* cited by examiner

Primary Examiner — Rosemary K Tarcza

(74) *Attorney, Agent, or Firm* — Rader, Fishman & Grauer PLLC

(57) **CLAIM**

The ornamental design for a battery, as shown and described.

DESCRIPTION

FIG. 1 is a perspective view of a battery showing my new design;

FIG. 2 is a front elevational view thereof;

FIG. 3 is a rear elevational view thereof;

FIG. 4 is a left side elevational view thereof;

FIG. 5 is a right side elevational view thereof; and,

FIG. 6 is a top plan view thereof.

Portions in broken lines are for illustrative purpose only and form no part of the claimed design. The dot-dash broken lines define the boundaries of, but are not included in, the claimed design.

1 Claim, 4 Drawing Sheets

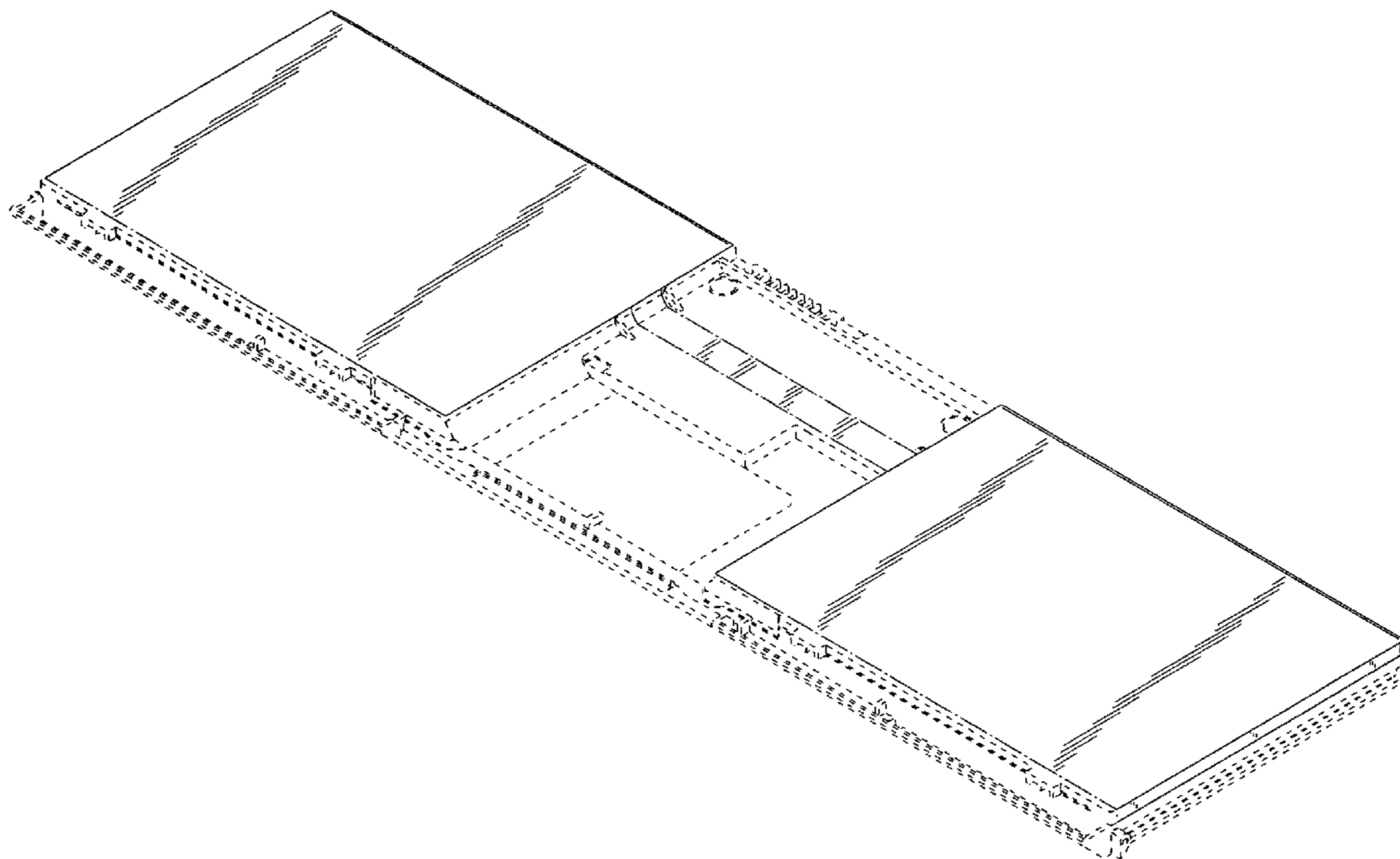


FIG.1

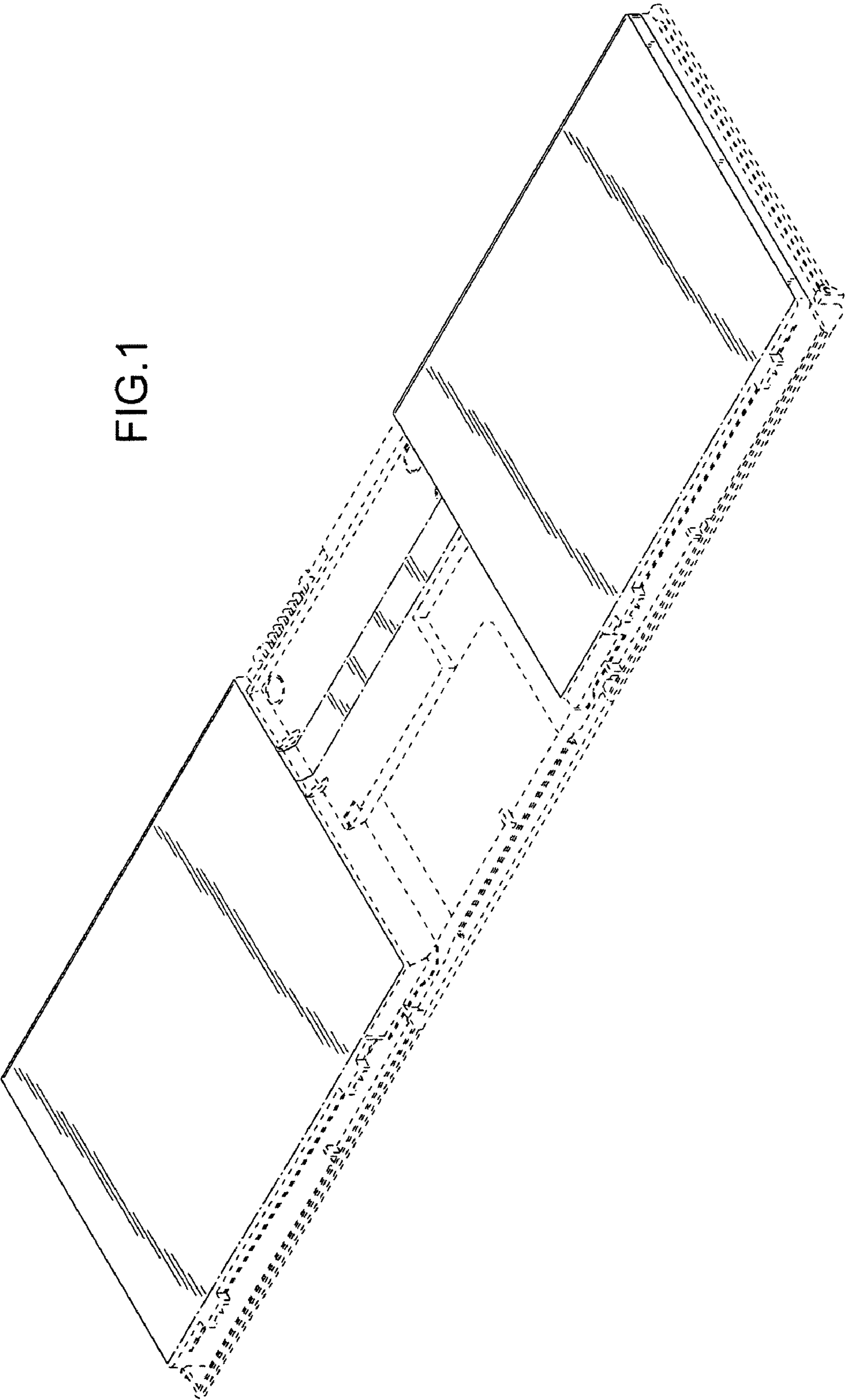


FIG.2



FIG.3




FIG.4




FIG.5



FIG. 6

