



US00D635500S

(12) **United States Design Patent**
Nash et al.

(10) **Patent No.:** **US D635,500 S**
(45) **Date of Patent:** **** Apr. 5, 2011**

(54) **BOAT TRAILER FENDER COVER**
(76) Inventors: **Dennis Nash**, Conway, AR (US); **Holly Nash**, Conway, AR (US)
(**) Term: **14 Years**
(21) Appl. No.: **29/381,255**
(22) Filed: **Dec. 16, 2010**
(51) **LOC (9) Cl.** **12-16**
(52) **U.S. Cl.** **D12/401**
(58) **Field of Classification Search** D12/401-414,
D12/414.1, 89-93, 16, 96-100; D21/433-434,
D21/548, 552, 559, 561; D25/38, 43; D6/552,
D6/513, 567; 135/88.01, 95, 165-167; 150/158;
160/32, 26; 280/770; 296/136.01, 190.08,
296/190.01-190.02, 114-116, 77.1, 100.01-100.06,
296/98; 248/687, 688; D8/71; D3/905,
D3/272, 273; 5/662

See application file for complete search history.

(56) **References Cited**

U.S. PATENT DOCUMENTS

D322,054 S *	12/1991	Reiter	D12/402
5,112,098 A *	5/1992	Lichtmann	296/136.07
5,242,206 A *	9/1993	Heck	296/136.02
D341,552 S *	11/1993	Schardt	D12/114
5,915,399 A *	6/1999	Yang	135/88.01
D619,939 S *	7/2010	Olsen	D12/133
D621,777 S *	8/2010	Shmul	D12/401
2002/0089207 A1 *	7/2002	Bayerle et al.	296/77.1
2004/0178618 A1 *	9/2004	Rhea et al.	280/770
2005/0139300 A1 *	6/2005	Harmon	150/166

2005/0217772 A1 *	10/2005	Allen	150/166
2006/0225822 A1 *	10/2006	Chen	150/166
2007/0075563 A1 *	4/2007	Patrice	296/136.01
2007/0284023 A1 *	12/2007	Sitarz	150/166
2008/0174144 A1 *	7/2008	Coleman	296/136.02
2008/0191511 A1 *	8/2008	Neuer et al.	296/98
2009/0114259 A1 *	5/2009	Habing	135/95
2009/0167049 A1 *	7/2009	Lariviere	296/98
2009/0314321 A1 *	12/2009	Van Dyken	135/95
2010/0096052 A1 *	4/2010	Graham	150/166
2010/0212709 A1 *	8/2010	Sotirkys et al.	135/88.05

* cited by examiner

Primary Examiner — Caron Veynar

Assistant Examiner — Katrina A Kile

(74) *Attorney, Agent, or Firm* — QuickPatents Inc.; Kevin Prince

(57) **CLAIM**

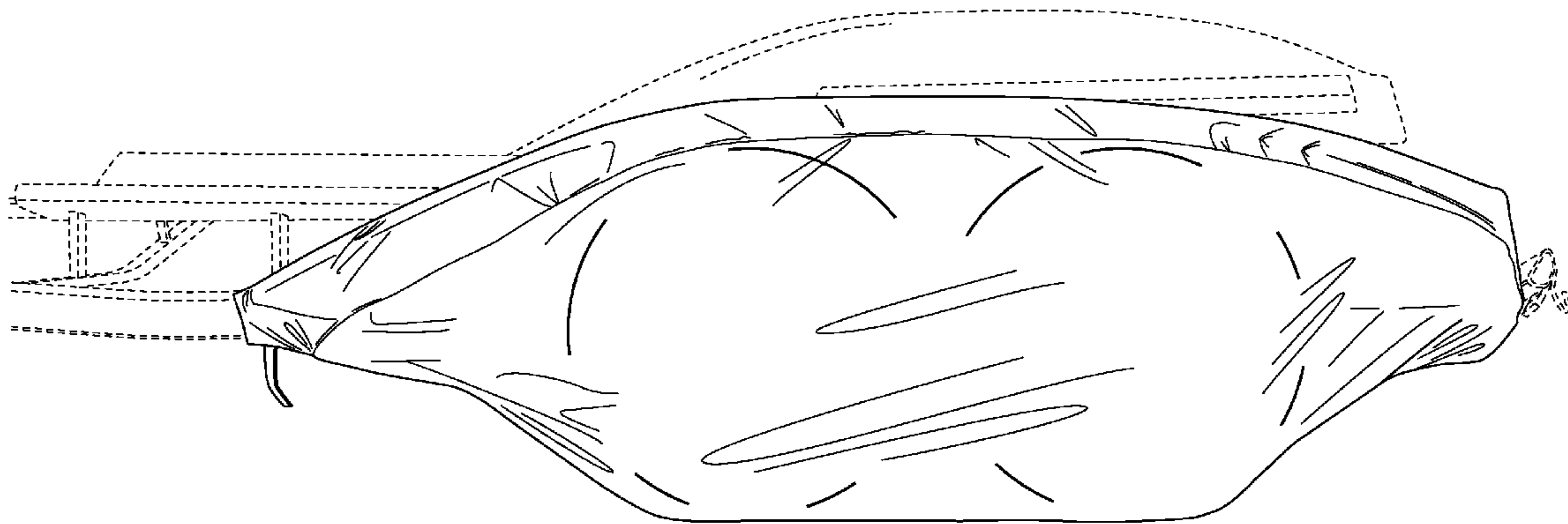
The ornamental design for a boat trailer fender cover, as shown and described.

DESCRIPTION

FIG. 1 is a perspective view of a boat trailer fender cover, showing the new design;
FIG. 2 is a left-side elevational view thereof;
FIG. 3 is a right-side elevational view thereof;
FIG. 4 is a front elevational view thereof;
FIG. 5 is a rear elevational view thereof;
FIG. 6 is a top plan view thereof; and,
FIG. 7 is a bottom plan view thereof.

The broken lines showing a boat trailer in FIG. 1 are included for the purpose of illustrating the invention in use, and form no part of the claimed design.

1 Claim, 5 Drawing Sheets






FIG. 1



FIG. 2



FIG. 3



FIG. 5




FIG. 4

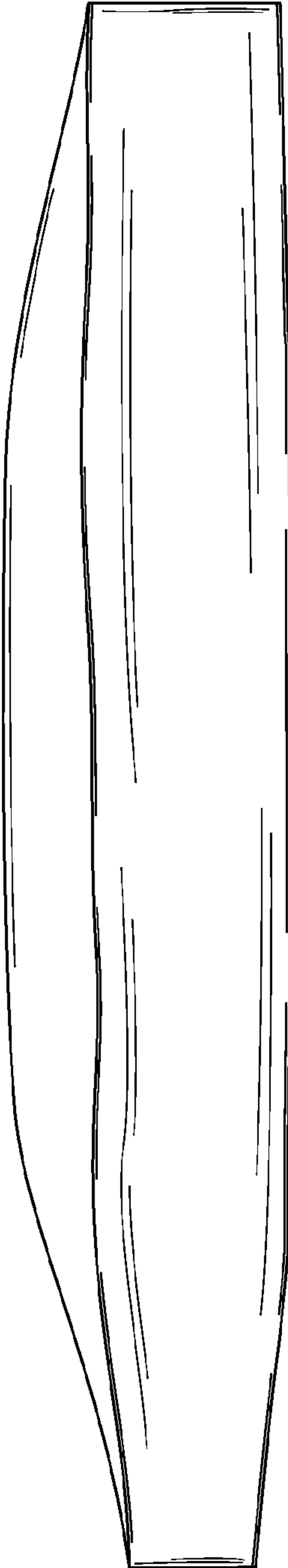


FIG. 6




FIG. 7