



US00D635490S

(12) **United States Design Patent**  
**Tsukui**

(10) **Patent No.:** **US D635,490 S**

(45) **Date of Patent:** **\*\* Apr. 5, 2011**

(54) **FRAME FOR MOTOR SCOOTER**

(75) Inventor: **Hiroaki Tsukui**, Saitama-ken (JP)

(73) Assignee: **Honda Motor Co., Ltd.**, Tokyo (JP)

(\*\*) Term: **14 Years**

(21) Appl. No.: **29/364,103**

(22) Filed: **Jun. 18, 2010**

(30) **Foreign Application Priority Data**

Dec. 18, 2009 (JP) ..... 2009-029487

(51) **LOC (9) Cl.** ..... **12-11**

(52) **U.S. Cl.** ..... **D12/110**

(58) **Field of Classification Search** ..... D12/110,  
D12/117, 126, 182, 186, 114; 180/219, 220,  
180/225, 229; 296/78.1, 187.12, 193.01,  
296/193.05, 193.02; 280/304.3, 152.1, 852

See application file for complete search history.

(56) **References Cited**

**U.S. PATENT DOCUMENTS**

D464,293	S	*	10/2002	Wightman et al.	.....	D12/110
D538,204	S	*	3/2007	Tako et al.	.....	D12/110
D541,196	S	*	4/2007	Kokubu et al.	.....	D12/110
D555,544	S	*	11/2007	Tanaka et al.	.....	D12/110
D623,093	S	*	9/2010	Tsuji et al.	.....	D12/110
D627,689	S	*	11/2010	Ishiguri et al.	.....	D12/110

**OTHER PUBLICATIONS**

Paul Crowe, "The Kneeslider" on Apr. 21, 2007, in Motorcycle Business, Motorcycle Design. Photograph on p. 1 of 18. [Retrieved on Nov. 30, 2010]. Retrieved from the Internet <URL: [http://thekneeslider.com/archives/2007/04/21/honda-griffon-scooter-concept-for-producti...\\_>](http://thekneeslider.com/archives/2007/04/21/honda-griffon-scooter-concept-for-producti..._>).\*

\* cited by examiner

*Primary Examiner* — Susan M Lee

*Assistant Examiner* — Linda G. Brooks

(74) *Attorney, Agent, or Firm* — Westerman, Hattori, Daniels & Adrian, LLP

(57) **CLAIM**

The ornamental design for a frame for motor scooter, as shown and described.

**DESCRIPTION**

FIG. 1 is a perspective view from the right side of a frame for motor scooter.

FIG. 2 is a perspective view from the left side thereof.

FIG. 3 is a perspective view from the right side thereof.

FIG. 4 is a front elevation view thereof.

FIG. 5 is a left side elevation view thereof; and,

FIG. 6 is a top plan view thereof.

The portion of the motor scooter shown in broken lines is for the purpose of showing environmental structure only and forms no part of the claimed design. The dash-dot-dash lines represent the boundaries of the claimed design and form no part thereof.

**1 Claim, 6 Drawing Sheets**




FIG. 1

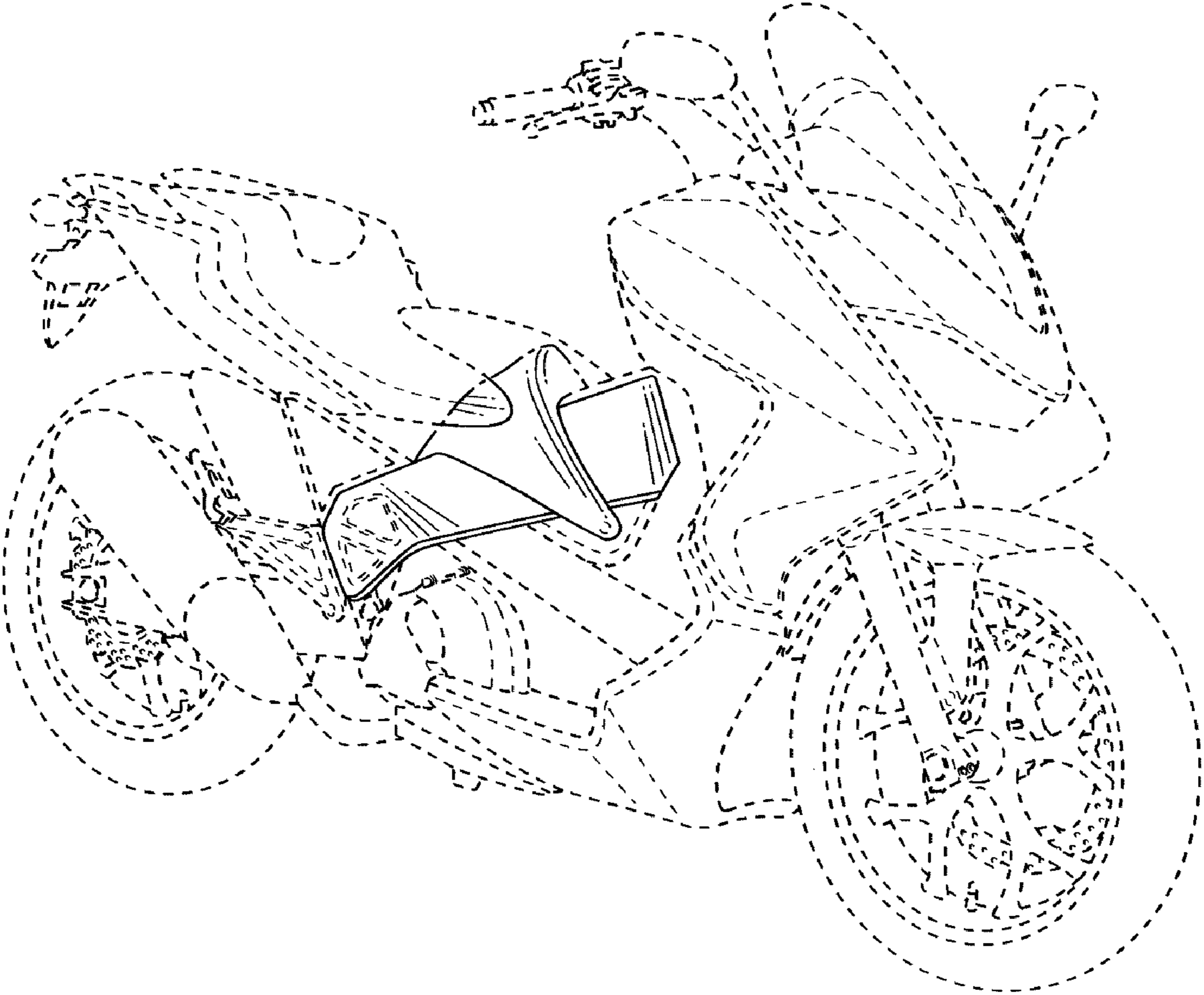


FIG. 2

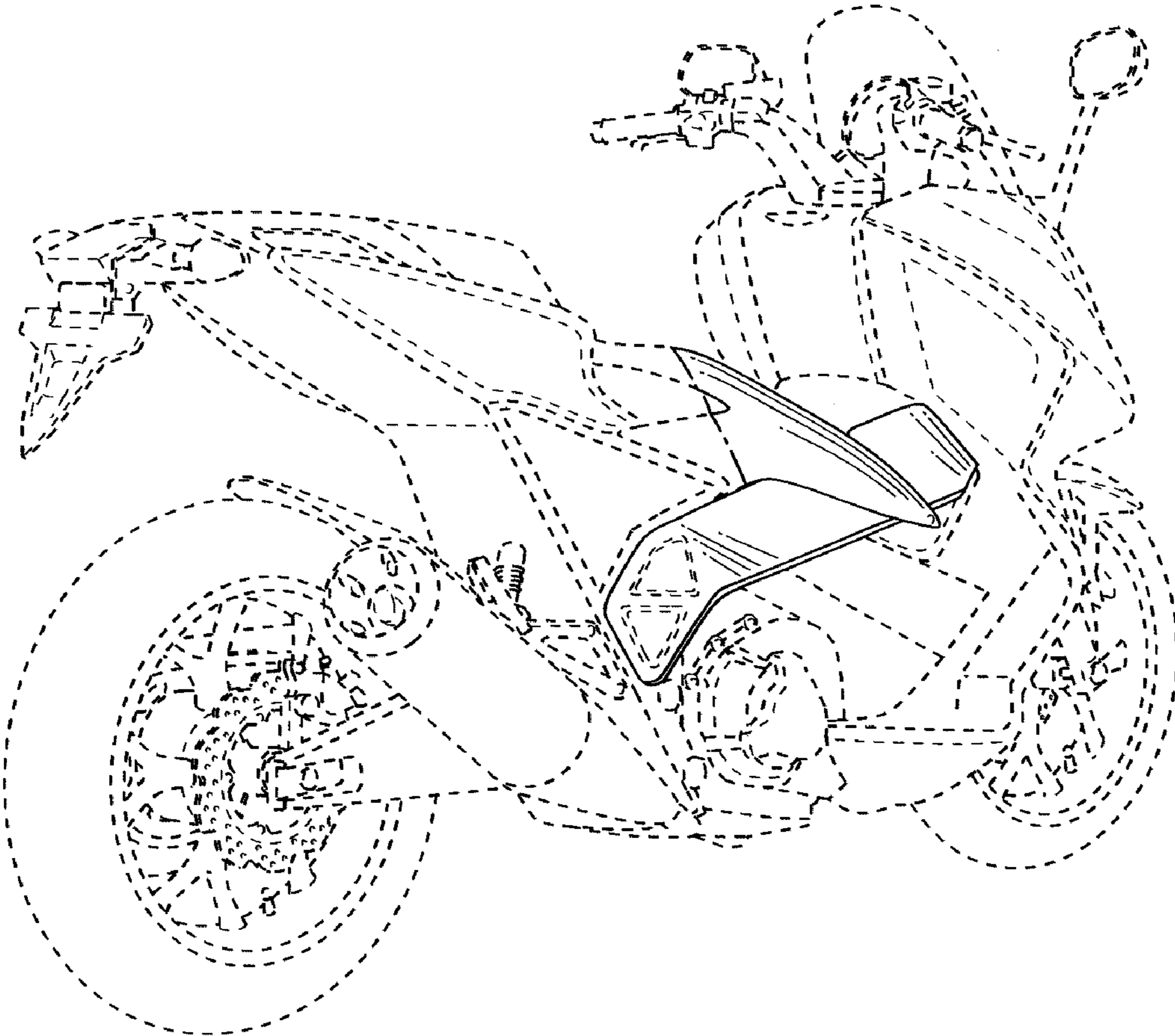


FIG. 3




FIG. 4

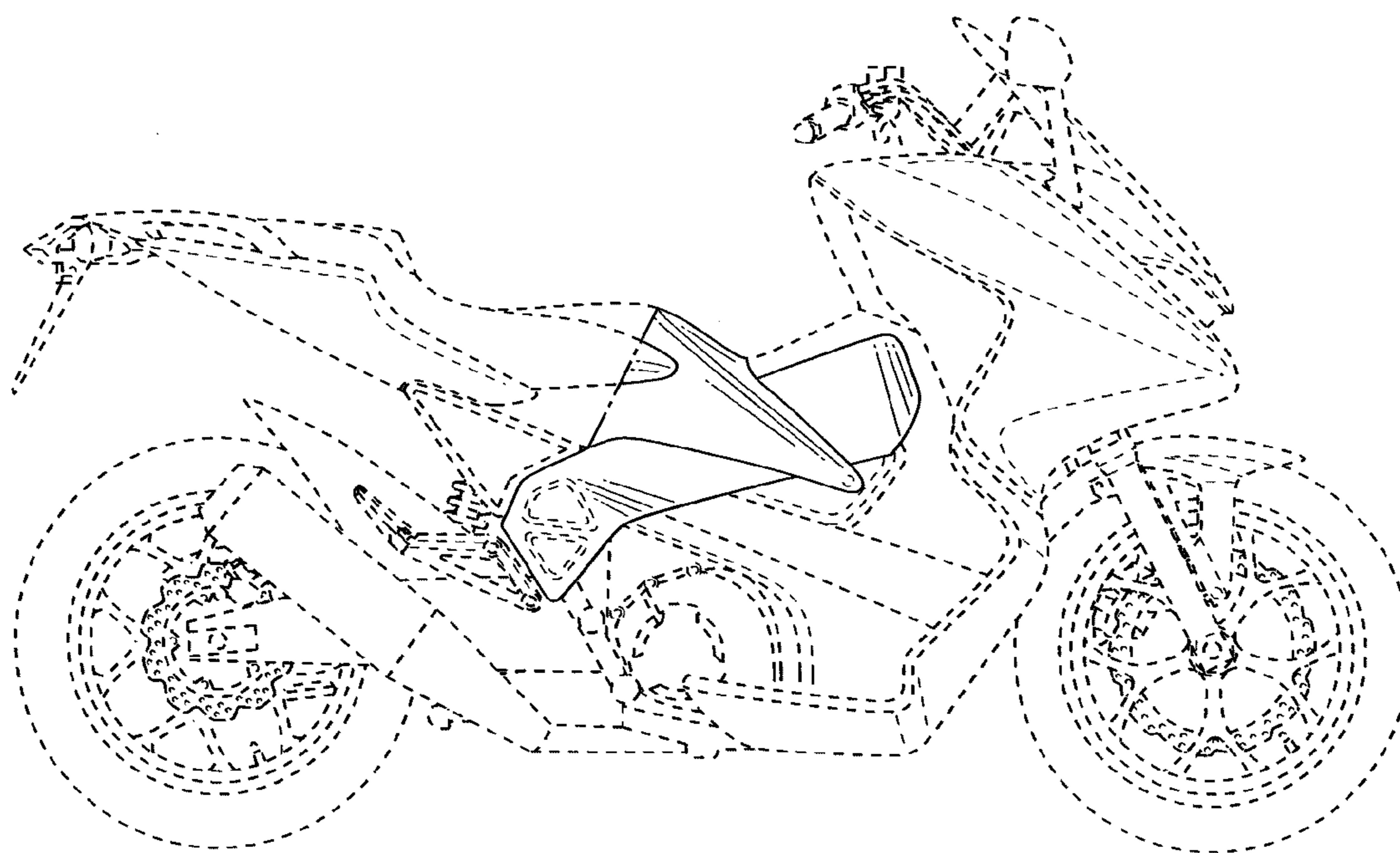


FIG. 5

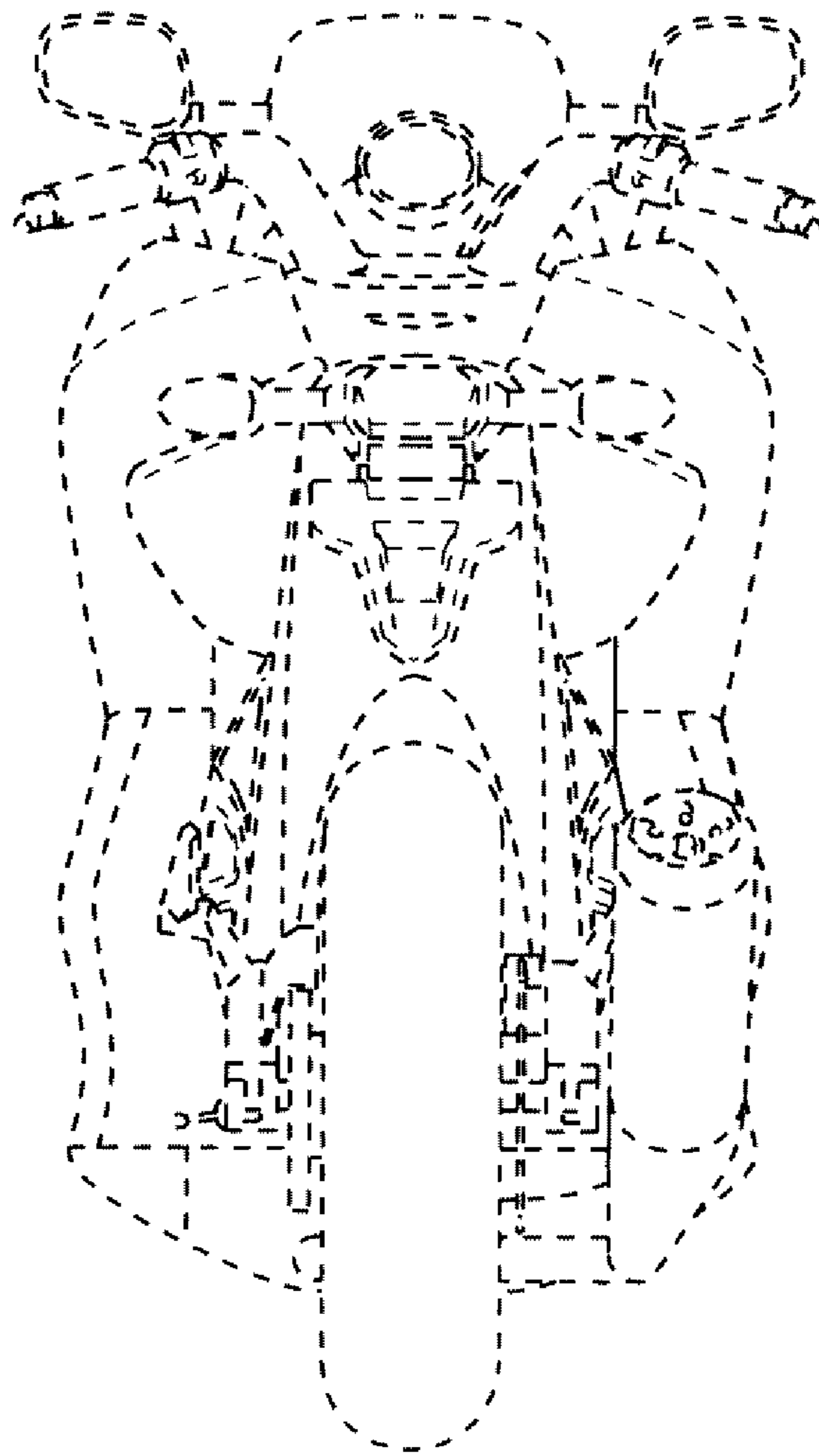


FIG. 6

