



US00D635489S

(12) **United States Design Patent**
Tsukui

(10) **Patent No.:** **US D635,489 S**

(45) **Date of Patent:** **** Apr. 5, 2011**

(54) **MOTOR SCOOTER OR MOTOR SCOOTER REPLICA**

(75) Inventor: **Hiroaki Tsukui**, Saitama-ken (JP)

(73) Assignee: **Honda Motor Co., Ltd.**, Tokyo (JP)

(**) Term: **14 Years**

(21) Appl. No.: **29/364,102**

(22) Filed: **Jun. 18, 2010**

(30) **Foreign Application Priority Data**

Dec. 18, 2009 (JP) 2009-029486

(51) **LOC (9) Cl.** **12-11**

(52) **U.S. Cl.** **D12/110**

(58) **Field of Classification Search** D12/110;
180/219, 220, 225, 229

See application file for complete search history.

(56) **References Cited**

U.S. PATENT DOCUMENTS

D464,293 S	*	10/2002	Wightman et al.	D12/110
D538,204 S	*	3/2007	Tako et al.	D12/110
D541,196 S	*	4/2007	Kokubu et al.	D12/110
D555,544 S	*	11/2007	Tanaka et al.	D12/110
D623,093 S	*	9/2010	Tsuji et al.	D12/110
D627,689 S	*	11/2010	Ishiguri et al.	D12/110

OTHER PUBLICATIONS

Paul Crowe, "The Kneeslider" on Apr. 21, 2007, in *Motorcycle Business, Motorcycle Design*. Photograph on p. 1 of 18. [Retrieved

on Nov. 30, 2010]. Retrieved from the Internet <URL: [http://thekneeslider.com/archives/2007/04/21/honda-griffon-scooter-concept-for-producti..._>](http://thekneeslider.com/archives/2007/04/21/honda-griffon-scooter-concept-for-producti...).*

* cited by examiner

Primary Examiner — Susan M Lee

Assistant Examiner — Linda G. Brooks

(74) *Attorney, Agent, or Firm* — Westerman, Hattori, Daniels & Adrian, LLP

(57) **CLAIM**

The ornamental design for a motor scooter or motor scooter replica, as shown and described.

DESCRIPTION

FIG. 1 is a perspective view from the right side of a motor scooter or motor scooter replica.

FIG. 2 is a perspective view from the left side thereof.

FIG. 3 is a perspective view from the right side thereof.

FIG. 4 is a perspective view from the left side thereof.

FIG. 5 is a front elevation view thereof.

FIG. 6 is a rear elevation view thereof.

FIG. 7 is a right side elevation view thereof.

FIG. 8 is a left side elevation view thereof.

FIG. 9 is a top plan view thereof; and,

FIG. 10 is a bottom plan view thereof.

The portion of the motor scooter or motor scooter replica shown in broken lines is for the purpose of showing environmental structure only and forms no part of the claimed design.

1 Claim, 10 Drawing Sheets

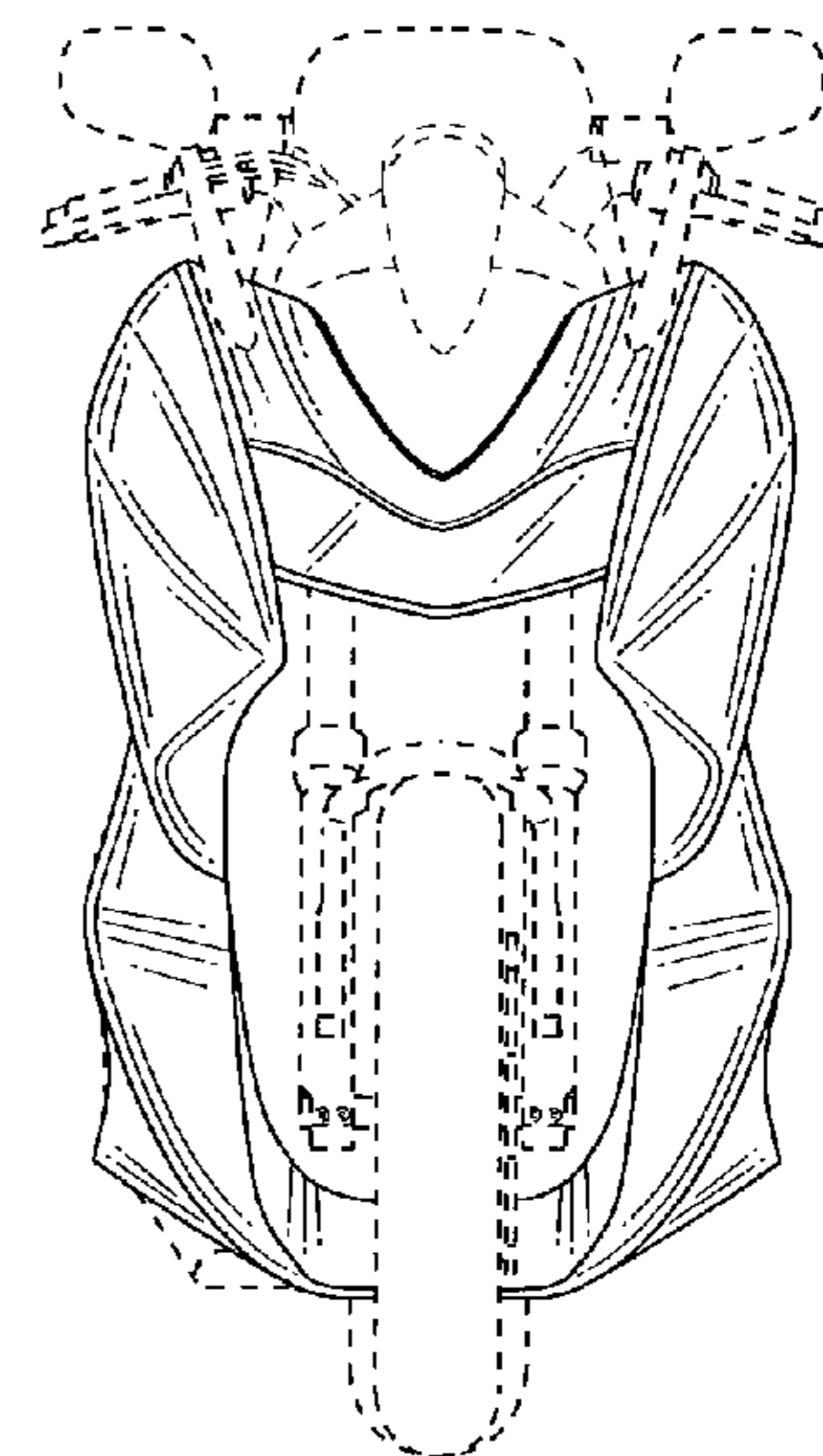
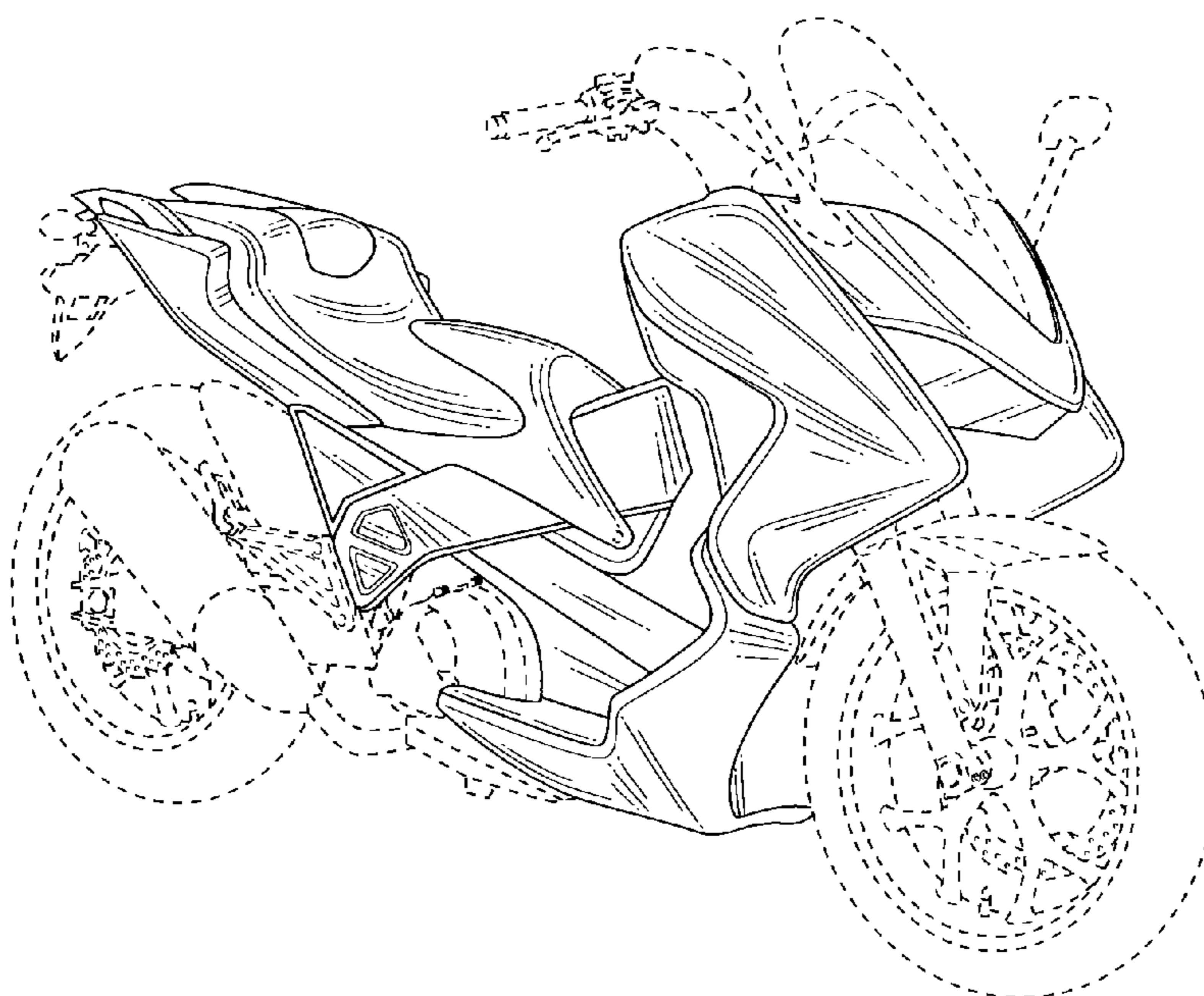


FIG. 1

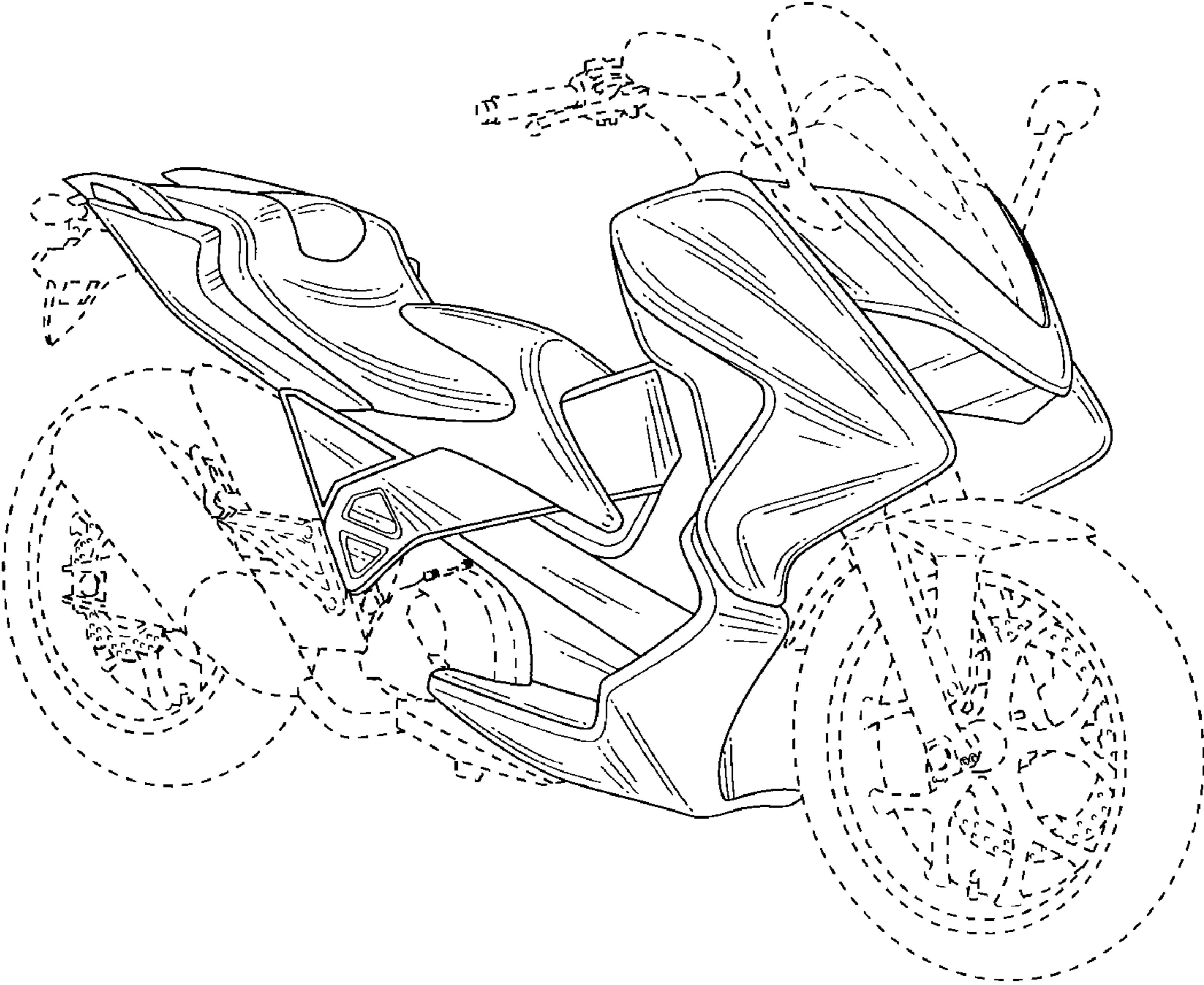


FIG. 2




FIG. 3




FIG. 4




FIG. 5

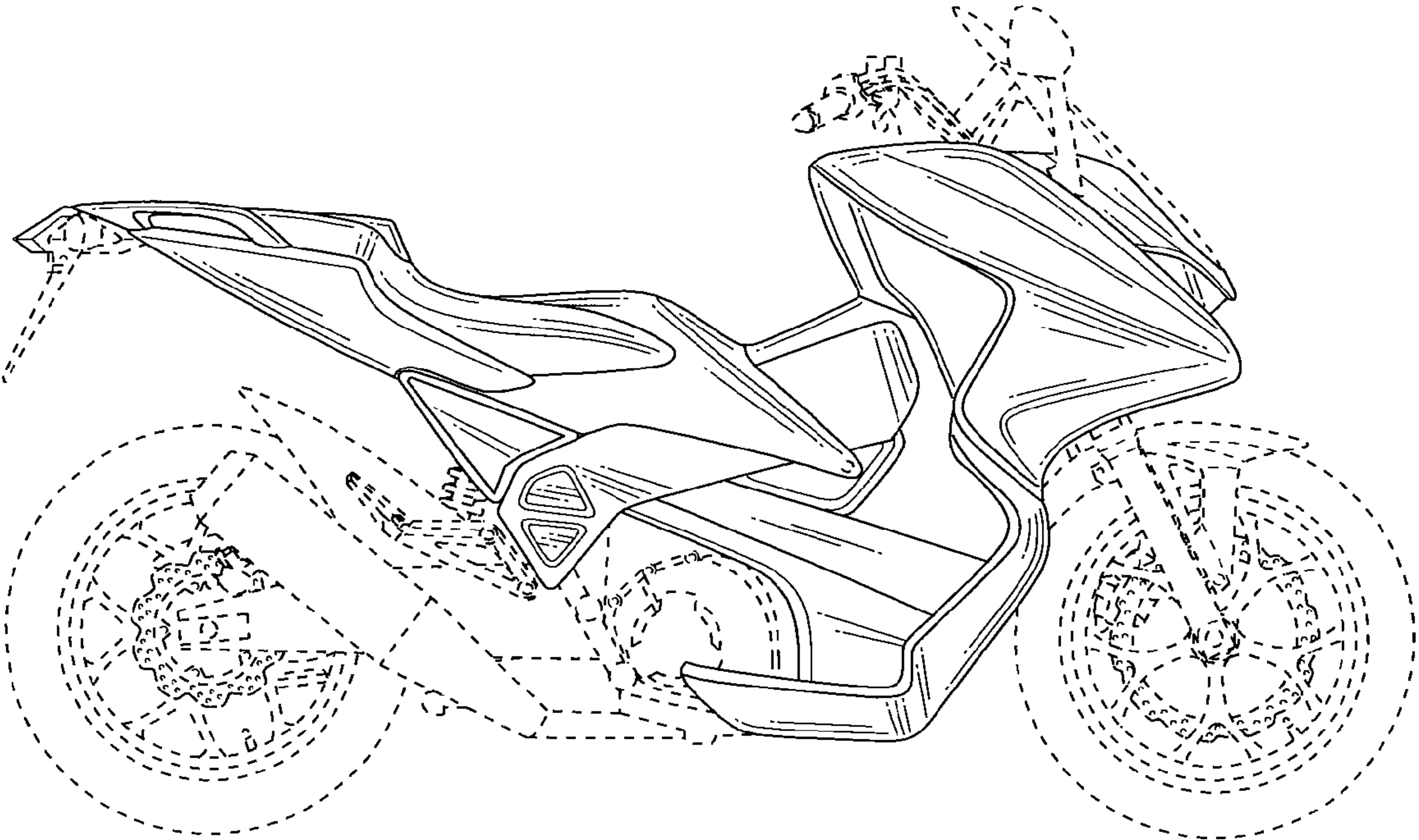


FIG. 6




FIG. 7

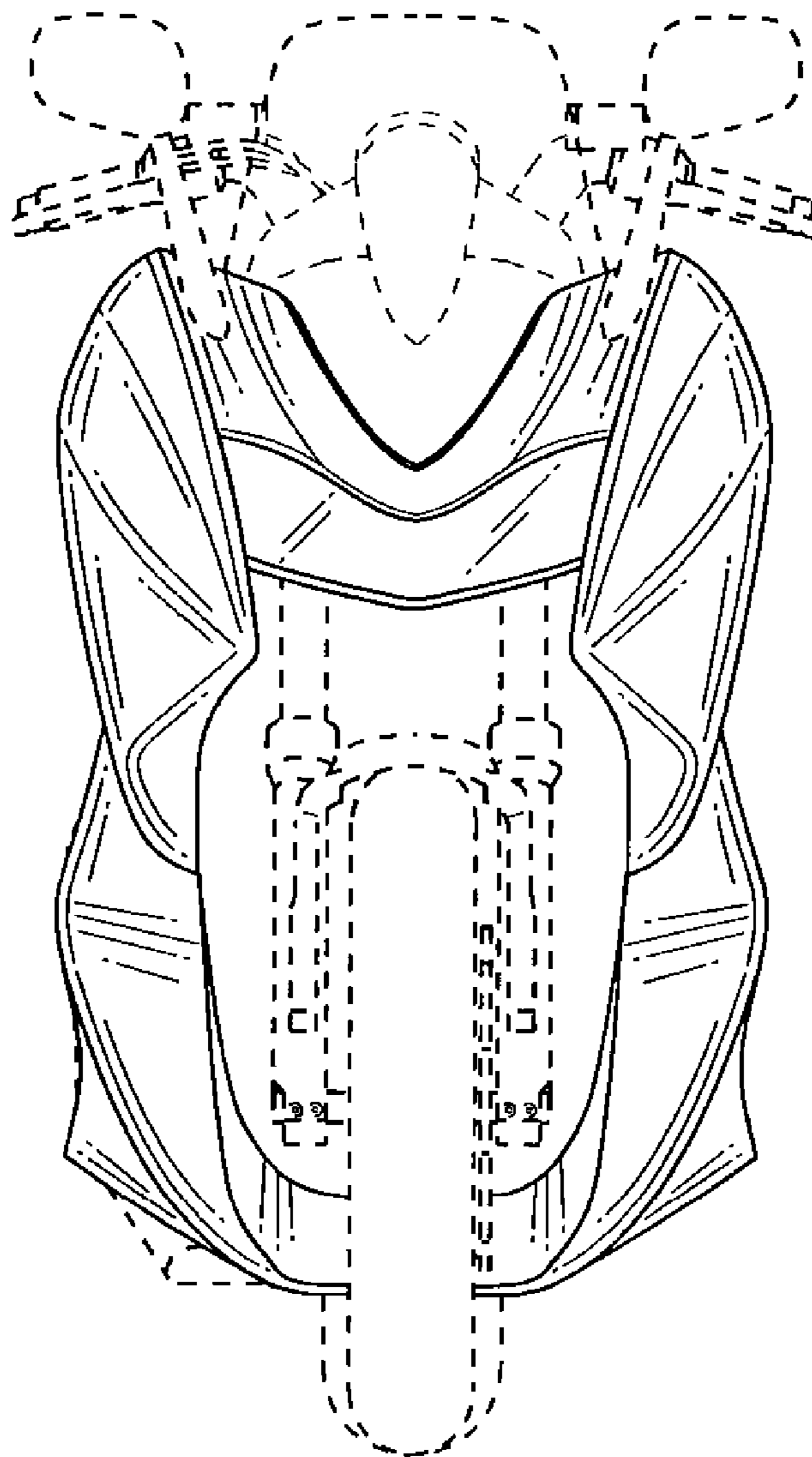


FIG. 8

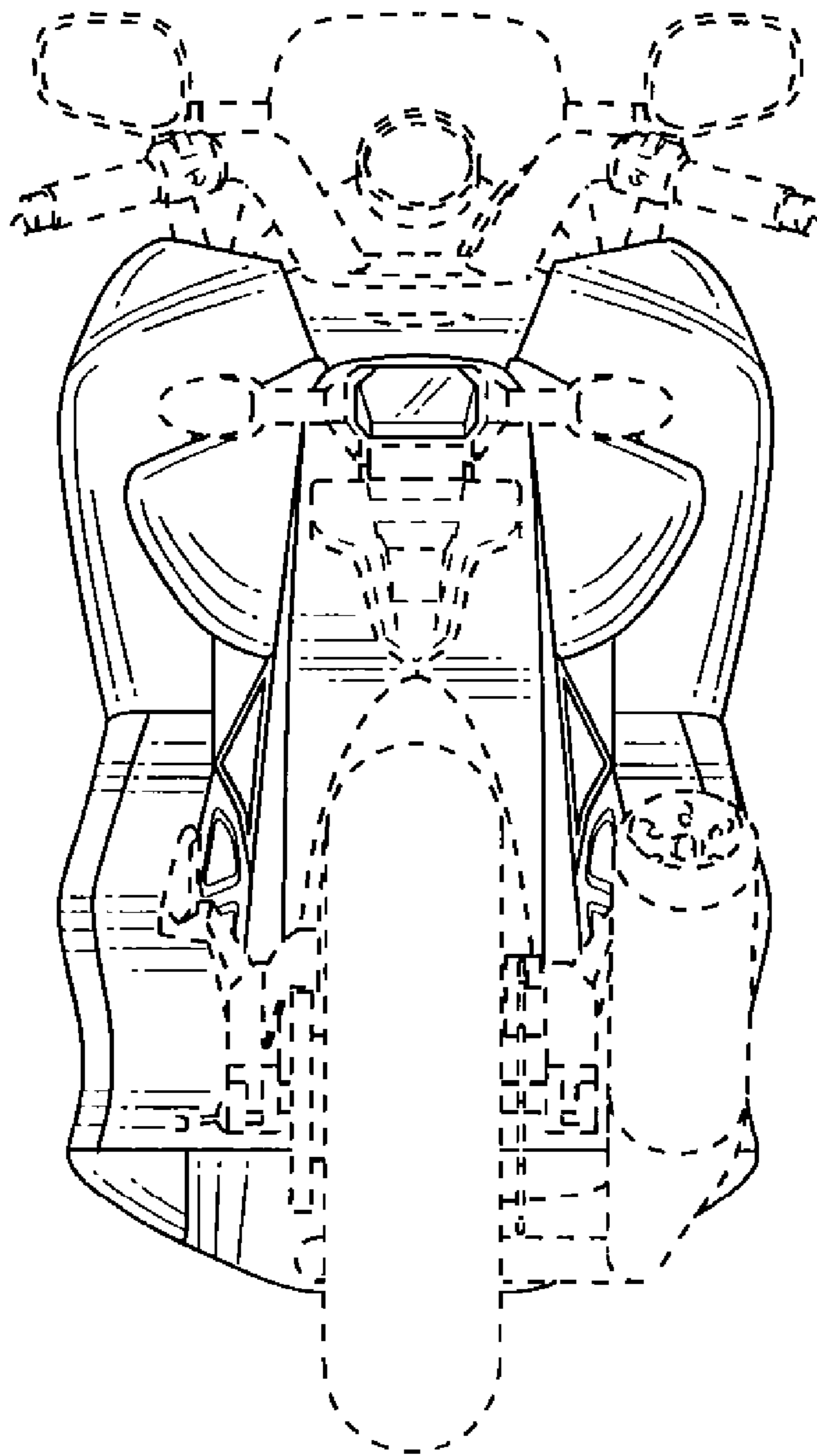


FIG. 9

