

US00D635487S

(12) **United States Design Patent**
Hill et al.

(10) **Patent No.:** **US D635,487 S**

(45) **Date of Patent:** **** Apr. 5, 2011**

(54) **AERODYNAMIC VEHICLE BODY**

(75) Inventors: **Jason Hill**, Long Beach, CA (US); **Tom Reichenbach**, Carlsbad, CA (US); **Kurt Danielson**, Carlsbad, CA (US); **Larry Thomas**, Carlsbad, CA (US); **Miles Wheeler**, Seattle, WA (US); **Marques McCammon**, San Marcos, CA (US); **Paul Wilbur**, West Bloomfield, MI (US); **Nathan Armstrong**, Calgary (CA); **Dean Bartolomucci**, Columbus, MI (US)

(73) Assignee: **Aptera Motors, Inc.**, Vista, CA (US)

(**) Term: **14 Years**

(21) Appl. No.: **29/349,245**

(22) Filed: **Mar. 19, 2010**

(51) **LOC (9) Cl.** **12-08**

(52) **U.S. Cl.** **D12/85**

(58) **Field of Classification Search** D12/86,
D12/85, 1, 3; D21/424, 433, 434; 280/181.1,
280/181.5

See application file for complete search history.

(56) **References Cited**

U.S. PATENT DOCUMENTS

D268,920 S * 5/1983 Bragdon D12/86
D329,211 S * 9/1992 Malewicki D12/85

D362,208 S * 9/1995 Gangnant D12/86
D427,548 S * 7/2000 Sacco et al. D12/85
D433,652 S * 11/2000 van den Reek D12/86
D550,588 S * 9/2007 Starr D12/85
D614,083 S * 4/2010 Wainfan D12/86

* cited by examiner

Primary Examiner — Melody N Brown

(74) *Attorney, Agent, or Firm* — Andrew S. Naglestad

(57) **CLAIM**

The ornamental design for an aerodynamic vehicle body, as shown and described.

DESCRIPTION

FIG. 1 is a perspective view of the top front and right side of an aerodynamic vehicle body;

FIG. 2 is a perspective view of the top rear and right side thereof;

FIG. 3 is a left side elevation view thereof, the right side elevation view being a mirror image of that shown;

FIG. 4 is a front elevation view thereof;

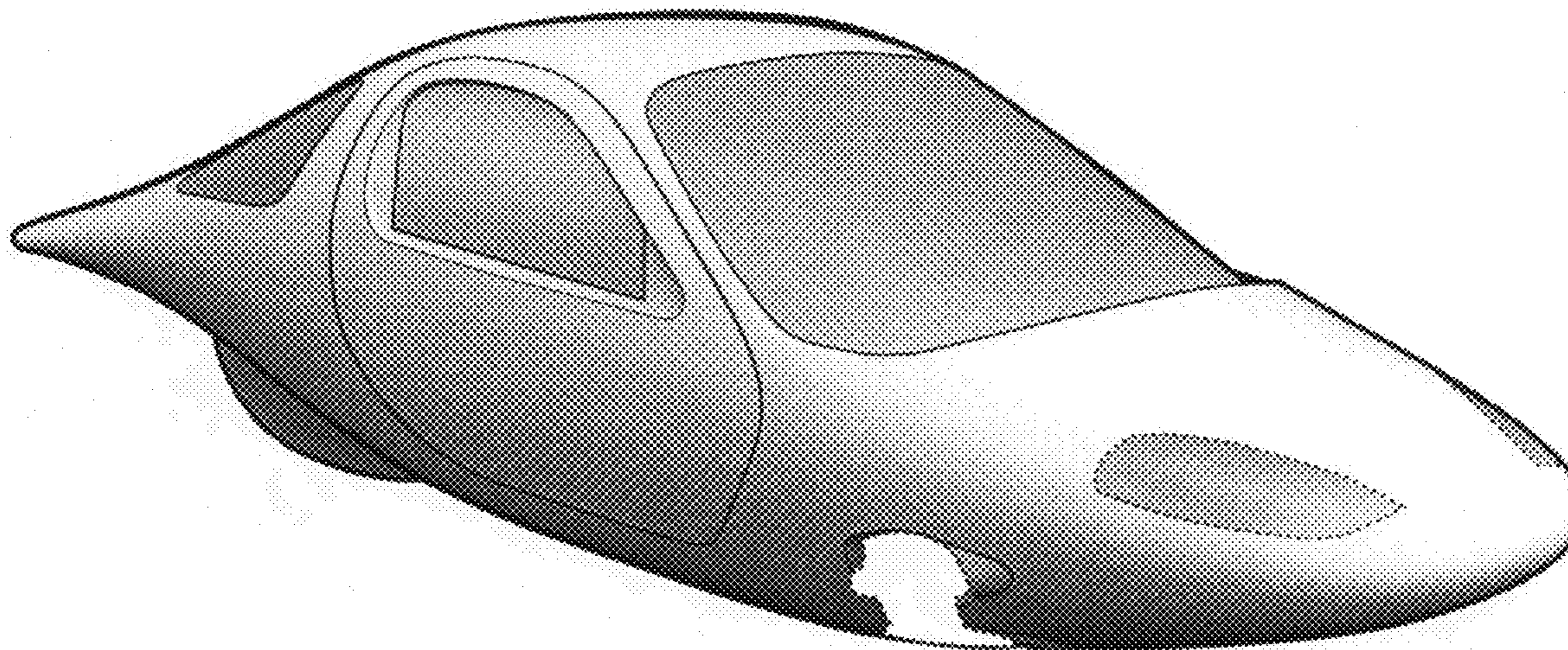
FIG. 5 is a rear elevation view thereof;

FIG. 6 is a top plan view thereof; and,

FIG. 7 is a bottom view thereof.

The subject matter shown in dashed lines, and any surfaces of the design not shown, including interior surfaces, are for illustrative purposes only and form no part of the claimed invention.

1 Claim, 6 Drawing Sheets



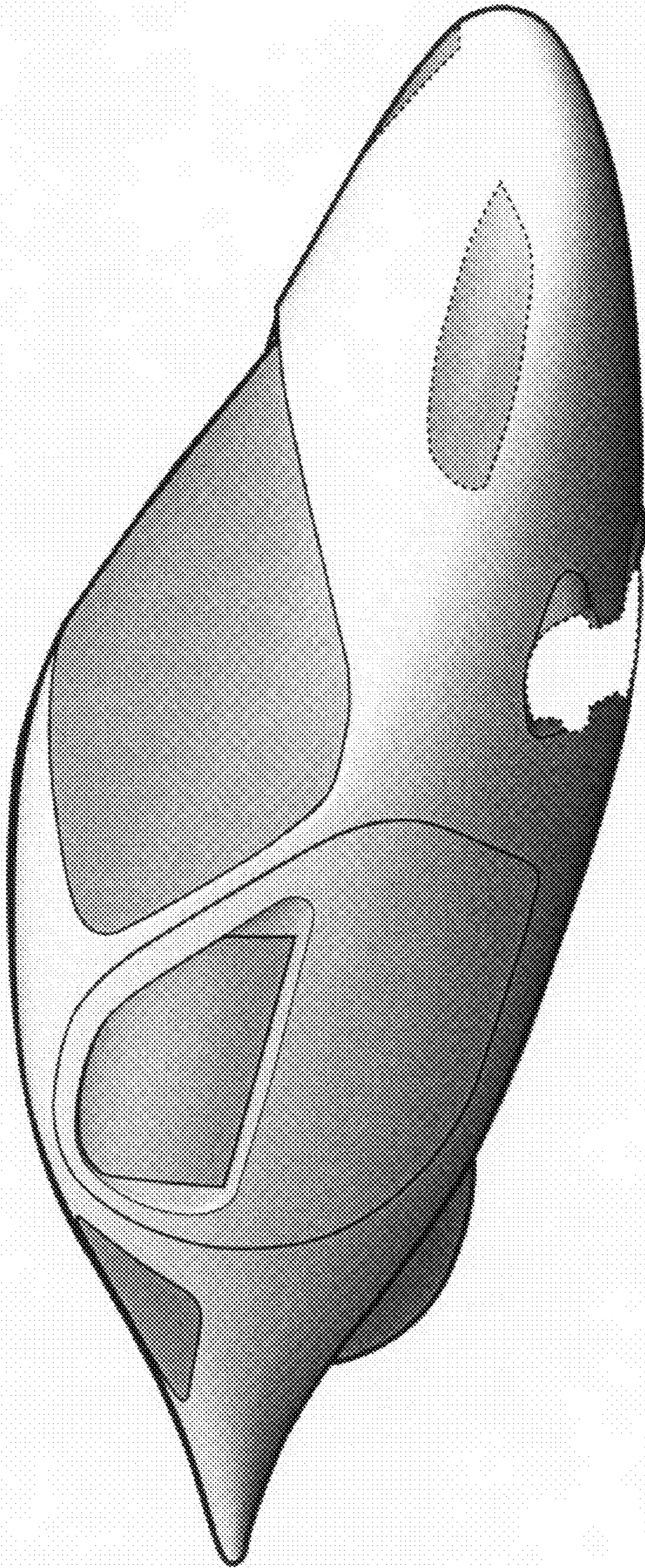


FIG. 1

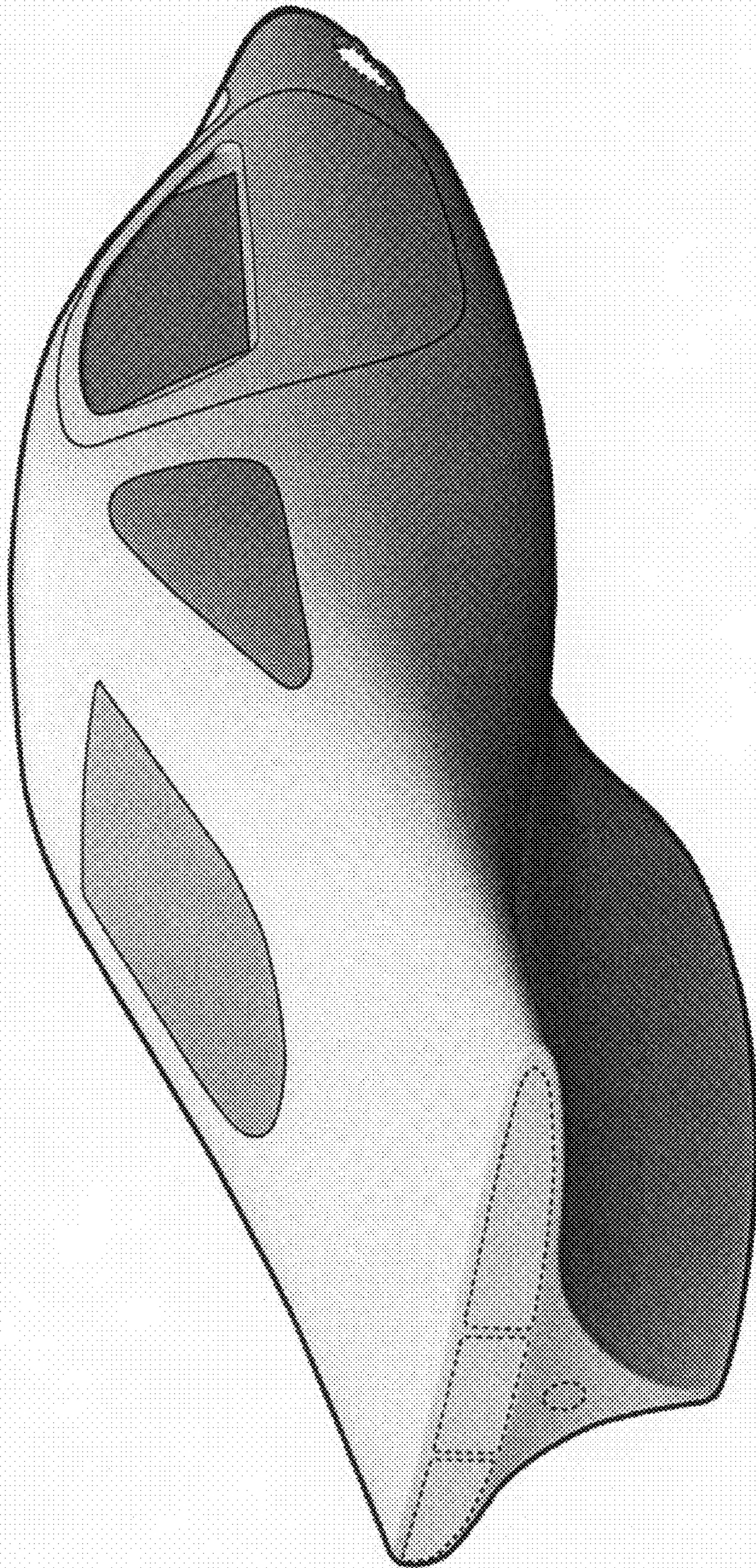


FIG. 2




FIG. 3




FIG. 4

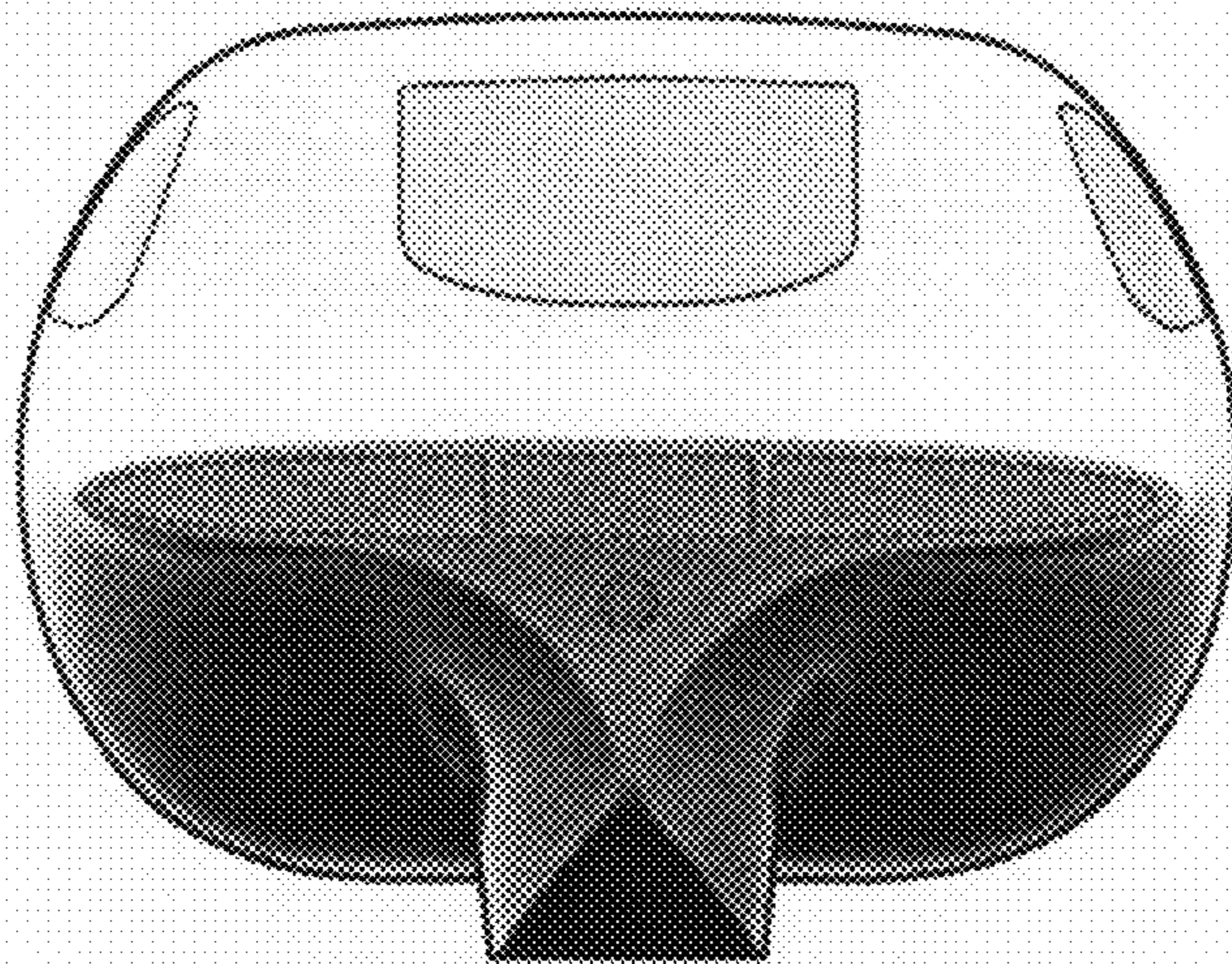


FIG. 5




FIG. 6

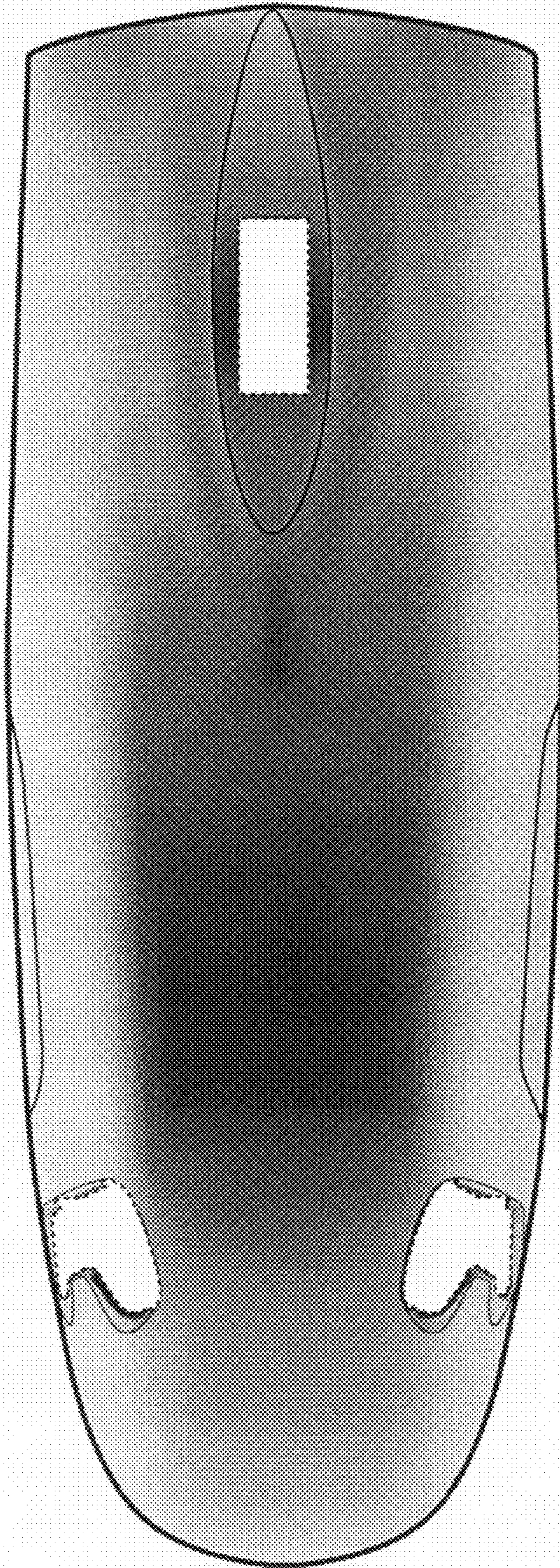


FIG. 7