



US00D635485S

(12) **United States Design Patent**
Schanzer

(10) **Patent No.:** **US D635,485 S**

(45) **Date of Patent:** **** *Apr. 5, 2011**

(54) **STAR PENDANT**

(75) Inventor: **Michael R. Schanzer**, New York, NY
(US)

(73) Assignee: **Michael Schanzer**, New York, NY (US)

(*) Notice: This patent is subject to a terminal disclaimer.

(**) Term: **14 Years**

(21) Appl. No.: **29/349,286**

(22) Filed: **Mar. 22, 2010**

(51) **LOC (9) Cl.** **11-01**

(52) **U.S. Cl.** **D11/81; D11/70**

(58) **Field of Classification Search** D11/1,
D11/2, 4-77, 79, 80-89, 95-101, 103, 105,
D11/108, 125; 63/1.11, 1.16, 3, 13, 14.1,
63/18, 20, 23, 26-28; D21/621, 622, 630,
D21/633

See application file for complete search history.

(56) **References Cited**

U.S. PATENT DOCUMENTS

| | | | | |
|--------------|---------|------------|-------|--------|
| D97,242 S * | 10/1935 | Rubenstein | | D11/1 |
| D169,804 S * | 6/1953 | De Stefano | | D11/81 |
| D234,777 S * | 4/1975 | Moskowitz | | D11/96 |
| D238,198 S * | 12/1975 | Fear | | D11/83 |
| D243,346 S * | 2/1977 | Samuels | | D11/70 |

| | | | | |
|--------------|---------|--------------|-------|---------|
| D250,518 S * | 12/1978 | Friedman | | D11/108 |
| D259,032 S * | 4/1981 | Reyes | | D11/70 |
| D343,139 S * | 1/1994 | Cooper | | D11/30 |
| D374,753 S * | 10/1996 | Tintle | | D1/106 |
| D465,995 S * | 11/2002 | Kelleghan | | D8/356 |
| D519,053 S * | 4/2006 | Meyer | | D11/70 |
| D526,242 S * | 8/2006 | Cavness | | D11/157 |
| D534,096 S * | 12/2006 | Lovett | | D11/103 |
| D539,691 S * | 4/2007 | Solazzi | | D11/70 |
| D572,166 S * | 7/2008 | Freer-Heeter | | D11/108 |
| D610,933 S * | 3/2010 | Sandberg | | D11/1 |
| D619,033 S * | 7/2010 | Tierney | | D11/81 |

* cited by examiner

Primary Examiner — Cathron C Brooks

Assistant Examiner — Melanie Levy


(57) **CLAIM**

The ornamental design for a star pendant, as shown and described.

DESCRIPTION

FIG. 1 is a frontal elevational view of a star pendant;
FIG. 2 is a rear elevational view thereof;
FIG. 3 is a top view thereof;
FIG. 4 is a side elevational view thereof; both sides are identical
FIG. 5 is a bottom view thereof; and,
FIG. 6 is a perspective view of a star pendant in a state rotated from that shown in FIG. 1.

1 Claim, 1 Drawing Sheet






FIG. 1



FIG. 2



FIG. 3



FIG. 4

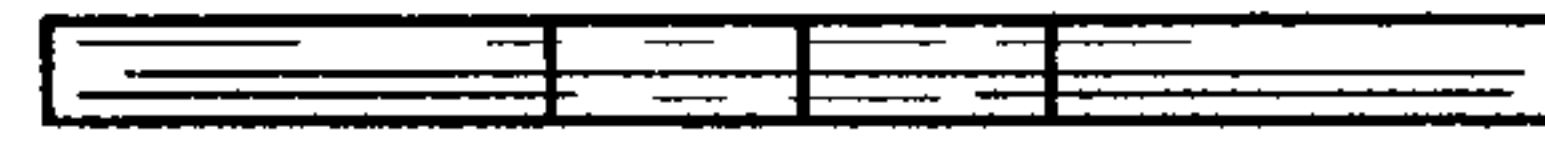


FIG. 5




FIG. 6