



US00D635484S

(12) **United States Design Patent**
Liechtung

(10) **Patent No.:** **US D635,484 S**

(45) **Date of Patent:** **** Apr. 5, 2011**

(54) **JEWELRY SETTING**

(75) Inventor: **Aliza Liechtung**, Lawrence, NY (US)

(73) Assignee: **Leeza Braun, Inc.**, New York, NY (US)

(**) Term: **14 Years**

(21) Appl. No.: **29/364,820**

(22) Filed: **Jun. 29, 2010**

(51) **LOC (9) Cl.** **11-02**

(52) **U.S. Cl.** **D11/79**

(58) **Field of Classification Search** D11/1,
D11/2, 40-48, 53-79, 81, 82, 103, 108, 131-140;
63/13, 14.1-14.9, 20, 22-23, 26-28
See application file for complete search history.

(56) **References Cited**

U.S. PATENT DOCUMENTS

D47,488 S *	6/1915	Hirschmann	D11/116
D301,315 S *	5/1989	Yoshida	D11/79
D301,845 S *	6/1989	Yoshida	D11/79
D303,508 S *	9/1989	Yoshida	D11/79
D446,742 S *	8/2001	Kharloubian	D11/79
D460,375 S *	7/2002	Ambar	D11/7
D462,832 S *	9/2002	Lowder	D3/207
D497,828 S *	11/2004	Kharloubian	D11/79

D534,094 S *	12/2006	Trainor et al.	D11/81
D555,533 S *	11/2007	Grusosi-Scheufele	D11/43
D616,642 S *	6/2010	Kim et al.	D3/218
D619,031 S *	7/2010	Arlanda	D11/79

* cited by examiner

Primary Examiner — Cathron C Brooks

Assistant Examiner — Melanie Levy

(74) *Attorney, Agent, or Firm* — Kirschstein, et al.

(57) **CLAIM**

The ornamental design for a jewelry setting, as shown and described.

DESCRIPTION

FIG. 1 is a perspective view of a jewelry setting according to my new design;

FIG. 2 is a top plan view thereof;

FIG. 3 is a front elevational view thereof;

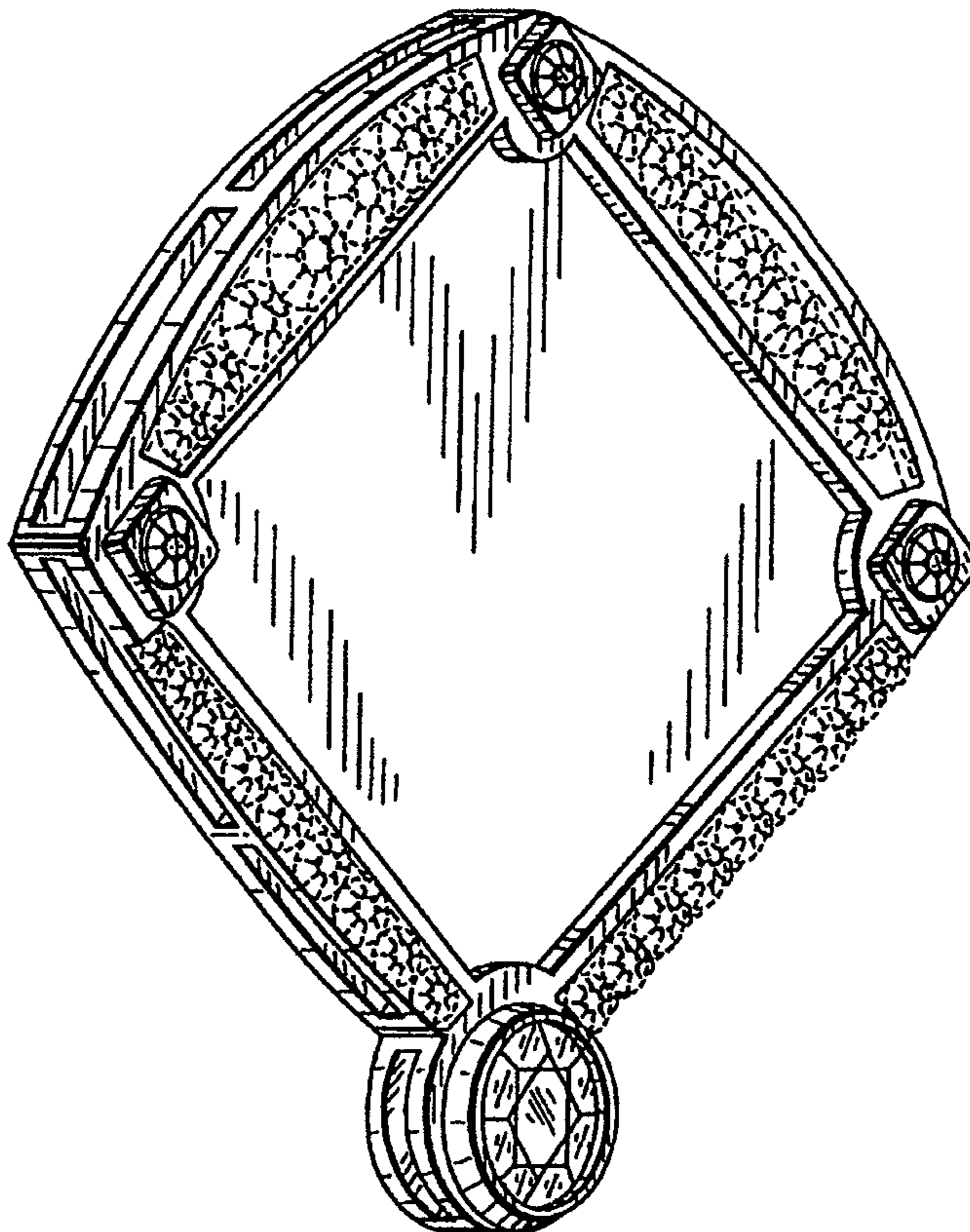
FIG. 4 is a right side elevational view thereof, the left side being a mirror image thereof;

FIG. 5 is a rear elevational view thereof; and,

FIG. 6 is a bottom plan view thereof.

The broken line showing of the gems represents environmental matter and forms no part of the claimed design. The dashed lines on the rear of the article represent unclaimed portions of the design and form no part thereof.

1 Claim, 3 Drawing Sheets



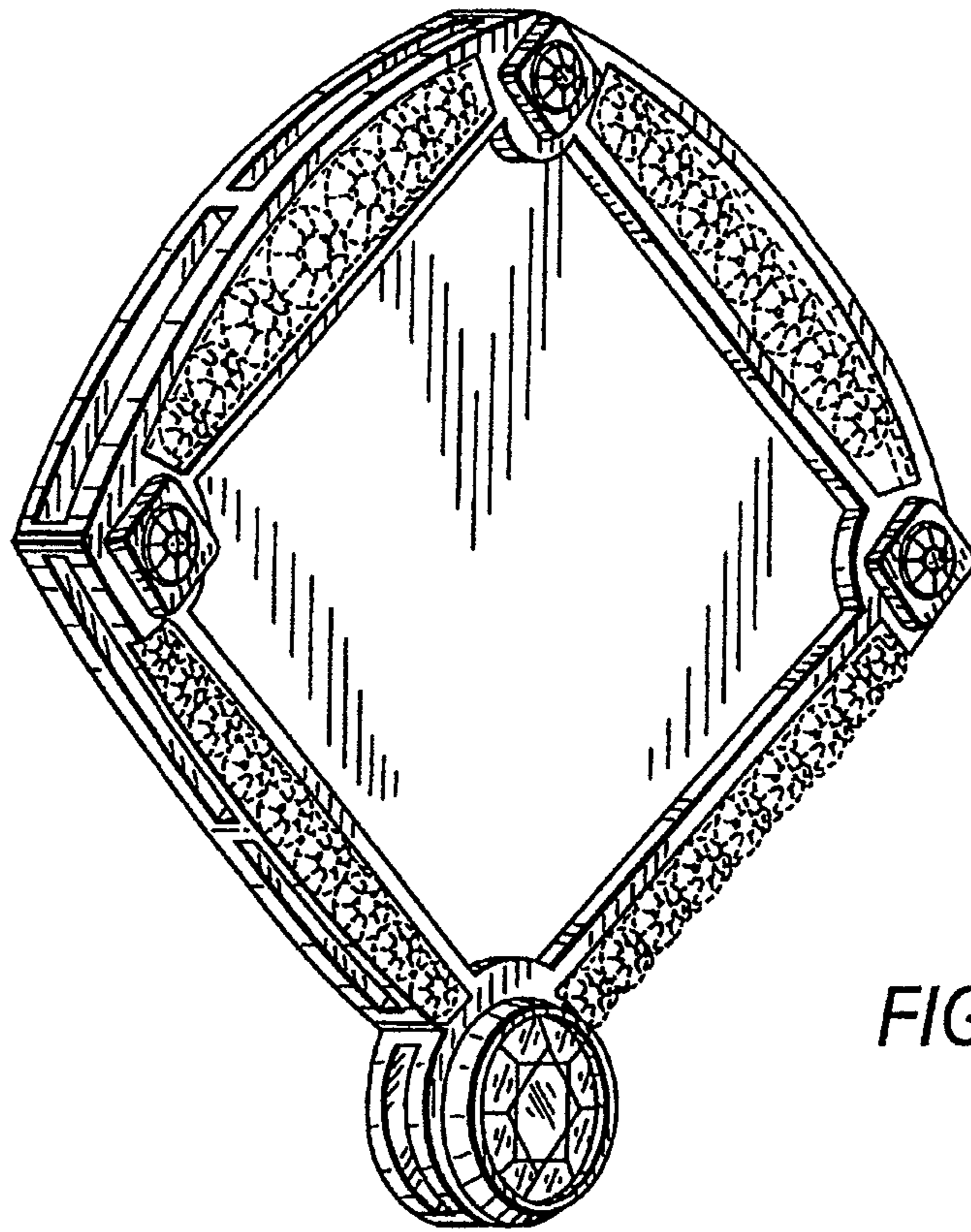


FIG. 1

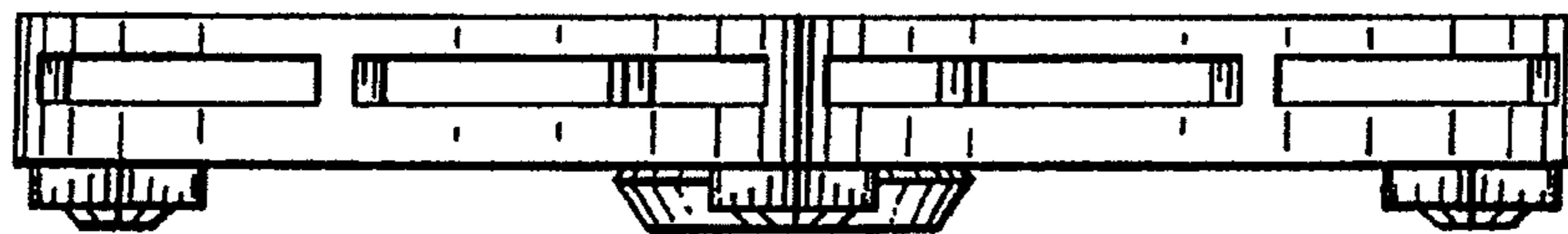


FIG. 2

FIG. 4

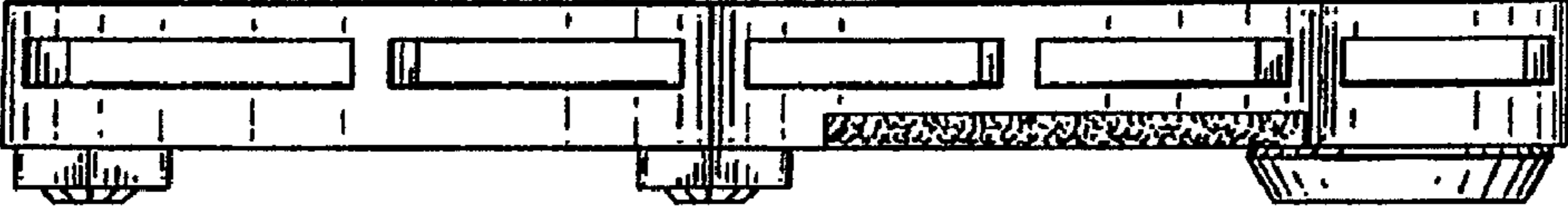



FIG. 3



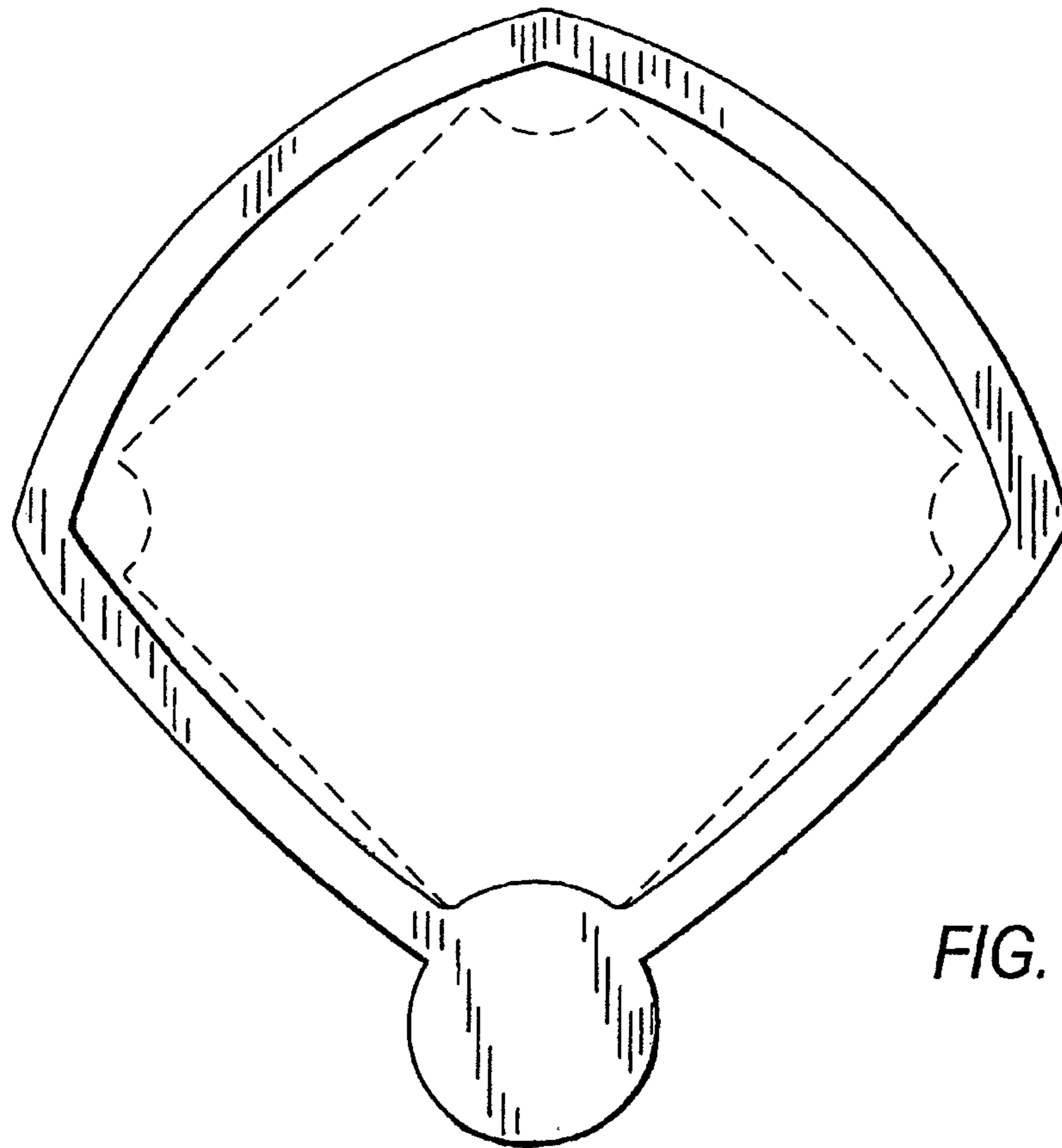


FIG. 5

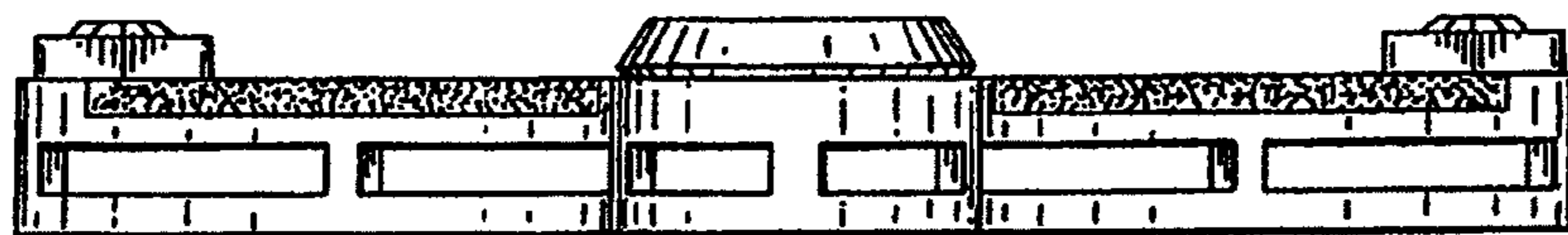


FIG. 6