



US00D635469S

(12) **United States Design Patent**
Buitrago

(10) **Patent No.:** **US D635,469 S**

(45) **Date of Patent:** **** Apr. 5, 2011**

(54) **BEVELED BLISTER SLEEVE**

(75) Inventor: **Alejandra Buitrago**, Little Falls, NJ
(US)

(73) Assignee: **Cadbury Adams USA LLC**, Parsippany,
NJ (US)

(**) Term: **14 Years**

(21) Appl. No.: **29/366,562**

(22) Filed: **Jul. 27, 2010**

(51) **LOC (9) Cl.** **09-05**

(52) **U.S. Cl.** **D9/711**

(58) **Field of Classification Search** D9/711,
D9/703, 707, 720, 414, 416, 418, 424-426,
D9/430, 432, 822; 206/457, 822; 220/890;
229/116.1, 87.05, 87.01, 87.19, 87.15, 92,
229/92.1, 92.7; 215/400; 383/109

See application file for complete search history.

(56) **References Cited**

U.S. PATENT DOCUMENTS

1,842,299	A	1/1932	Stedman	
4,120,400	A	10/1978	Kotyuk	
D262,191	S *	12/1981	Quillen	D9/416
4,415,084	A	11/1983	Hauser et al.	
4,498,588	A	2/1985	Scott	
D356,731	S *	3/1995	Nakaizumi	D9/713
D462,264	S *	9/2002	Barr et al.	D9/416
7,090,114	B1	8/2006	Katz	
D547,644	S *	7/2007	Harper et al.	D9/418
D553,493	S *	10/2007	Kracke	D9/711
D555,471	S *	11/2007	Lebras et al.	D9/418
D573,458	S *	7/2008	Anderson et al.	D9/418
D592,075	S *	5/2009	Holcomb	D9/721
D608,635	S *	1/2010	Blick	D9/711
7,641,050	B2	1/2010	Klatt et al.	

D614,045	S	4/2010	Gaudenzi et al.	
D621,282	S *	8/2010	Yagi	D9/711
D625,177	S *	10/2010	Seum et al.	D9/418
D626,010	S *	10/2010	Criss et al.	D9/711
2008/0006543	A1	1/2008	Bertuzzi et al.	
2008/0048013	A1	2/2008	Hanna et al.	

FOREIGN PATENT DOCUMENTS

CA	103583	9/2004
CA	123486	7/2009

* cited by examiner

Primary Examiner — Caron D. Veynar

Assistant Examiner — Abraham Bahta

(74) *Attorney, Agent, or Firm* — Hoffmann & Baron, LLP

(57) **CLAIM**

The ornamental design for a beveled blister sleeve, as shown and described.

DESCRIPTION

FIG. 1 is a top perspective view of a beveled blister sleeve of my new design.

FIG. 2 is a bottom perspective view of the beveled blister sleeve of FIG. 1.

FIG. 3 is a side elevational view of the beveled blister sleeve of FIG. 1;

FIG. 4 is a front elevational view of the beveled blister sleeve of FIG. 1;

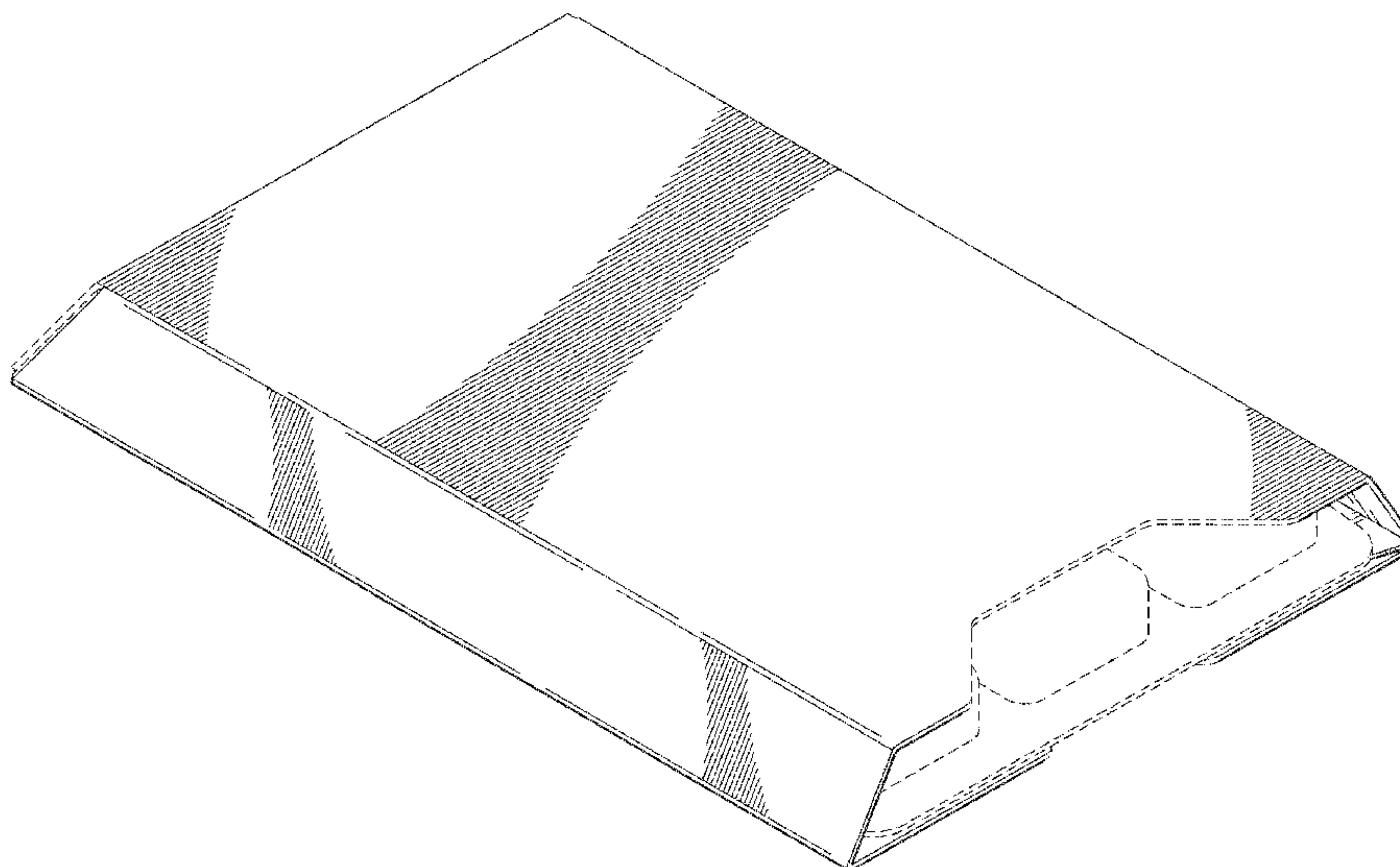
FIG. 5 is a rear elevational view of the beveled blister sleeve of FIG. 1;

FIG. 6 is a top view of the beveled blister sleeve of FIG. 1; and,

FIG. 7 is a bottom view of the beveled blister sleeve of FIG. 1.

The broken line portion of the Figures is included to show unclaimed subject matter and forms no part of the claimed design.

1 Claim, 5 Drawing Sheets



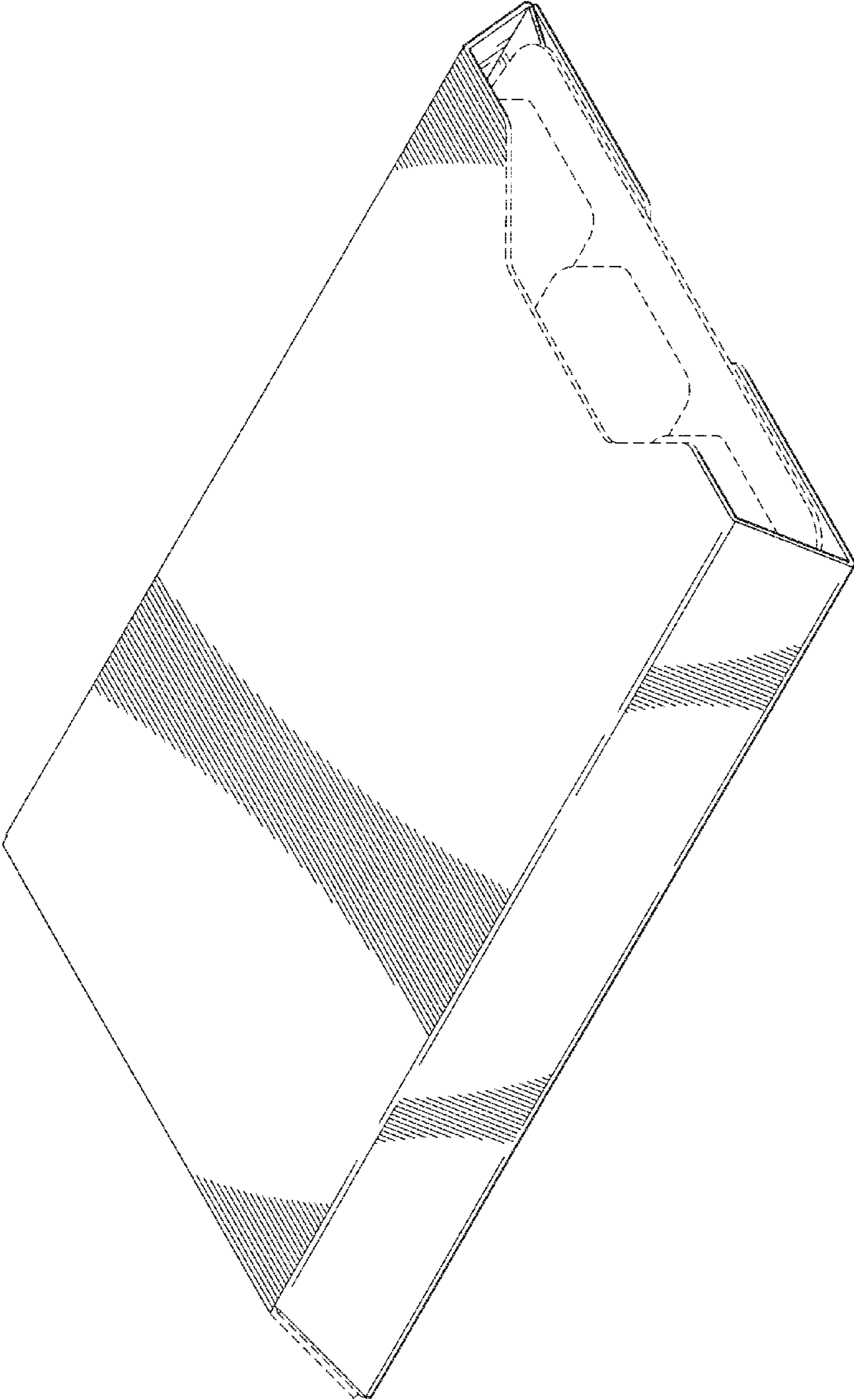


FIG. 1

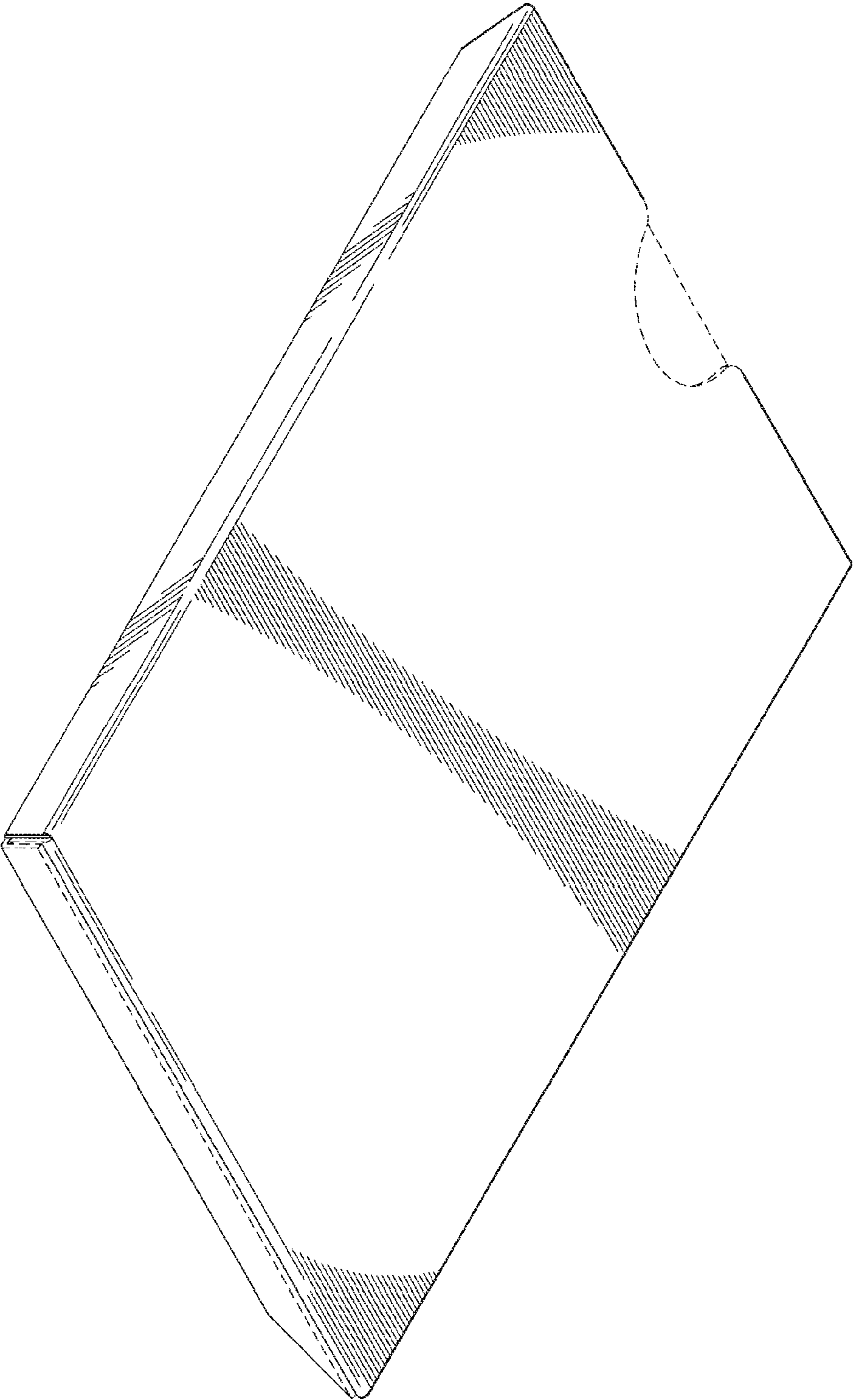


FIG. 2




FIG. 3



FIG. 4




FIG. 5

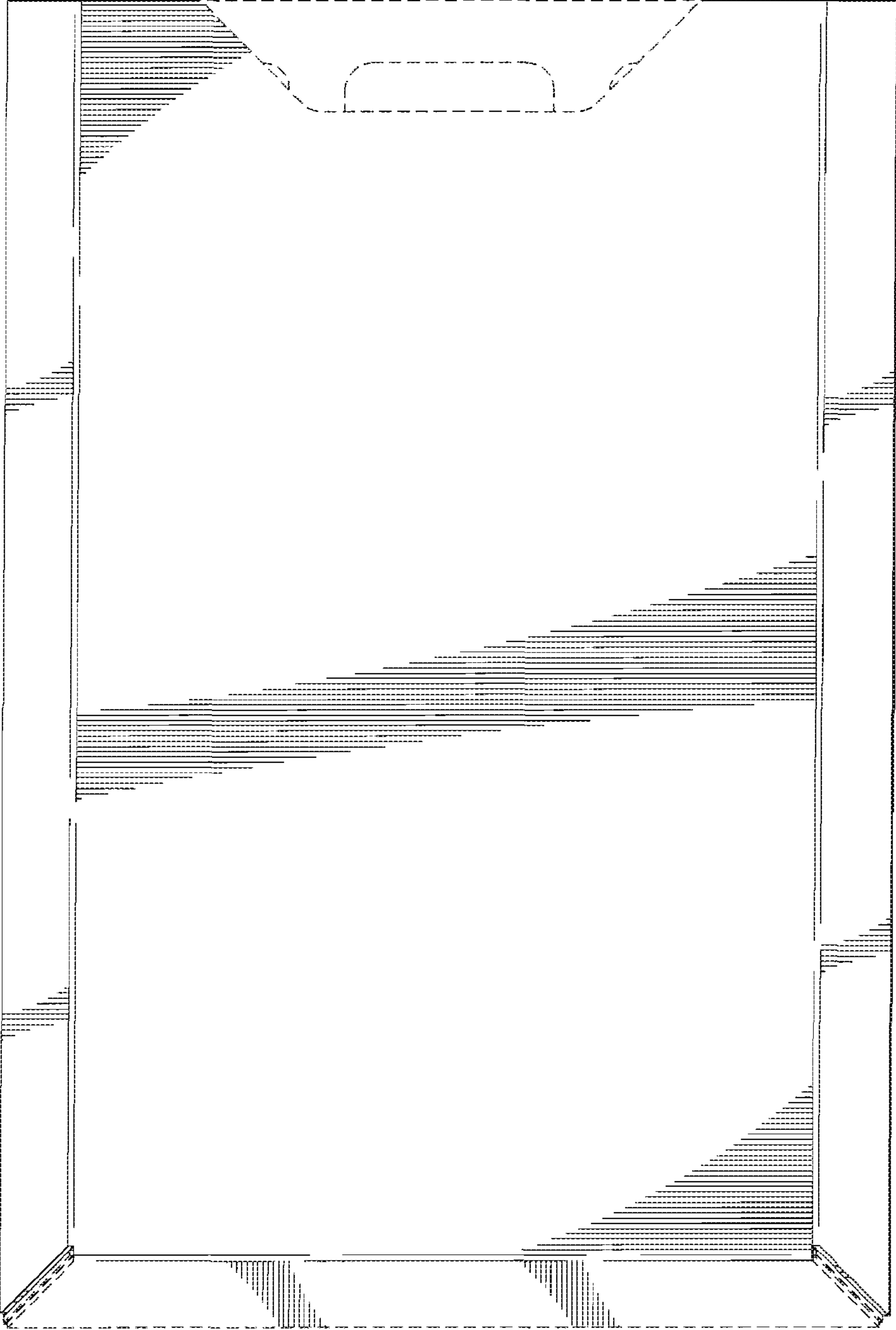


FIG. 6




FIG. 7