



US00D635465S

(12) **United States Design Patent**
Pezzoli et al.

(10) **Patent No.:** **US D635,465 S**
(45) **Date of Patent:** **** Apr. 5, 2011**

(54) **RIBBED CONTAINER**
(75) Inventors: **Paul Pezzoli**, Portage, MI (US); **Donald G. Joswick**, Kalamazoo, MI (US)
(73) Assignee: **Kellogg Company**, Battle Creek, MI (US)
(**) Term: **14 Years**
(21) Appl. No.: **29/330,443**

D367,011 S 2/1996 Lilly et al.
D375,873 S * 11/1996 Ahern et al. D7/602
D382,810 S * 8/1997 Aldrich et al. D9/529
D389,738 S 1/1998 Hlobil et al.
D407,974 S 4/1999 Zimmer et al.
D419,442 S 1/2000 McClung et al.
D426,469 S * 6/2000 Mankowski et al. D9/541
6,112,925 A * 9/2000 Nahill et al. 215/382
6,338,864 B1 1/2002 Deering et al.
D489,987 S * 5/2004 Ogata et al. D9/774
D495,597 S 9/2004 Rubalcava et al.
D501,638 S 2/2005 Hutter et al.
D505,331 S 5/2005 Lane et al.

(Continued)

(22) Filed: **Jan. 7, 2009**

(51) **LOC (9) Cl.** **09-01**

(52) **U.S. Cl.** **D9/569; D9/574**

(58) **Field of Classification Search** D9/683,
D9/516, 520, 530, 541, 542, 548, 560, 569,
D9/574; 215/379, 381-385; 220/660, 669,
220/670-675

See application file for complete search history.

FOREIGN PATENT DOCUMENTS

JP 51049260 A 4/1976

(Continued)

Primary Examiner — Stella M Reid

Assistant Examiner — Elizabeth J Oswecki

(74) *Attorney, Agent, or Firm* — Dickinson Wright PLLC

(56) **References Cited**

U.S. PATENT DOCUMENTS

D94,573 S * 2/1935 Steelman D9/569
2,063,013 A * 12/1936 Cooper 220/669
D103,721 S 3/1937 Fuerst
D105,393 S * 7/1937 Mackelfresh D7/300
D197,993 S * 4/1964 Molomier D9/524
D215,703 S * 10/1969 Morgan D9/529
3,688,803 A * 9/1972 Pavia et al. 138/173
D234,574 S * 3/1975 Schmkat D9/425
D240,800 S 8/1976 Jespersen
D240,968 S * 8/1976 Hurst D24/197
4,125,187 A 11/1978 Vecchiotti
4,157,762 A 6/1979 Robinson
D276,400 S 11/1984 Daenen et al.
D276,401 S * 11/1984 Daenen et al. D7/602
D282,896 S 3/1986 Conti et al.
D293,653 S * 1/1988 Peters D9/528
D330,674 S 11/1992 Lyon
D338,329 S 8/1993 Cornwall
5,261,558 A * 11/1993 Claydon 220/671
5,269,438 A * 12/1993 Kelsey 220/766
D354,434 S * 1/1995 Nilssen D9/729

(57) **CLAIM**

We claim the ornamental design for the ribbed container, as shown and described.

DESCRIPTION

FIG. 1 is a perspective view of the ribbed container of the present invention.

FIG. 2 is a side view of the ribbed container of the present invention.

FIG. 3 is a front side view of the ribbed container of the present invention.

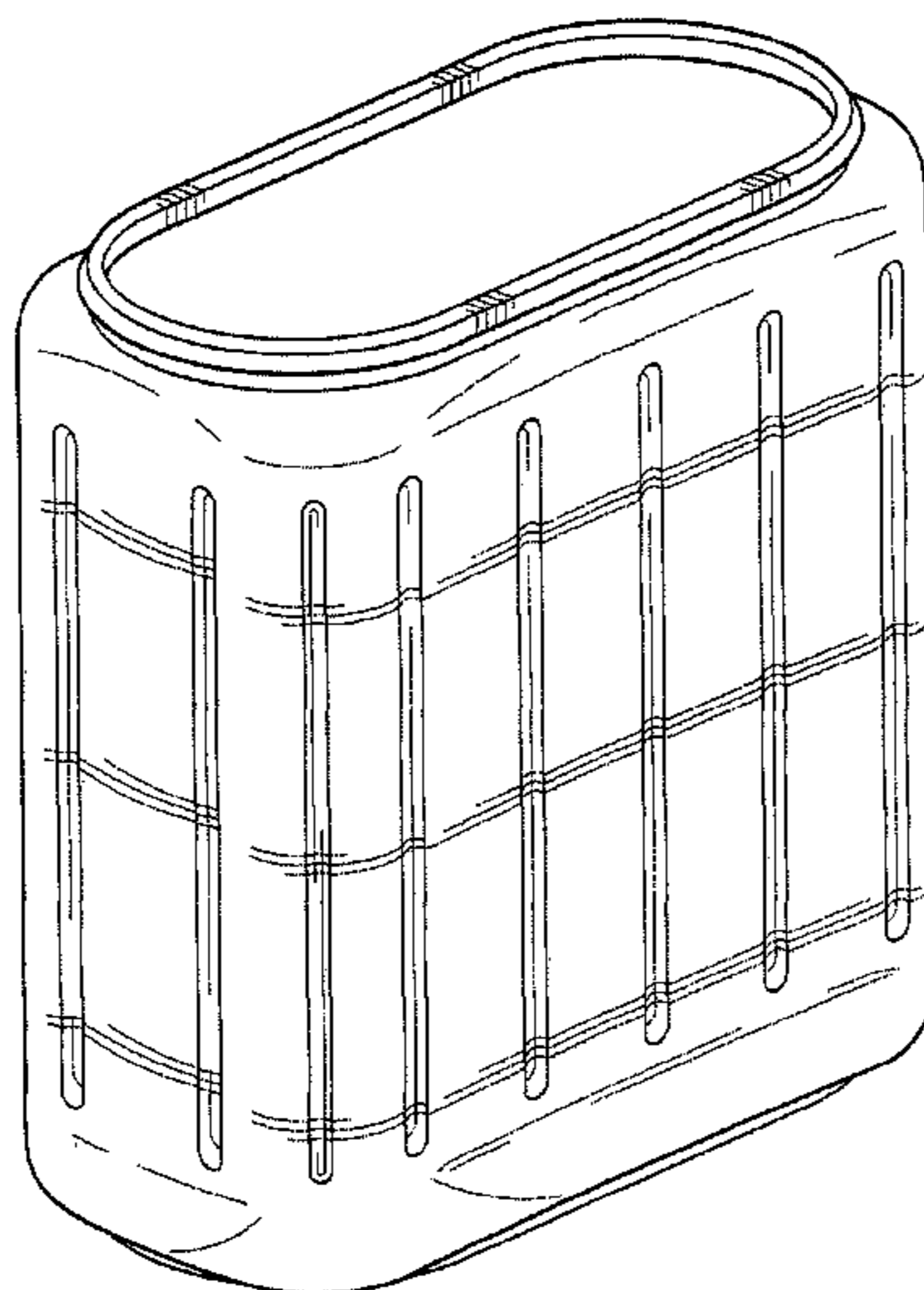
FIG. 4 is a rear side view of the ribbed container of the present invention.

FIG. 5 is a top view of the ribbed container of the present invention; and,

FIG. 6 is a bottom view of the ribbed container of the present invention.

All sides not shown form no part of the claimed design.

1 Claim, 3 Drawing Sheets



US D635,465 S

Page 2

U.S. PATENT DOCUMENTS

6,889,866 B2 5/2005 Gilliam et al.
D527,647 S * 9/2006 Blank D9/563
D537,727 S 3/2007 Hutton
D541,106 S * 4/2007 Spiegel D7/510
D543,466 S * 5/2007 Little et al. D9/543
D543,860 S 6/2007 Pacente et al.
D544,364 S * 6/2007 Archeny et al. D9/560
D571,226 S * 6/2008 Bartolucci et al. D9/734
D573,891 S * 7/2008 Darr et al. D9/538
D582,783 S * 12/2008 Little et al. D9/556

D607,743 S * 1/2010 Eble D9/559
D608,211 S * 1/2010 Eble D9/559
D622,604 S * 8/2010 Wheeler D9/556
2004/0137110 A1 7/2004 Dalton et al.
2004/0146618 A1 7/2004 Stewart
2007/0145001 A1 6/2007 Tilton

FOREIGN PATENT DOCUMENTS

WO 9532126 11/1995

* cited by examiner

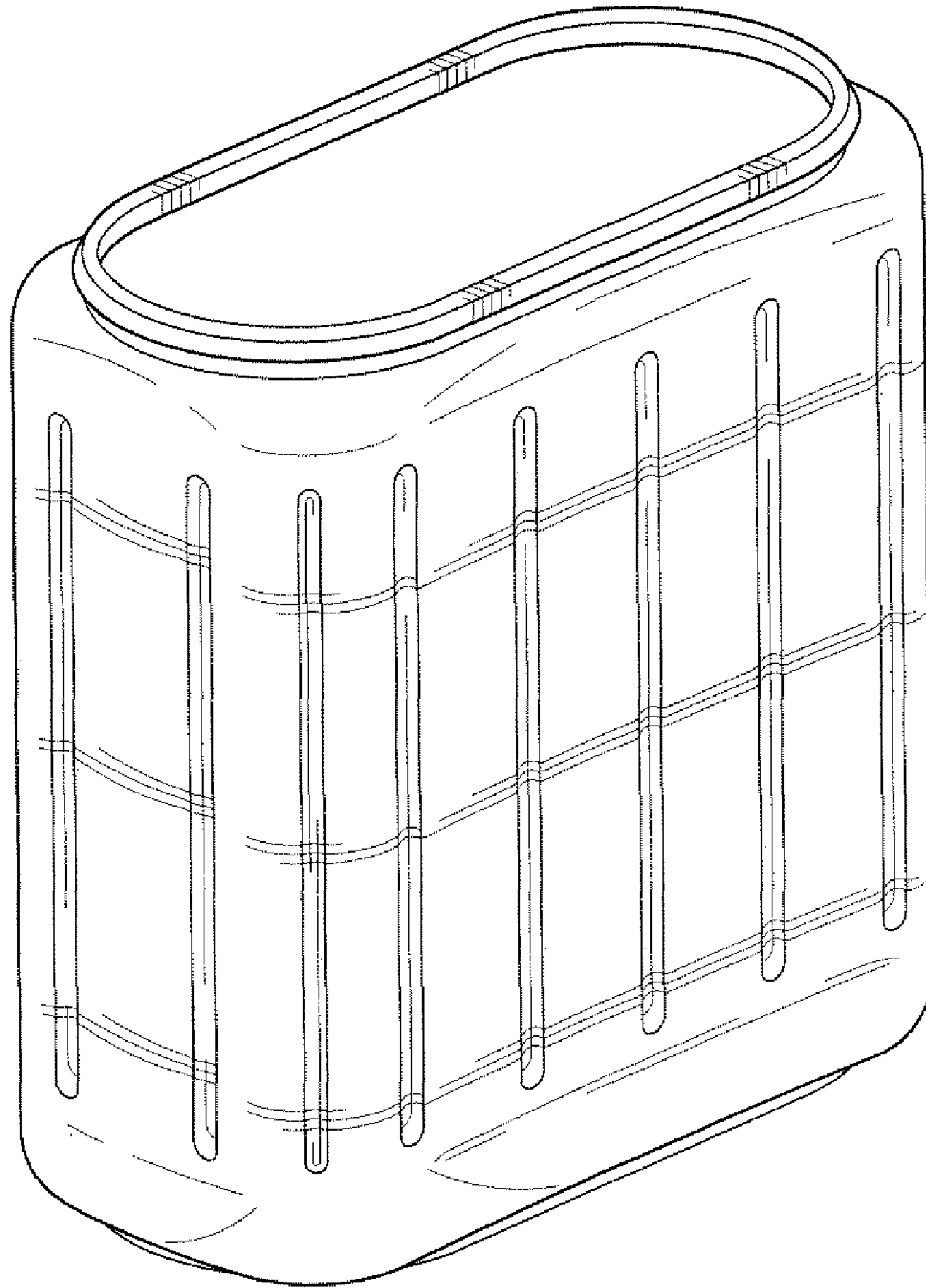


Fig-1

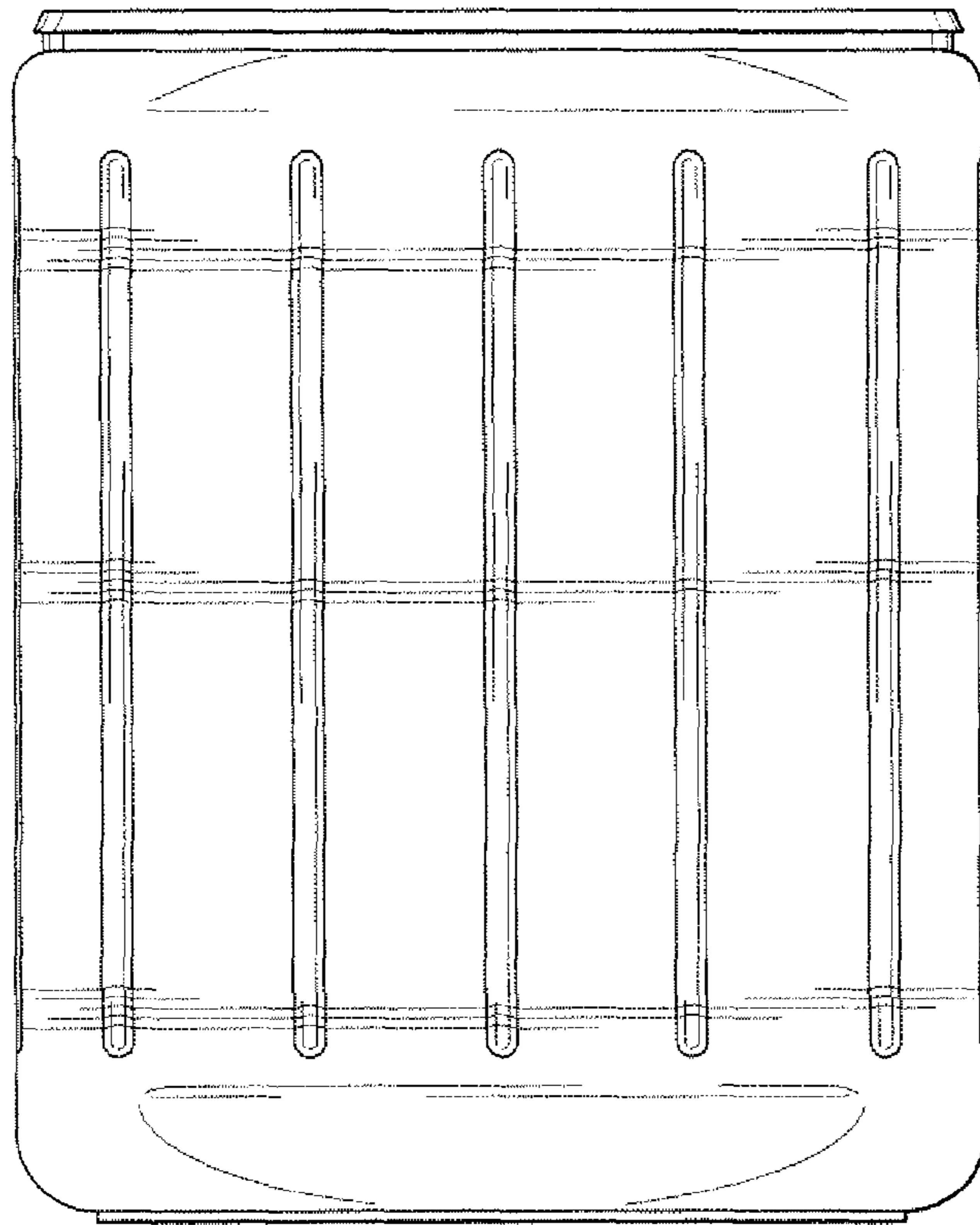


Fig-2




Fig-3

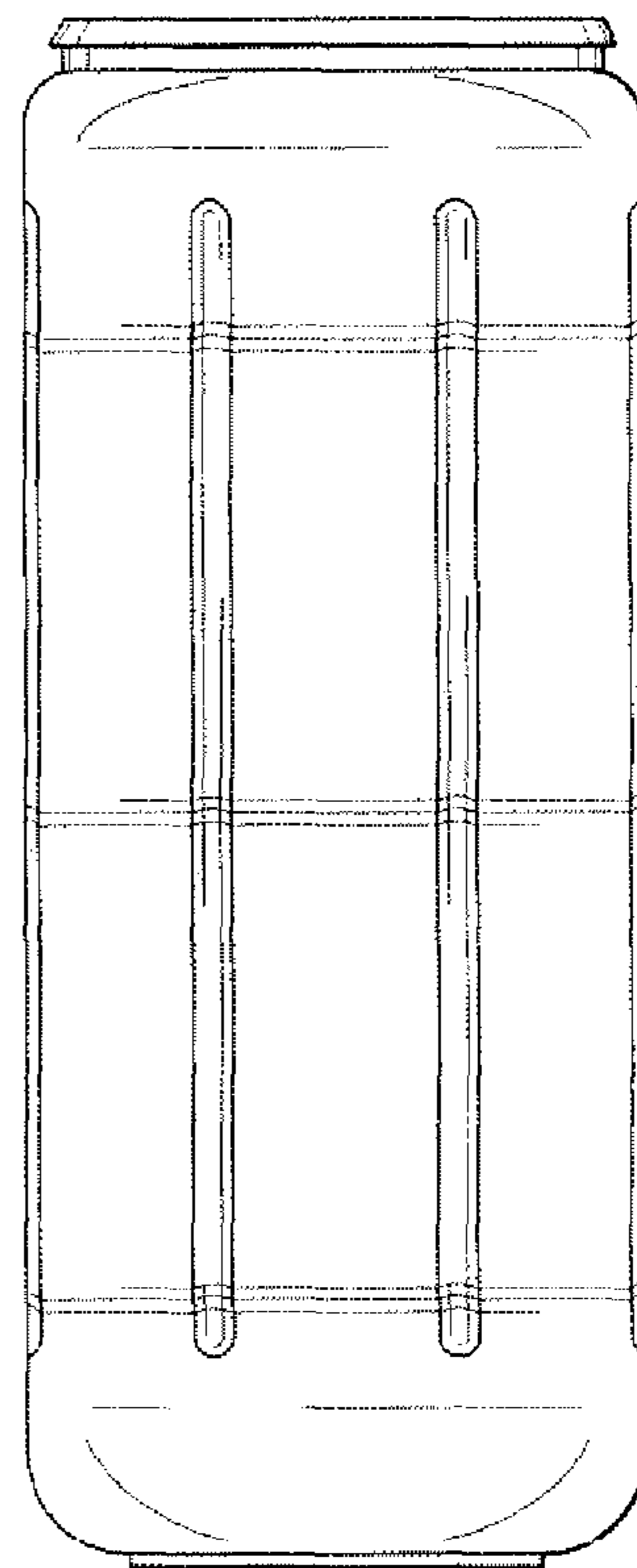


Fig-4




Fig-5

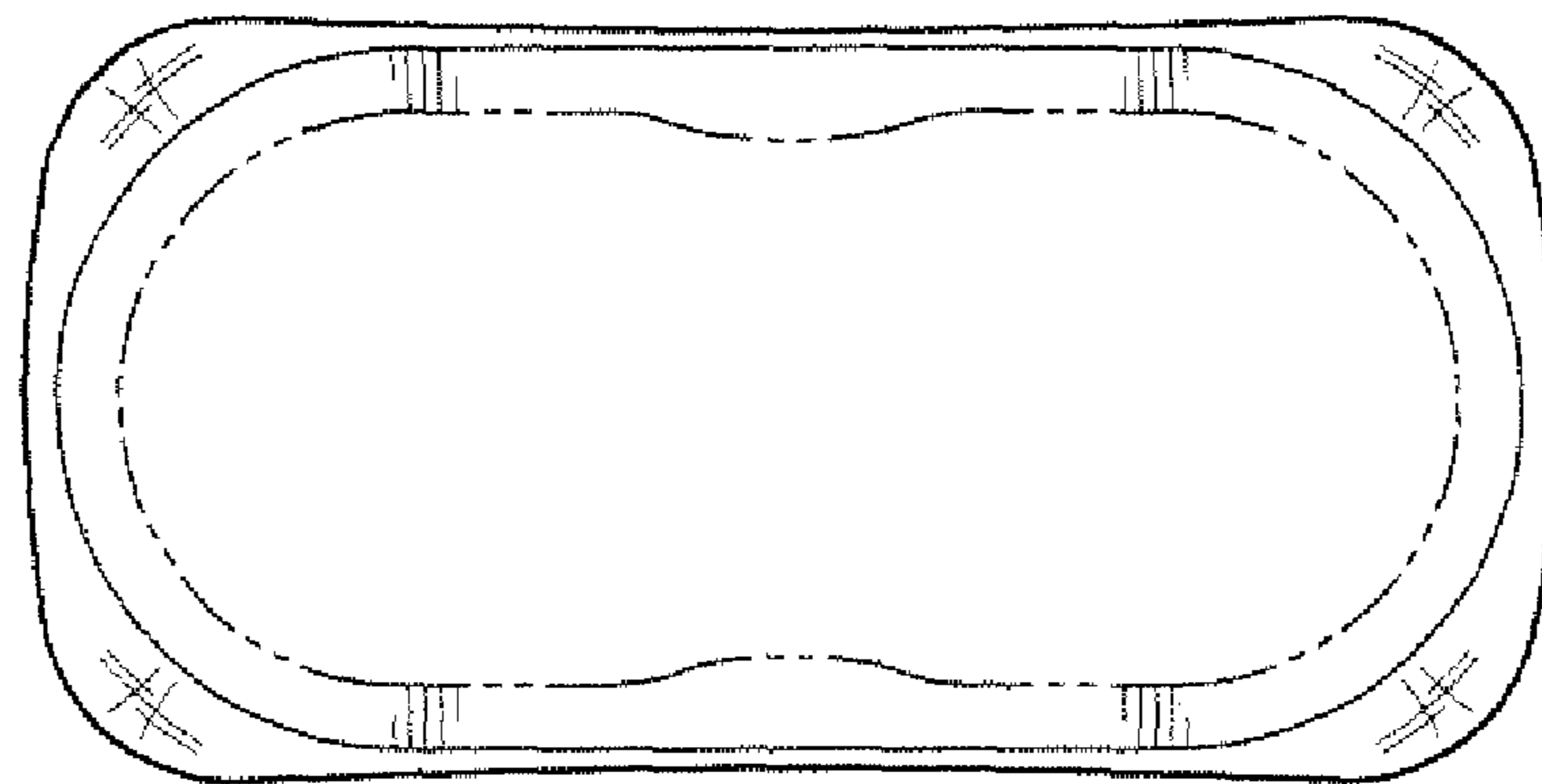


Fig-6