



US00D635451S

(12) **United States Design Patent**  
**Sekine**

(10) **Patent No.:** **US D635,451 S**

(45) **Date of Patent:** **\*\* Apr. 5, 2011**

(54) **FASTENER FOR BOARD BODY**  
(75) Inventor: **Tatsuya Sekine**, Yokohama (JP)  
(73) Assignee: **Nifco Inc.**, Yokohama-shi,  
Kanagawa-ken (JP)

D566,535 S \* 4/2008 Asano et al. .... D8/382  
D589,333 S \* 3/2009 Nakazato ..... D8/382  
D590,241 S \* 4/2009 Kubo et al. .... D8/382  
D617,178 S \* 6/2010 Sakai ..... D8/382  
D625,587 S \* 10/2010 Obuchi et al. .... D8/382  
2005/0244250 A1\* 11/2005 Okada et al. .... 411/508  
\* cited by examiner

(\*\*) Term: **14 Years**  
(21) Appl. No.: **29/347,896**  
(22) Filed: **Jul. 15, 2010**

*Primary Examiner* — Holly H Baynham  
*Assistant Examiner* — Sheryl Lane  
(74) *Attorney, Agent, or Firm* — Manabu Kanesaka

(30) **Foreign Application Priority Data**

Jan. 25, 2010 (JP) ..... 2010-001522

(51) **LOC (9) Cl.** ..... **08-08**  
(52) **U.S. Cl.** ..... **D8/382**  
(58) **Field of Classification Search** ..... D8/382,  
D8/349, 354; D11/86; 411/508–510; 403/300,  
403/345  
See application file for complete search history.

(57) **CLAIM**  
The ornamental design for a fastener for board body, as shown and described.

**DESCRIPTION**

(56) **References Cited**

**U.S. PATENT DOCUMENTS**

D293,882 S \* 1/1988 Takahashi ..... D8/386  
D374,610 S \* 10/1996 Shimazu ..... D8/382  
D390,776 S \* 2/1998 Ueno ..... D8/382  
D456,699 S \* 5/2002 Nakanishi ..... D8/382  
D498,414 S \* 11/2004 Yoneoka ..... D8/382  
6,910,840 B2 \* 6/2005 Anscher ..... 411/41  
D564,344 S \* 3/2008 Nakazato ..... D8/382  
D566,534 S \* 4/2008 Okada ..... D8/382

FIG. 1 is a front view of a fastener for board body showing my new design;  
FIG. 2 is a right side view thereof;  
FIG. 3 is a plan view thereof;  
FIG. 4 is a bottom view thereof;  
FIG. 5 is a sectional view taken along line 5—5 in FIG. 3;  
FIG. 6 is a side view thereof in a direction 6;  
FIG. 7 is a front view of a male member of the fastener for board body;  
FIG. 8 is a right side view of the male member of the fastener for board body;  
FIG. 9 is a bottom view of the male member of the fastener for board body; and,  
FIG. 10 is a plan view of a female member of the fastener for board body.  
FIGS. 7-10 are shown separated for ease of illustration.

**1 Claim, 5 Drawing Sheets**




Fig. 1




Fig. 2




Fig. 3

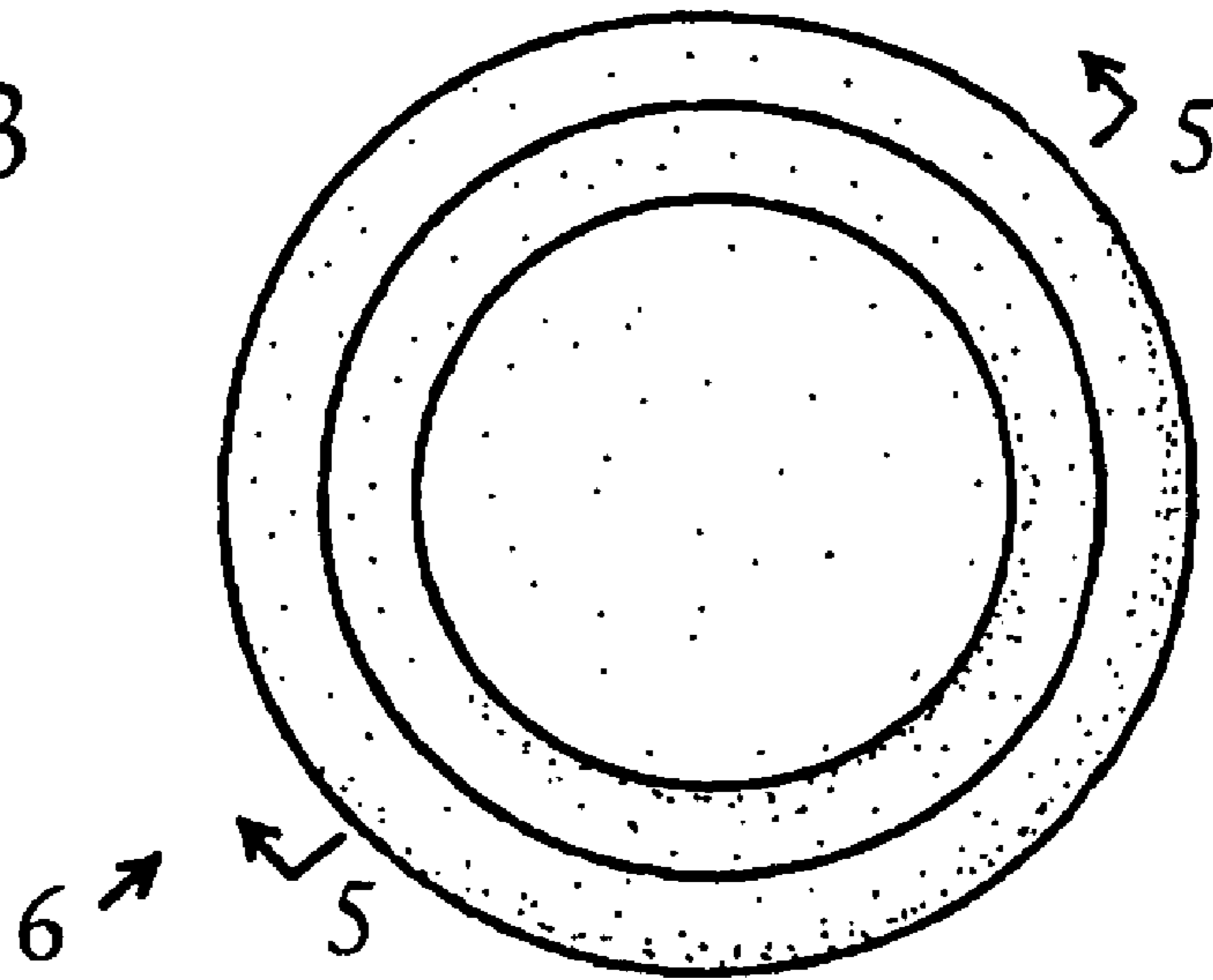


Fig. 4

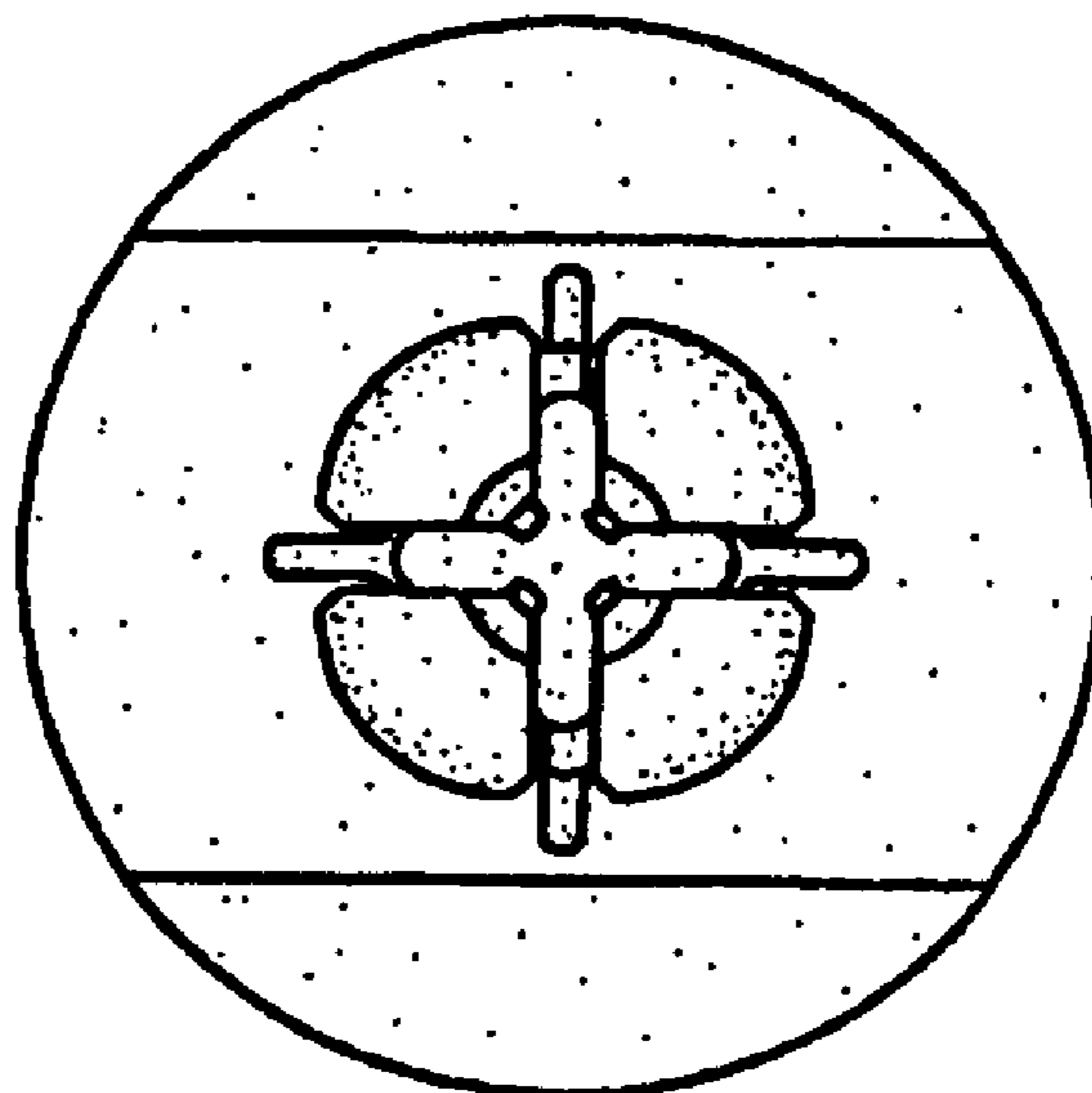


Fig. 5




Fig. 6

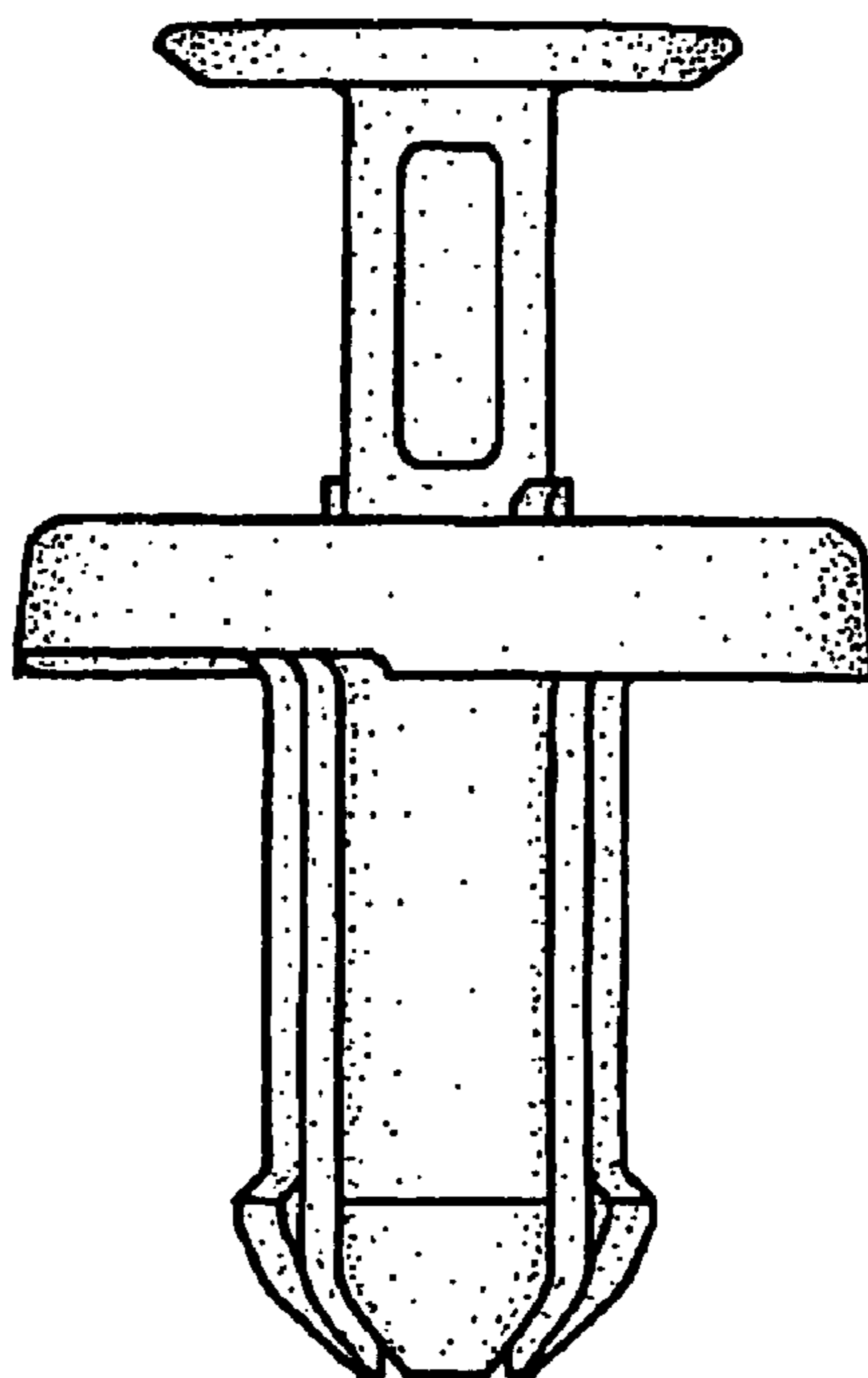


Fig. 7

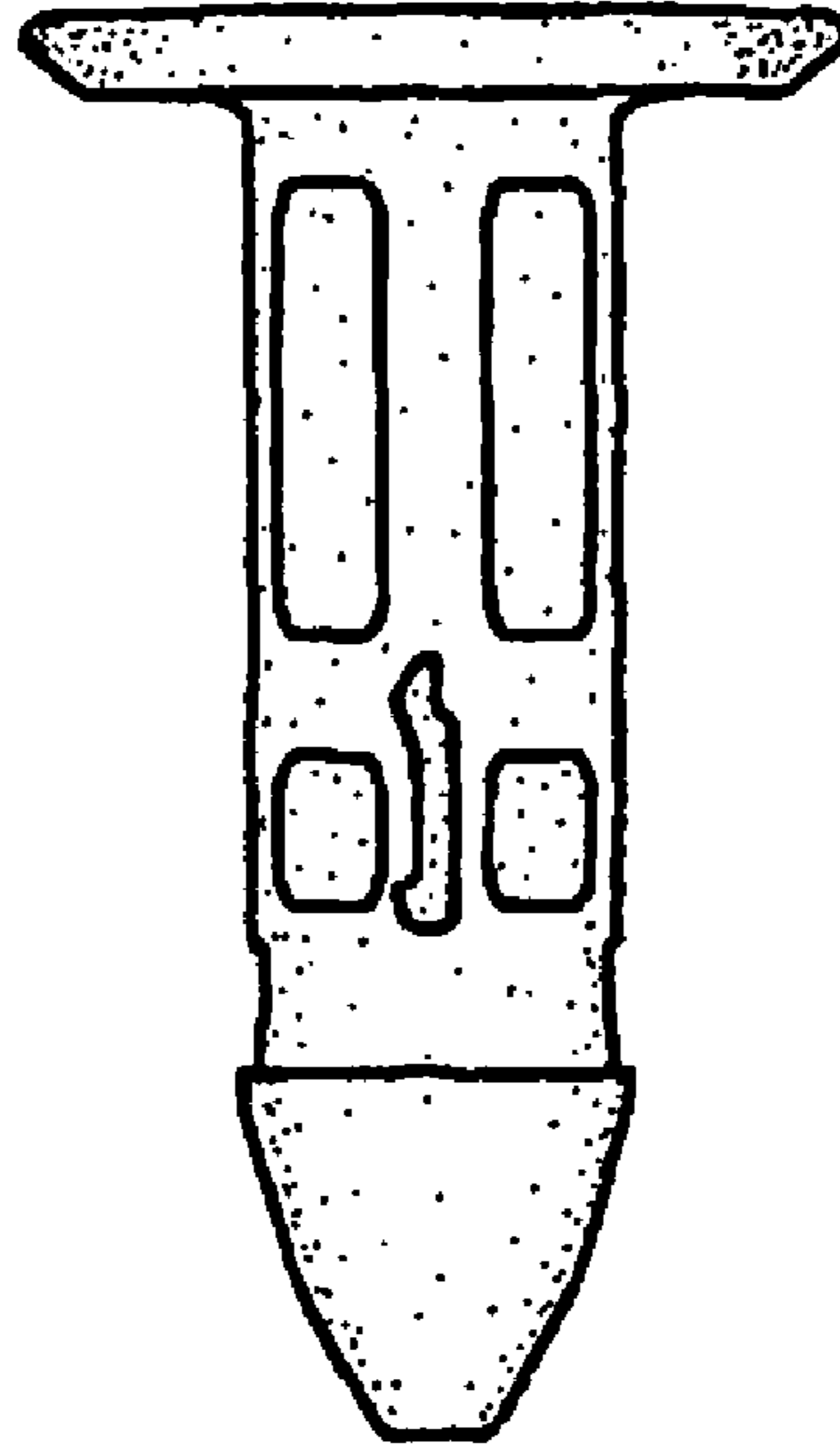


Fig. 8

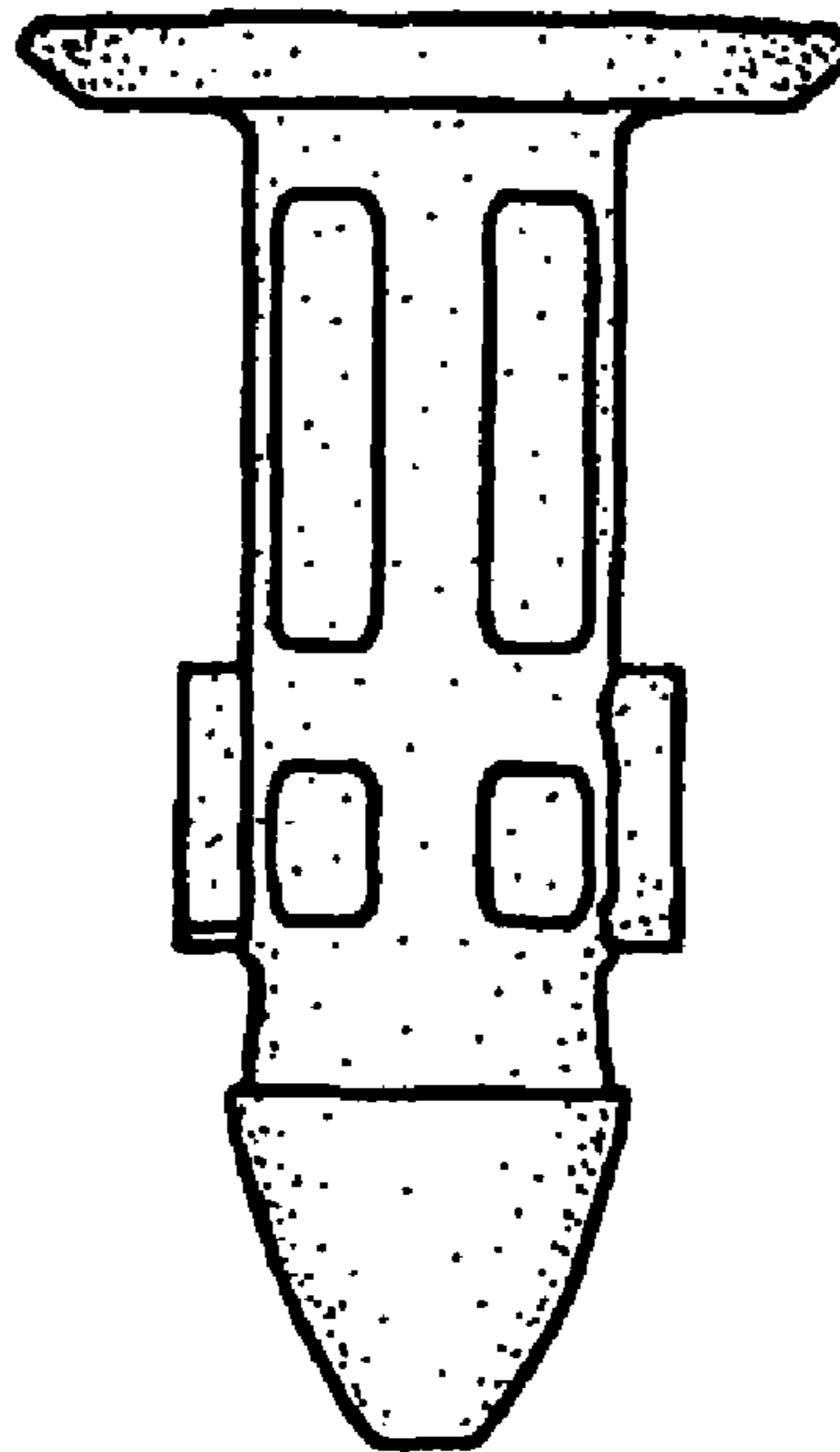


Fig. 9

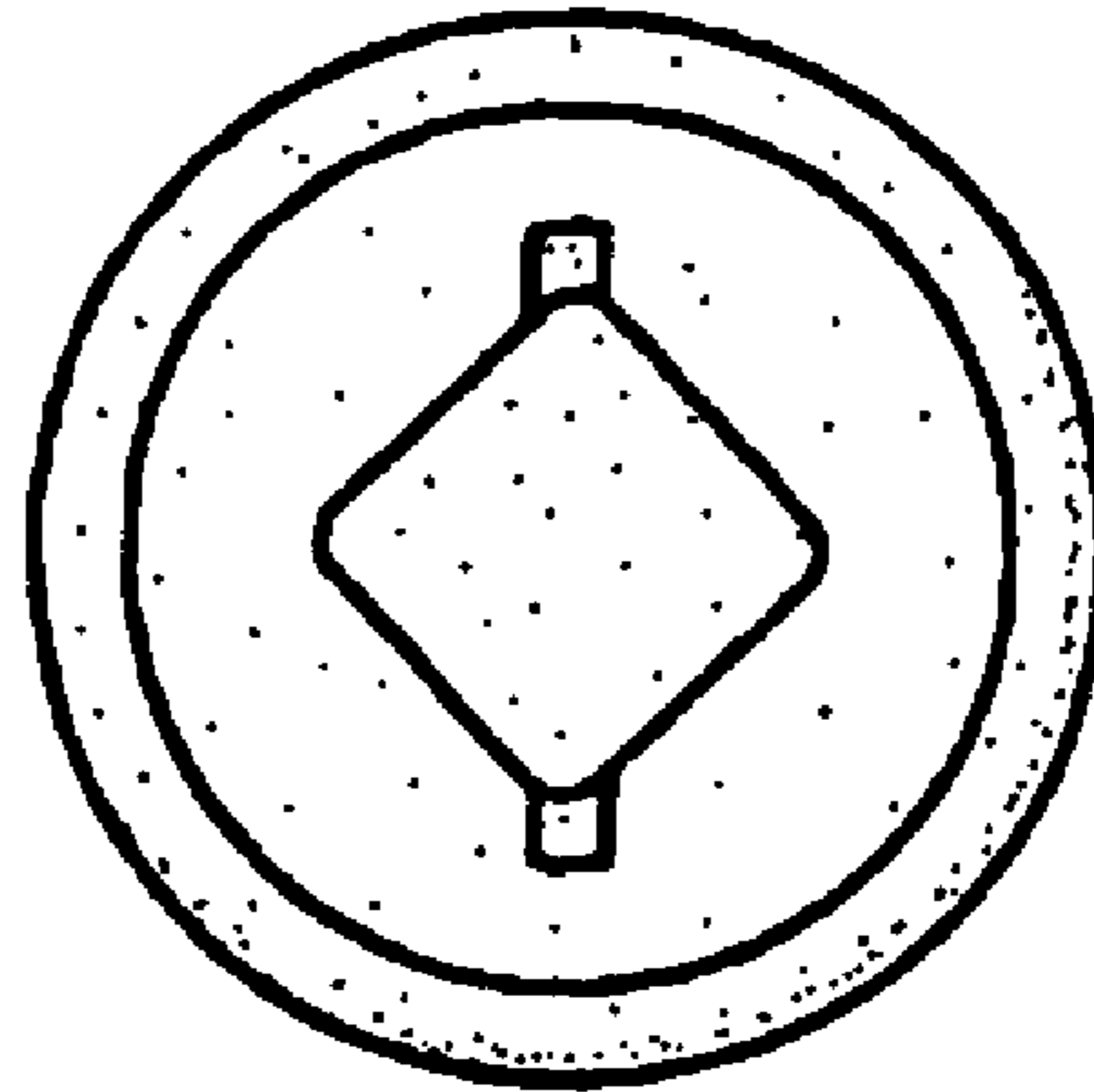


Fig. 10

