



US00D635448S

(12) **United States Design Patent**
Thuma et al.

(10) **Patent No.:** **US D635,448 S**

(45) **Date of Patent:** **** Apr. 5, 2011**

(54) **HOSE REEL ENCLOSURE**
(75) Inventors: **Michael Thuma**, La Grange, IL (US);
Michael R. Vogler, Oswego, IL (US)
(73) Assignee: **Suncast Technologies, LLC**, Palm
Beach Gardens, FL (US)
(**) Term: **14 Years**
(21) Appl. No.: **29/360,672**
(22) Filed: **Apr. 29, 2010**
(51) **LOC (9) Cl.** **08-05**
(52) **U.S. Cl.** **D8/359**
(58) **Field of Classification Search** D3/274;
D8/358, 359; 137/355.2, 355.26, 355.27;
242/390.8, 395, 395.1, 405.2, 406; 248/349.1
See application file for complete search history.

7,438,250 B2 * 10/2008 Anderson et al. 242/395
D582,758 S * 12/2008 Anderson et al. D8/359
D605,375 S * 12/2009 Anderson et al. D34/39
2008/0295894 A1 * 12/2008 Uffner et al. 137/355.27
2009/0151484 A1 * 6/2009 Mullen et al. 74/47
2010/0155520 A1 * 6/2010 Whitehead et al. 242/395.1

OTHER PUBLICATIONS

Hydro-powered hose reel, [on-line]; [retrieved from the Internet];
[downloaded Nov. 21, 2010]; URL: <www.frontgate.com/jump.
jsp?itemType=PRODUCT&itemID=28223>. (2 pages).*

* cited by examiner

Primary Examiner — Elizabeth A Albert
Assistant Examiner — Karen E Eldridge Powers
(74) *Attorney, Agent, or Firm* — McHale & Slavin, P.A.

(56) **References Cited**

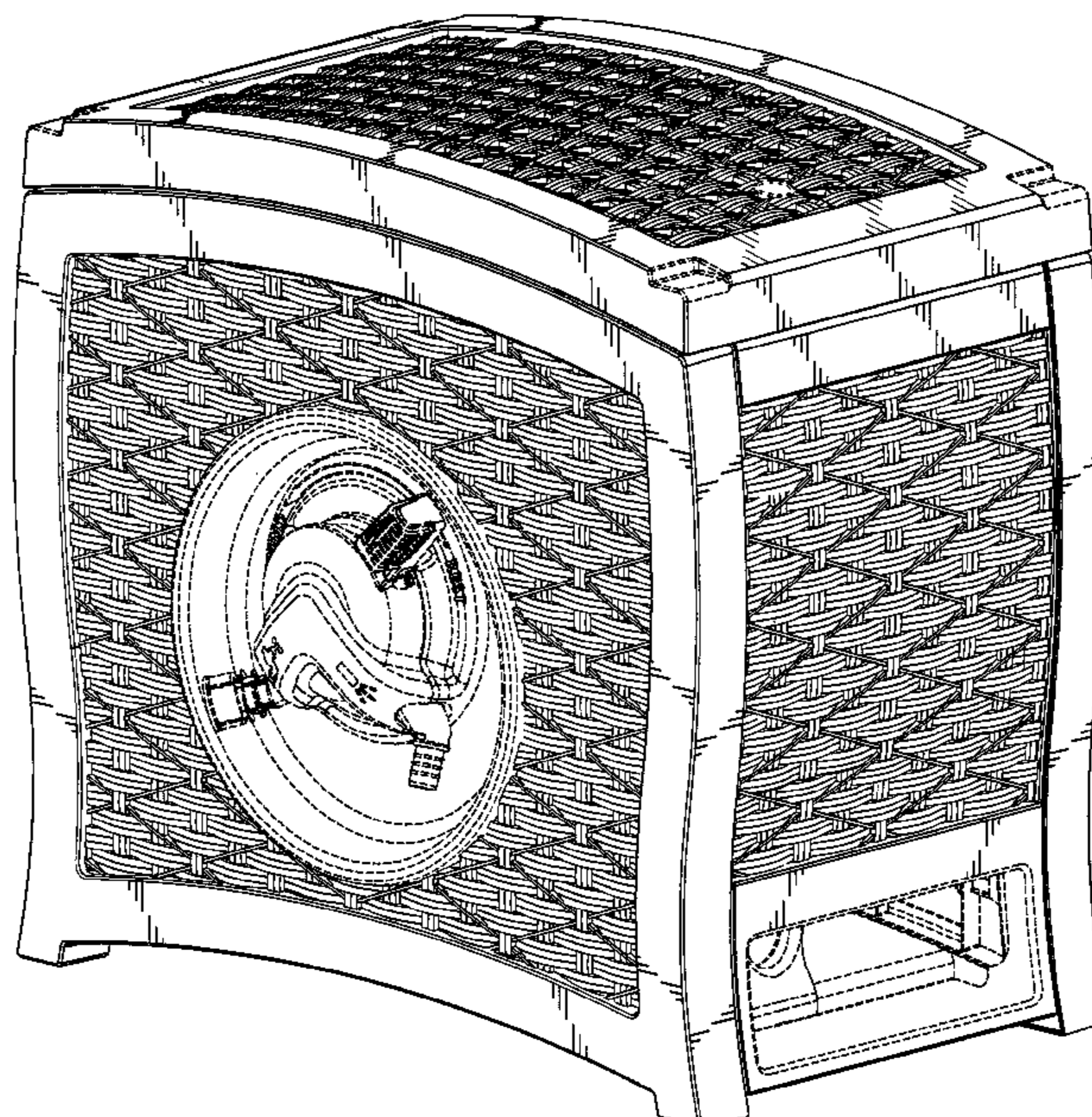
U.S. PATENT DOCUMENTS

D63,106 S * 10/1923 Krisher D32/37
D128,377 S * 7/1941 Horn D32/37
D218,700 S * 9/1970 Levin D32/37
D387,531 S * 12/1997 Tisbo et al. D34/1
D418,739 S * 1/2000 Whitehead et al. D8/359
6,050,291 A * 4/2000 Whitehead et al. 137/355.26
D429,418 S * 8/2000 Tisbo et al. D3/272
D432,002 S * 10/2000 Anderson et al. D8/359
D448,652 S * 10/2001 Spear et al. D8/359
D462,851 S * 9/2002 Montalbano D6/441
D463,147 S * 9/2002 Montalbano D6/369
D478,803 S * 8/2003 Markley D8/359
6,742,740 B2 * 6/2004 Tisbo et al. 242/395
6,877,687 B2 * 4/2005 Moon et al. 242/390.8
D506,123 S * 6/2005 English et al. D8/358
6,976,649 B2 * 12/2005 Tisbo et al. 242/395
D551,061 S * 9/2007 English et al. D8/359
7,360,748 B2 * 4/2008 Rosine et al. 248/349.1

DESCRIPTION

FIG. 1 is a perspective view of the hose reel enclosure of the instant invention;
FIG. 2 is a front view thereof;
FIG. 3 is a rear view thereof;
FIG. 4 is a right side view thereof;
FIG. 5 is a left side view thereof; and,
FIG. 6 is a top view thereof.
The broken lines immediately adjacent the shaded areas represent the bounds of the claimed design, while all other broken lines represent features of the article to which the claimed design is applied. None of the subject matter shown in broken lines forms a part of the claimed design.

1 Claim, 6 Drawing Sheets



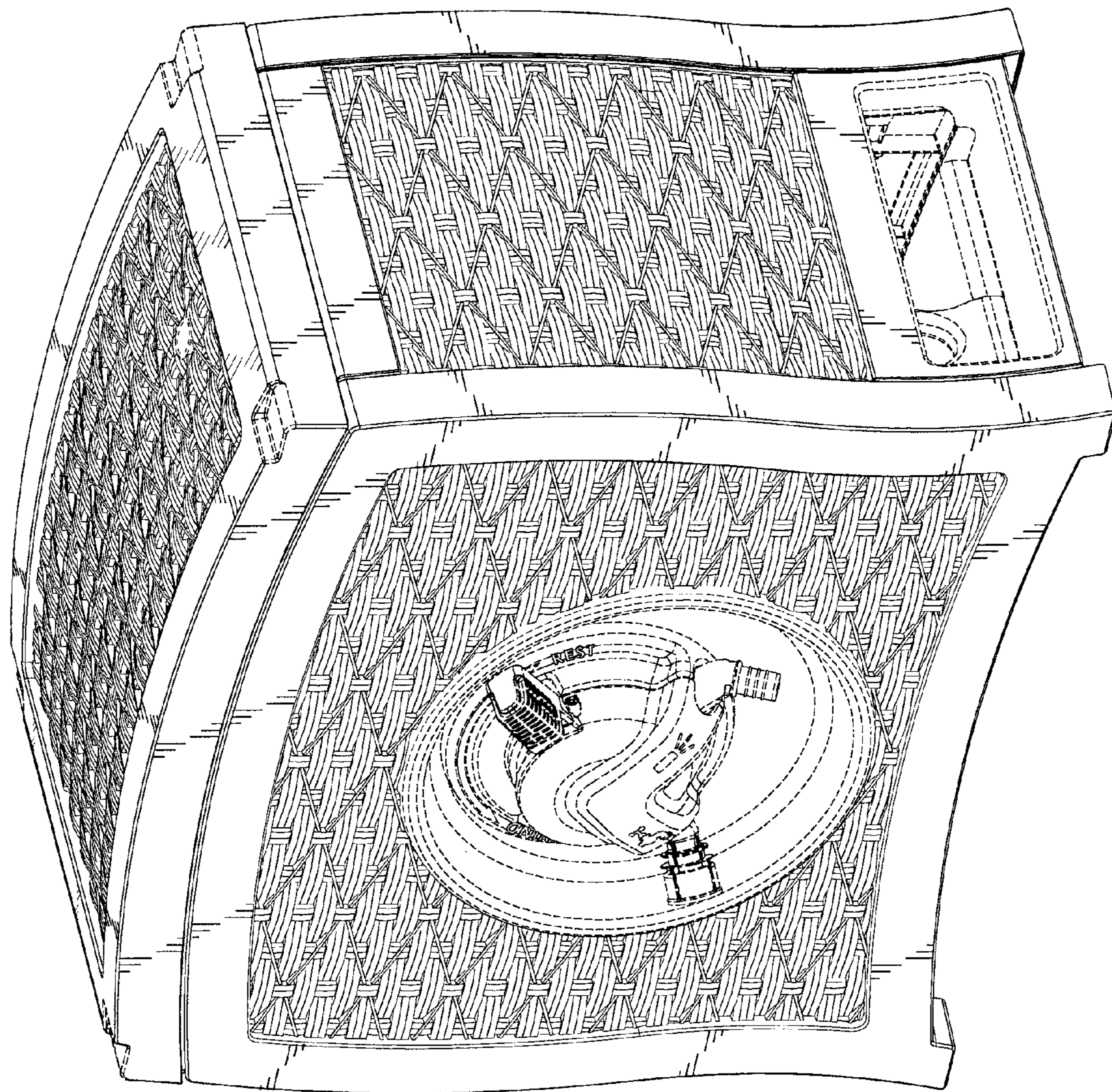


Fig. 1

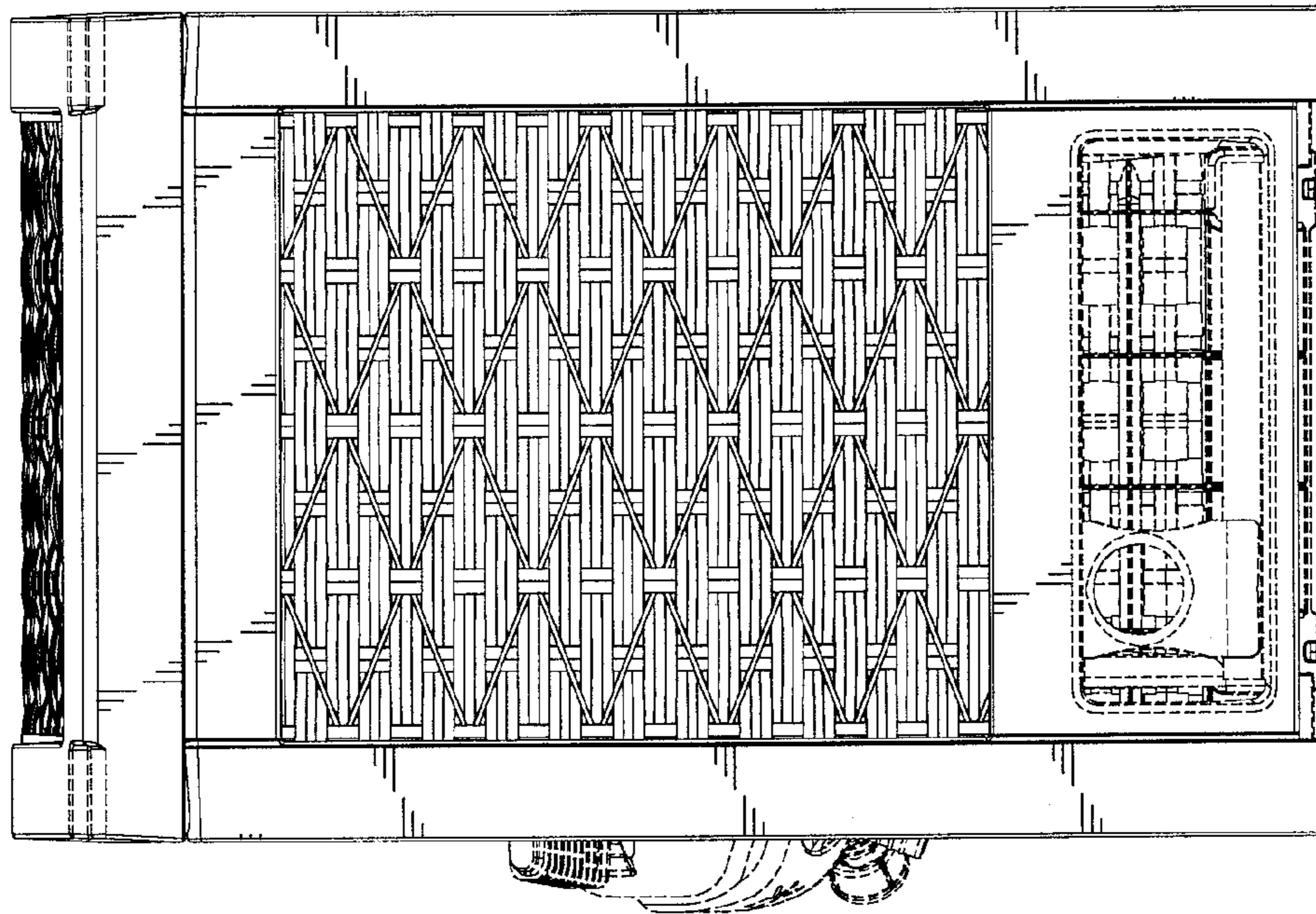


Fig. 2

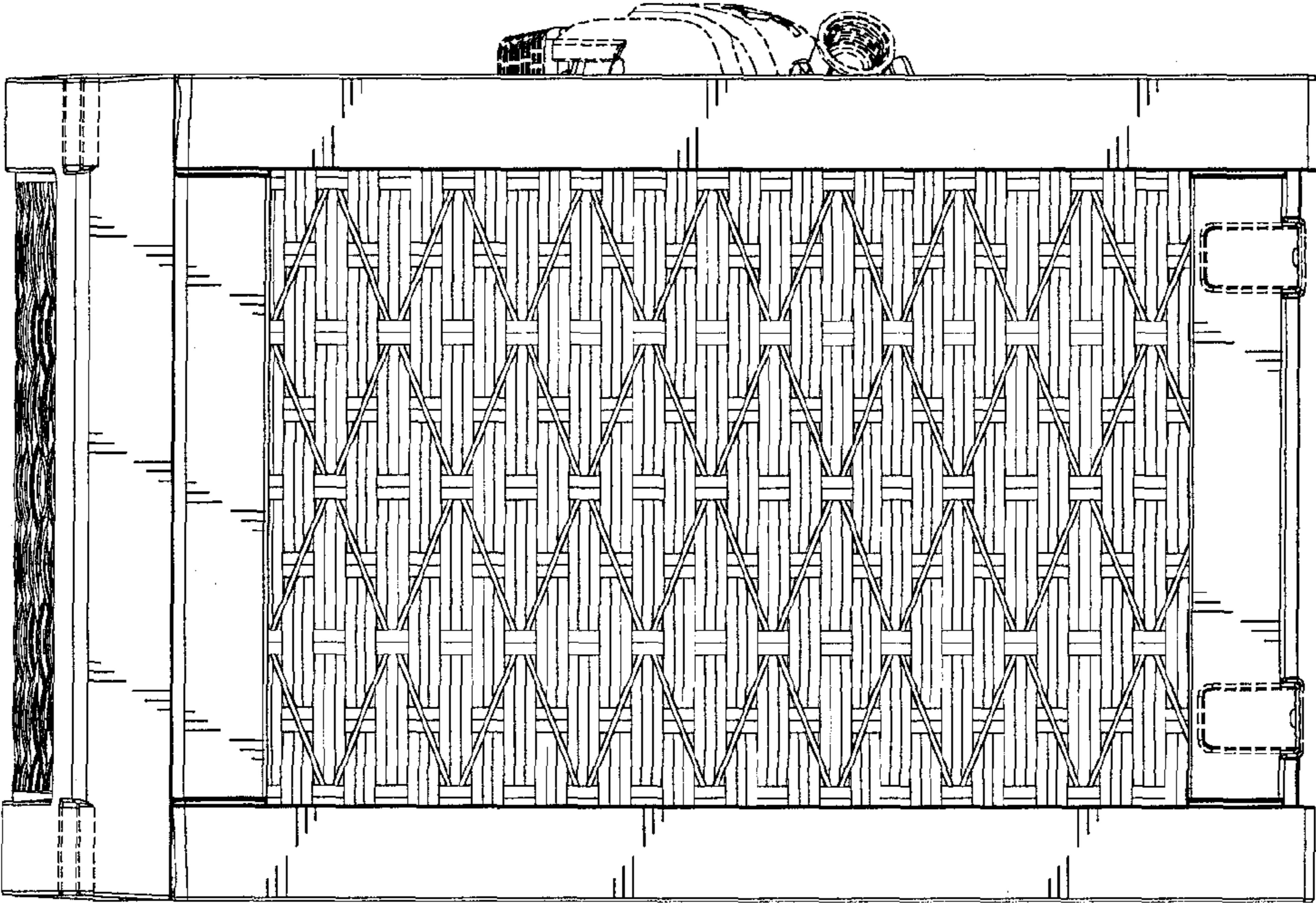


Fig. 3

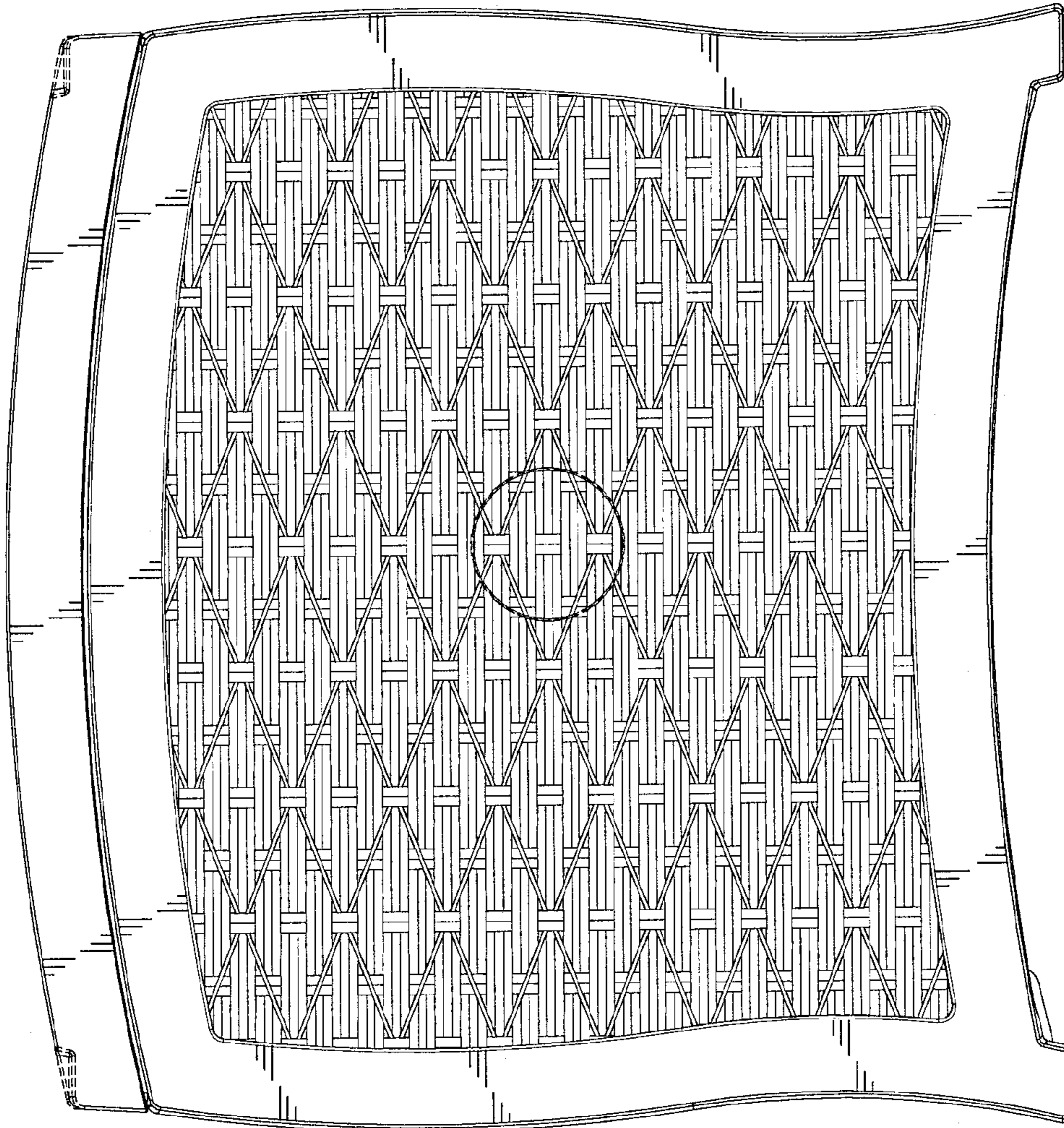


Fig. 4

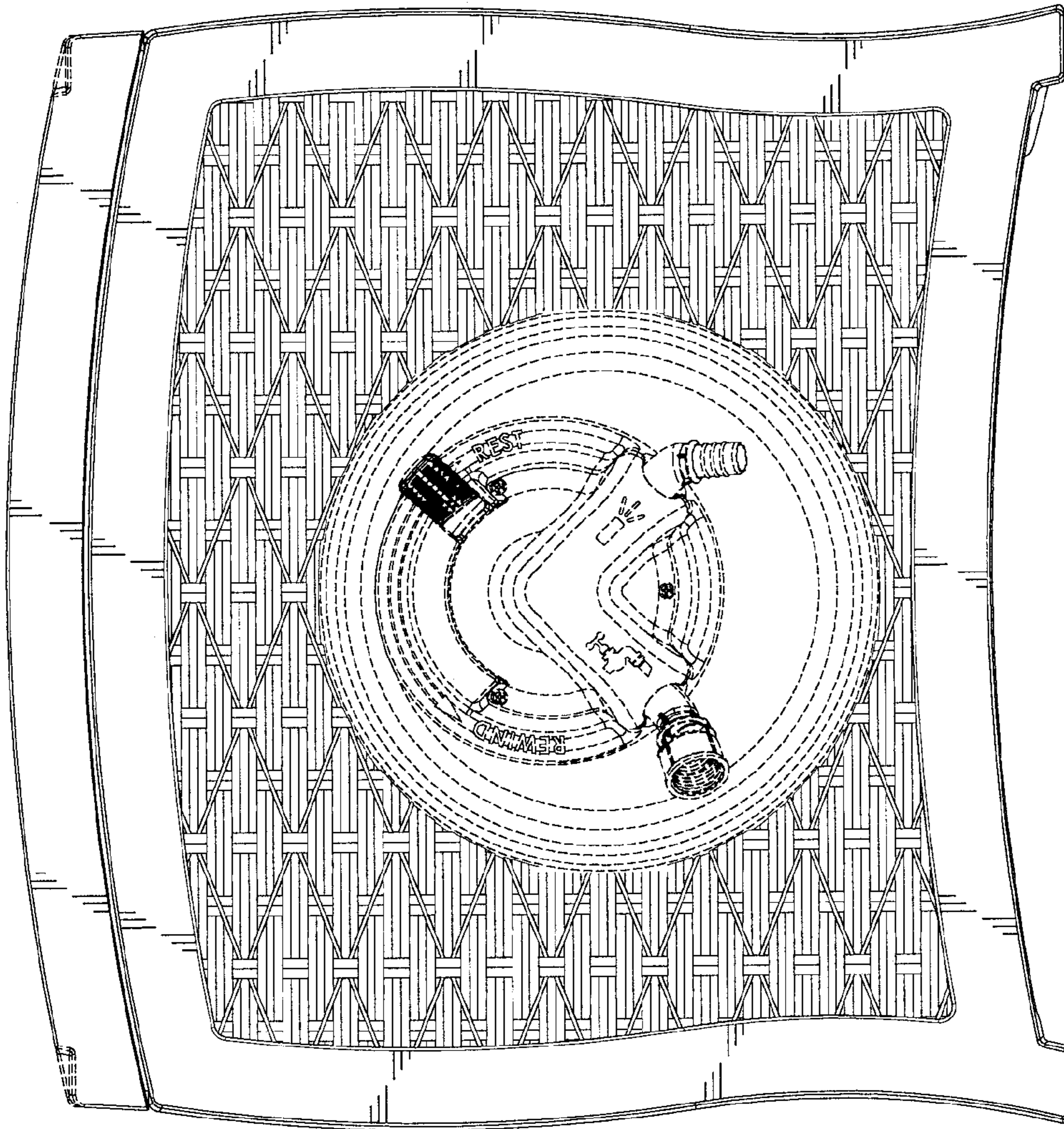


Fig. 5

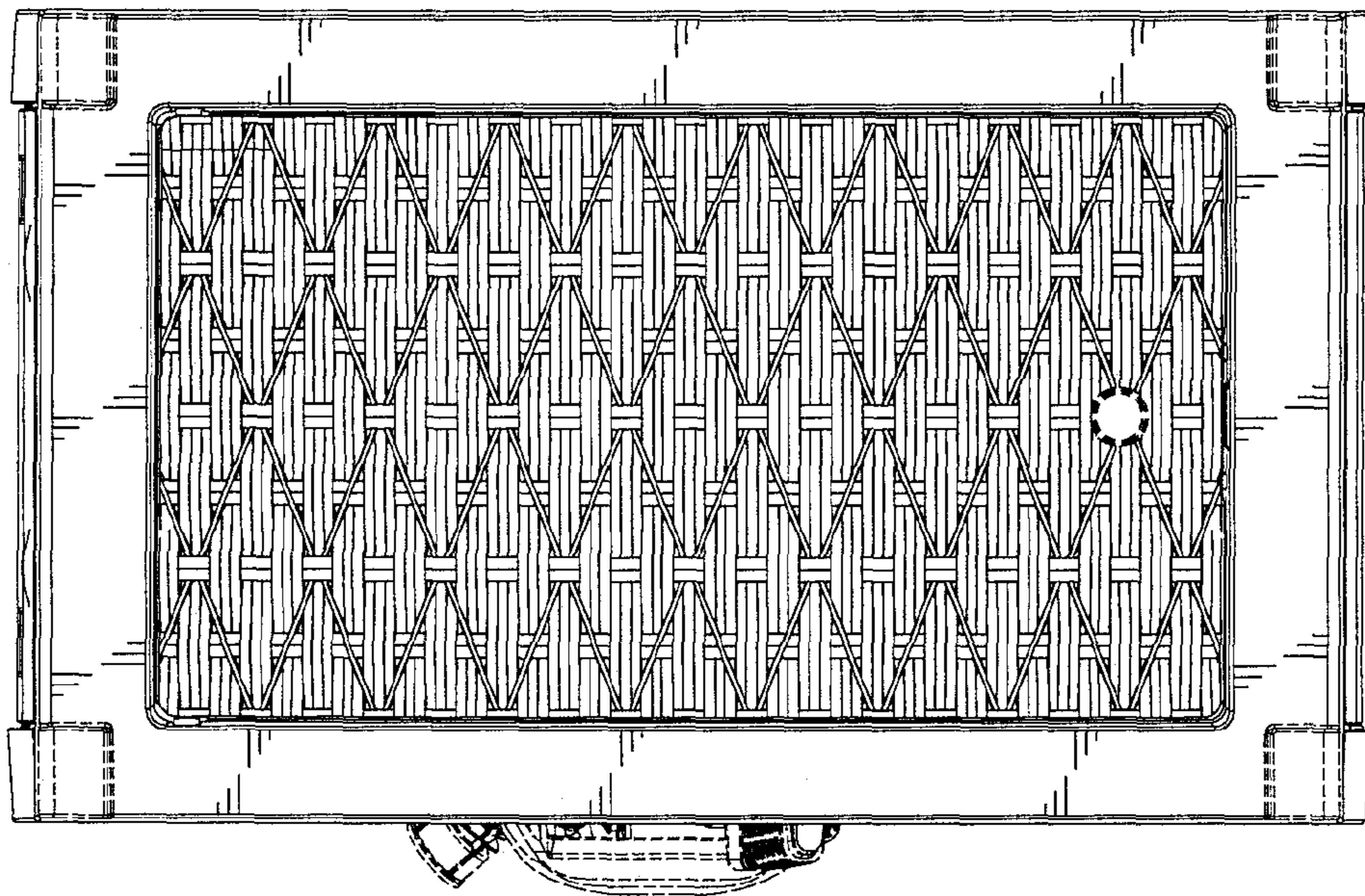


Fig. 6