



US00D635441S

(12) **United States Design Patent**
Roberts, III

(10) **Patent No.:** **US D635,441 S**

(45) **Date of Patent:** **** Apr. 5, 2011**

(54) **DECORATIVE ROSE**

(75) **Inventor:** **Rockwood Theodore Roberts, III,**
Carmel, IN (US)

(73) **Assignee:** **Schlage Lock Company,** Carmel, IN
(US)

(**) **Term:** **14 Years**

(21) **Appl. No.:** **29/368,087**

(22) **Filed:** **Aug. 18, 2010**

(51) **LOC (9) Cl.** **11-05**

(52) **U.S. Cl.** **D8/350; D8/353; D8/330**

(58) **Field of Classification Search** **D8/350–353,**
D8/330, 331, 346, 302, 341, 343, 338; D23/254,
D23/249; 174/66; 292/347, 357, DIG. 37;
70/271, 277, 278.1, 284, 278.4, 285, 450;
340/5.21, 5.54, 5.65, 5.73, 5.81, 5.85
See application file for complete search history.

(56) **References Cited**

U.S. PATENT DOCUMENTS

| | | | |
|--------------|---------|---------------------|--------|
| D471,079 S * | 3/2003 | Ellis et al. | D8/350 |
| D471,422 S * | 3/2003 | Ellis et al. | D8/301 |
| D471,786 S * | 3/2003 | Ellis et al. | D8/350 |
| D472,794 S * | 4/2003 | LaPlume et al. | D8/350 |
| D503,329 S * | 3/2005 | Berberet | D8/350 |
| D528,403 S * | 9/2006 | Xu et al. | D8/353 |
| D533,769 S * | 12/2006 | Xu et al. | D8/350 |
| D552,966 S * | 10/2007 | Roberts et al. | D8/350 |
| D552,967 S * | 10/2007 | Roberts et al. | D8/350 |
| D578,866 S * | 10/2008 | Kim | D8/353 |
| D579,760 S * | 11/2008 | Roberts, III | D8/353 |

| | | | |
|--------------|---------|---------------------|---------|
| D592,936 S * | 5/2009 | Douglas et al. | D8/350 |
| D593,399 S * | 6/2009 | Douglas et al. | D8/350 |
| D626,633 S * | 11/2010 | Montgomery | D23/254 |

* cited by examiner

Primary Examiner — Mark A Goodman

(74) *Attorney, Agent, or Firm* — Michael Best & Friedrich LLP

(57) **CLAIM**

The ornamental design for a decorative rose, as shown and described.

DESCRIPTION

FIG. 1 is a perspective view of a decorative rose embodying the invention.

FIG. 2 is a front elevational view of the decorative rose shown in FIG. 1.

FIG. 3 is a top plan view of the decorative rose shown in FIG. 1.

FIG. 4 is a bottom plan view of the decorative rose shown in FIG. 1.


FIG. 5 is a left side elevational view of the decorative rose shown in FIG. 1.

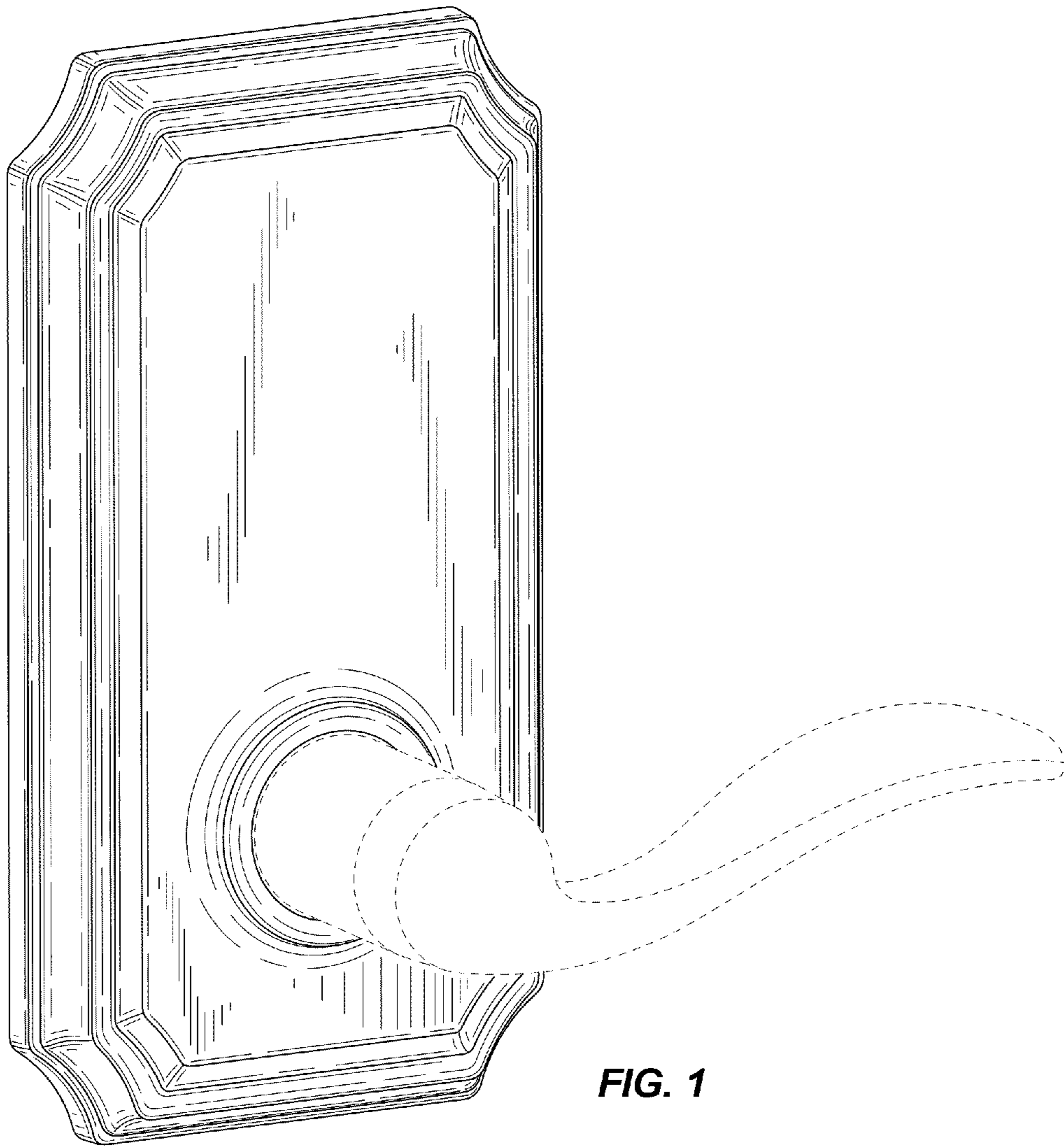
FIG. 6 is a right side elevational view of the decorative rose shown in FIG. 1; and,

FIG. 7 is a sectional view taken along line 7—7 in FIG. 2.

The rear view is not part of the claimed design. The broken line showing is for illustrative purposes only and forms no part of the claimed design. In FIG. 7, only the contour of the outer surface is being claimed.

1 Claim, 5 Drawing Sheets





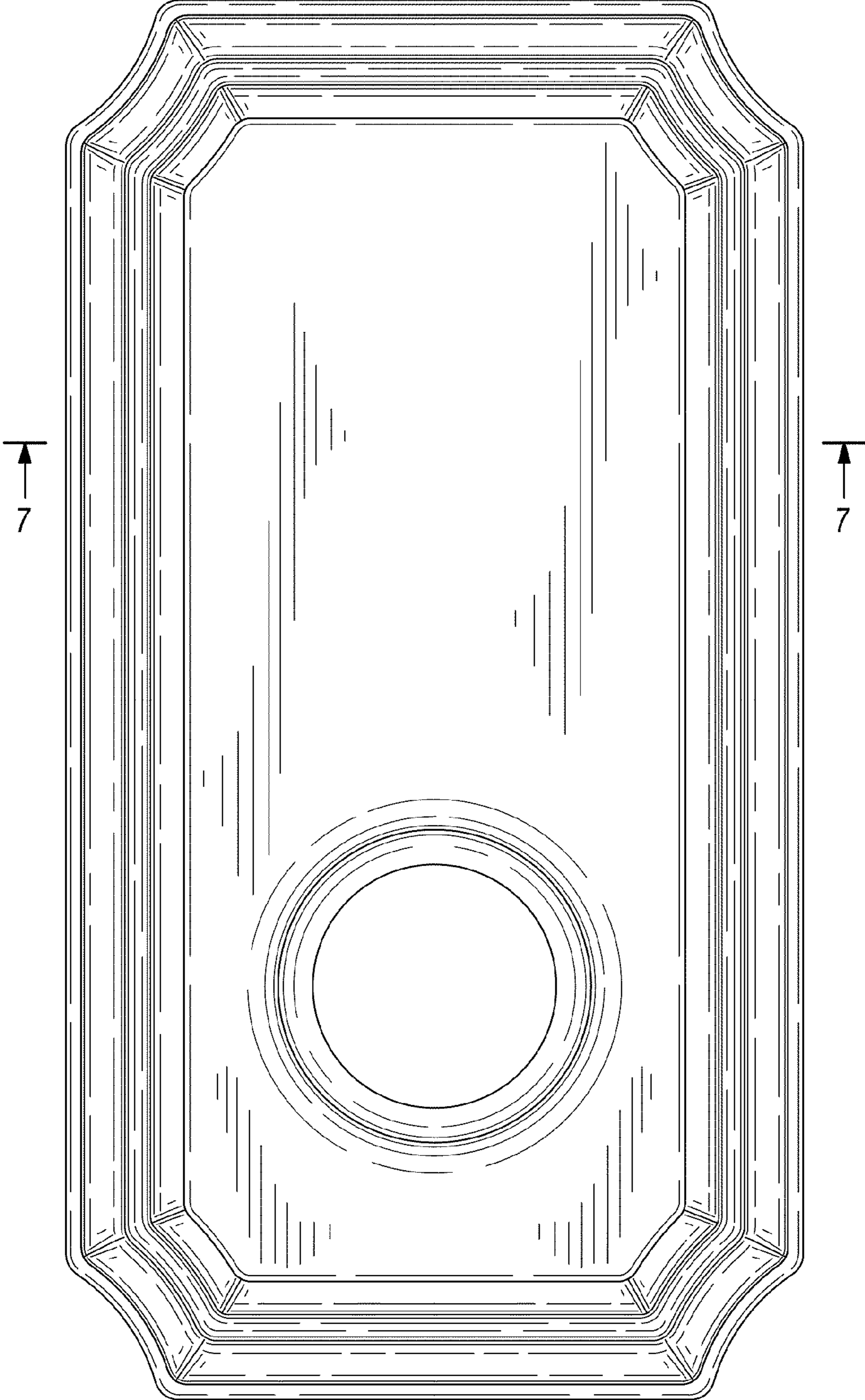


FIG. 2

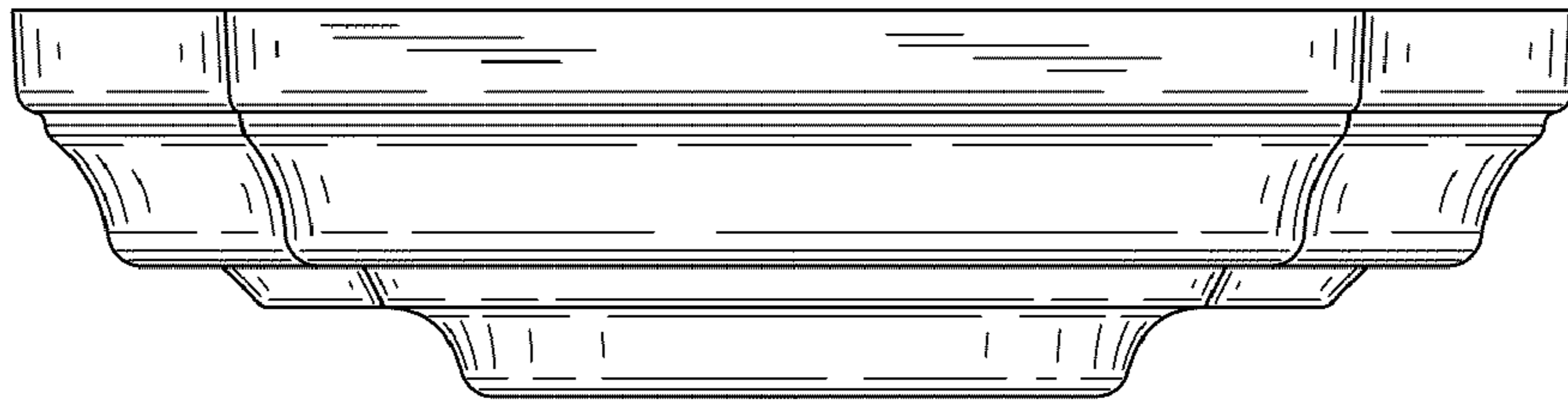


FIG. 3




FIG. 4

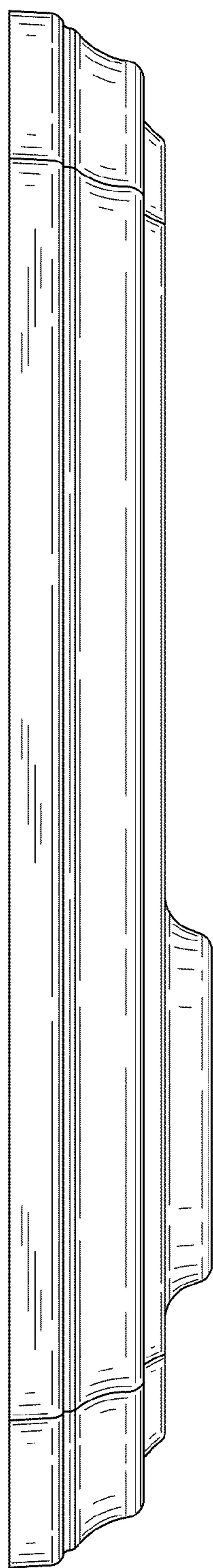


FIG. 5

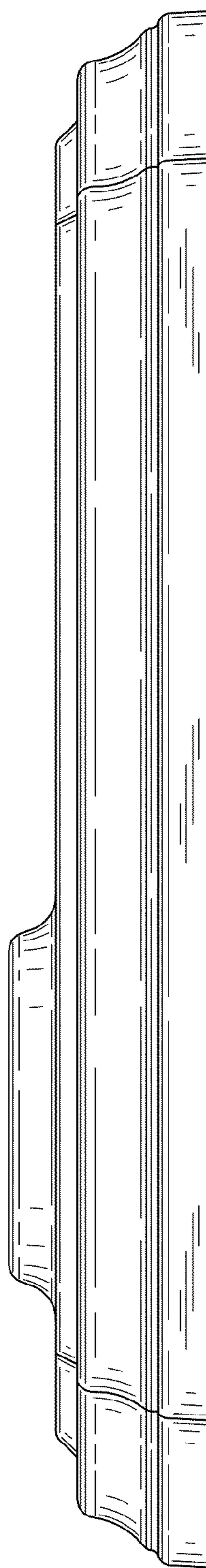


FIG. 6

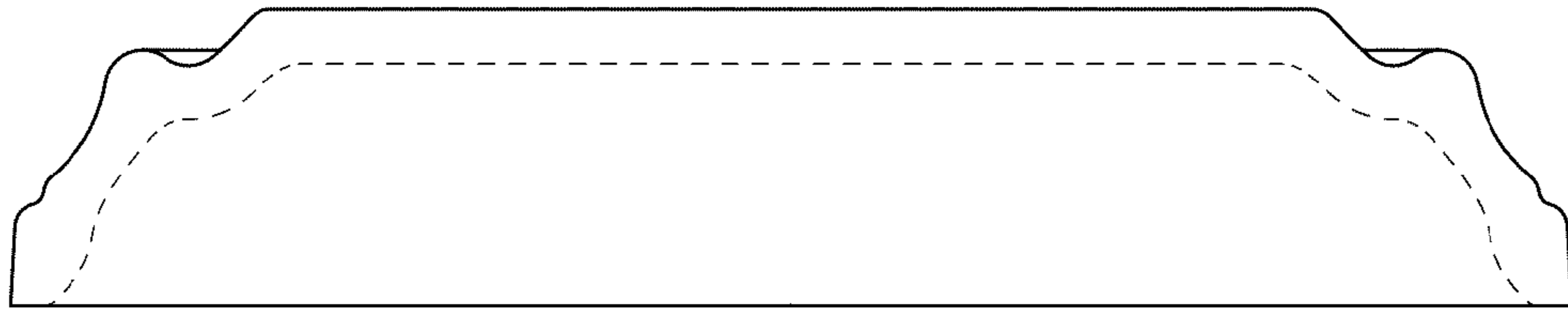


FIG. 7