

US00D635428S

(12) **United States Design Patent**
Lucus

(10) **Patent No.:** **US D635,428 S**
(45) **Date of Patent:** **** Apr. 5, 2011**

- (54) **LOCKING PLIERS JAW**
 - (75) Inventor: **Brett Lucas**, Huntersville, NC (US)
 - (73) Assignee: **Irwin Industrial Tool Company**,
Huntersville, NC (US)
 - (**) Term: **14 Years**
 - (21) Appl. No.: **29/342,309**
 - (22) Filed: **Aug. 21, 2009**
 - (51) **LOC (9) Cl.** **08-05**
 - (52) **U.S. Cl.** **D8/52**
 - (58) **Field of Classification Search** D8/4, 5,
D8/14, 22, 23, 51-56, 58-60, 105-107; 81/300,
81/302, 318, 415-424, 424.5, 426, 426.5,
81/427, 427.5
- See application file for complete search history.

(56) **References Cited**

U.S. PATENT DOCUMENTS

2,389,933	A *	11/1945	Rober	81/133
2,519,630	A	8/1950	Boyer et al.	
D164,505	S *	9/1951	Larson	D8/23
2,853,910	A *	9/1958	Petersen	81/368
3,176,551	A	4/1965	Hansen	
3,192,805	A	7/1965	Manning	
3,894,451	A *	7/1975	Putsch	81/424.5

(Continued)

FOREIGN PATENT DOCUMENTS

DE 9003713 U1 5/1990

(Continued)

OTHER PUBLICATIONS

European Search Report, Oct. 29, 2009.

Primary Examiner — Cathron C Brooks

Assistant Examiner — Deanna Fluegeman

(74) *Attorney, Agent, or Firm* — Dennis J. Williamson;
Moore & Van Allen, PLLC

(57) **CLAIM**

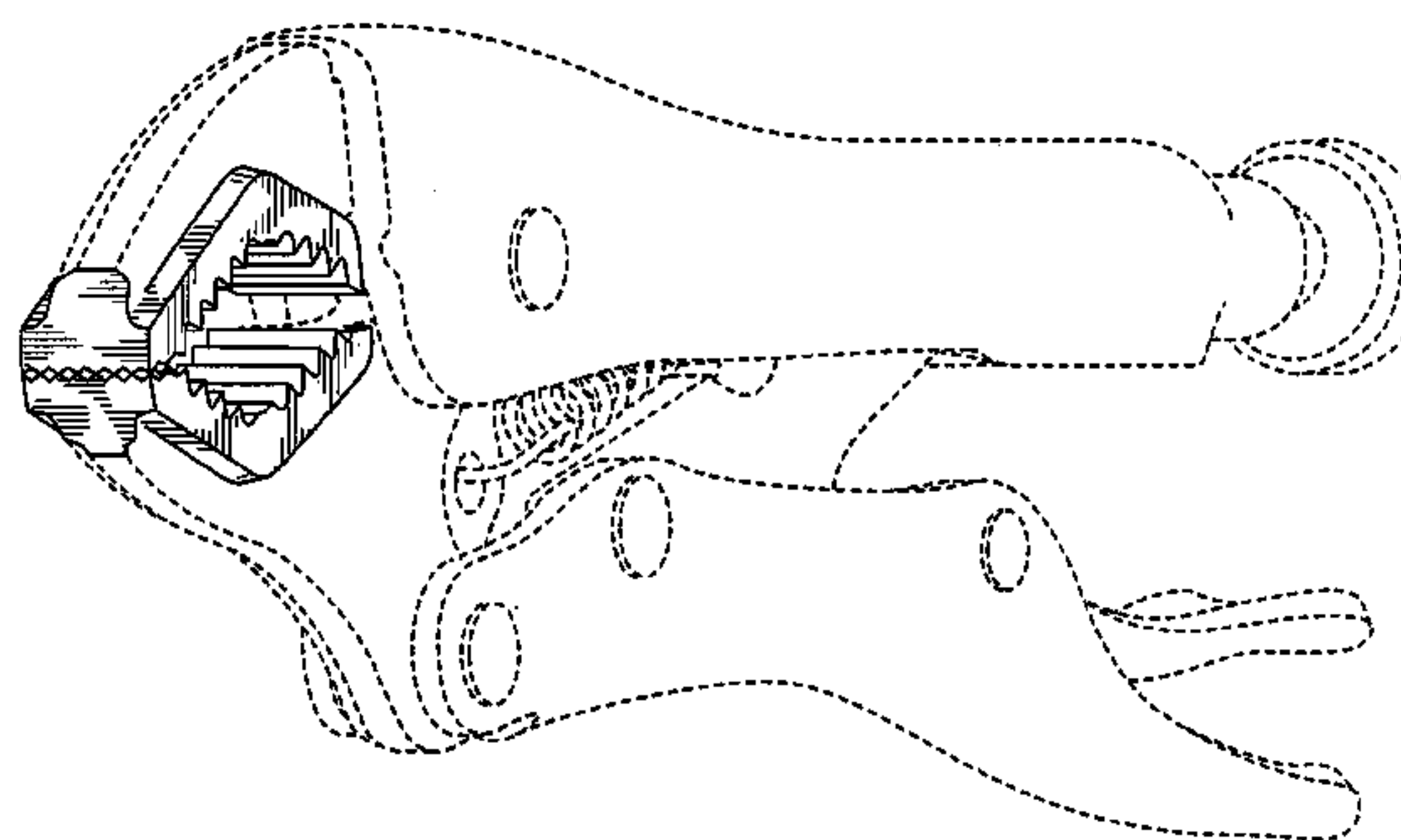
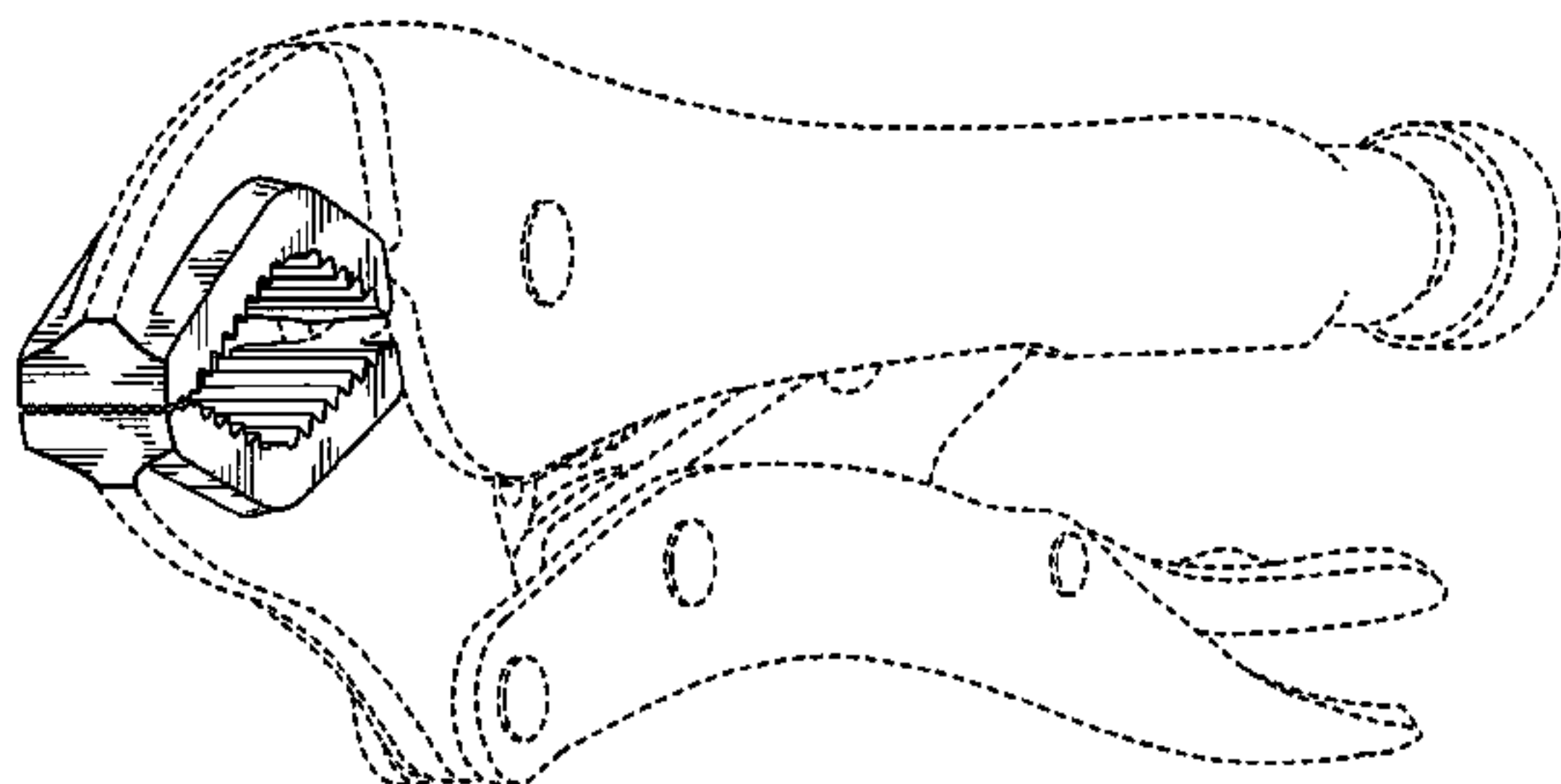
I claim the ornamental design design for a locking pliers jaw, as shown and described.

DESCRIPTION

FIG. 1 is a right side view of our new design for a locking pliers jaw, the left side view being identical;
 FIG. 2 is a front view showing my new design shown in FIG. 1;
 FIG. 3 is a back view showing my new design shown in FIG. 1;
 FIG. 4 is a top view showing my new design shown in FIG. 1;
 FIG. 5 is a bottom view showing my new design shown in FIG. 1;
 FIG. 6 is a perspective view showing my new design shown in FIG. 1;
 FIG. 7 is a right side view of a second embodiment of my new design for a locking pliers jaw, the left side view being identical;
 FIG. 8 is a front view showing my new design shown in FIG. 7;
 FIG. 9 is a back view showing my new design shown in FIG. 7;
 FIG. 10 is a top view showing my new design shown in FIG. 7;
 FIG. 11 is a bottom view showing my new design shown in FIG. 7;
 FIG. 12 is a perspective view showing my new design shown in FIG. 7;
 FIG. 13 is a right side view of a third embodiment of my new design for a locking pliers jaw, the left side view being identical;
 FIG. 14 is a front view showing my new design shown in FIG. 13;
 FIG. 15 is a back view showing my new design shown in FIG. 13;
 FIG. 16 is a top view showing my new design shown in FIG. 13;
 FIG. 17 is a bottom view showing my new design shown in FIG. 13; and,
 FIG. 18 is a perspective view showing my new design shown in FIG. 13.

The portions shown in broken lines are not part of the claimed design but show the environment in which the design is associated.

1 Claim, 9 Drawing Sheets



US D635,428 S

Page 2

U.S. PATENT DOCUMENTS

4,232,573	A	11/1980	Dace, Jr. et al.	
D258,930	S *	4/1981	Wahlberg	D8/52
D260,476	S *	9/1981	Knaus	D8/52
4,296,655	A	10/1981	Tesoro	
4,438,669	A	3/1984	Hastings et al.	
4,603,607	A	8/1986	Schaffner, Jr.	
4,662,252	A	5/1987	Warheit	
4,719,827	A	1/1988	Igarashi	
4,726,265	A *	2/1988	Reich	81/411
4,753,140	A	6/1988	Majima	
4,890,519	A	1/1990	Le Duc	
4,893,530	A	1/1990	Warheit	
4,901,609	A	2/1990	Crum	
4,922,770	A	5/1990	Dlugolecki et al.	
5,060,543	A	10/1991	Warheit	
5,134,908	A	8/1992	Fisher	
5,351,584	A	10/1994	Warheit	
D362,603	S *	9/1995	Woo	D8/23
2,727,417	A	12/1995	Eifel	
5,660,089	A	8/1997	Chow	
D398,497	S *	9/1998	Gomas	D8/52
5,850,768	A	12/1998	Chow	
6,000,303	A	12/1999	Chang	
6,019,020	A	2/2000	Liou	
D424,387	S *	5/2000	Neff	D8/22
6,101,908	A	8/2000	Azkona	
D435,410	S *	12/2000	Lin	D8/23
6,161,455	A	12/2000	Ping	
D437,756	S *	2/2001	Lin	D8/52
6,199,458	B1	3/2001	Wrigley et al.	
6,199,459	B1	3/2001	Azkona	
6,212,978	B1	4/2001	Seber et al.	
D442,451	S *	5/2001	Berg	D8/52
6,227,081	B1	5/2001	Bally et al.	
D447,027	S *	8/2001	Lin	D8/52

6,279,431	B1	8/2001	Seber et al.	
6,311,588	B1	11/2001	St. John et al.	
6,318,217	B1	11/2001	Emhardt et al.	
6,327,943	B1	12/2001	Wrigley et al.	
6,378,404	B1	4/2002	Bally et al.	
6,467,380	B1	10/2002	Azkona	
6,497,165	B1 *	12/2002	Schulz et al.	81/413
D474,380	S *	5/2003	Chartier et al.	D8/23
6,892,609	B2	5/2005	Kuo	
7,040,201	B2	5/2006	Engvall	
7,100,480	B2	9/2006	Engvall	
7,146,888	B2 *	12/2006	Martinka	81/407
7,222,558	B2 *	5/2007	Schmitt et al.	81/411
D543,812	S *	6/2007	Burry et al.	D8/52
D564,848	S *	3/2008	Salazar et al.	D8/23
D571,172	S *	6/2008	Yu	D8/22
D588,890	S *	3/2009	Picaza Ibarrondo	D8/52
D589,315	S *	3/2009	Herrmann	D8/52
2002/0139227	A1	10/2002	Azkona	

FOREIGN PATENT DOCUMENTS

DE	9113870	U	12/1992
DE	19909224	A1	9/2000
DE	19963818	A1	7/2001
DE	20201841	U1	8/2002
DE	202004015521	U1	10/2005
DE	202005013501	U1	11/2005
EP	0216717	A	4/1987
FR	2218971	A	9/1974
GB	27941		7/1914
GB	2166382	A	5/1986
GB	2334913	A	9/1999
WO	9518699	A1	7/1995
WO	9944790	A1	9/1999

* cited by examiner

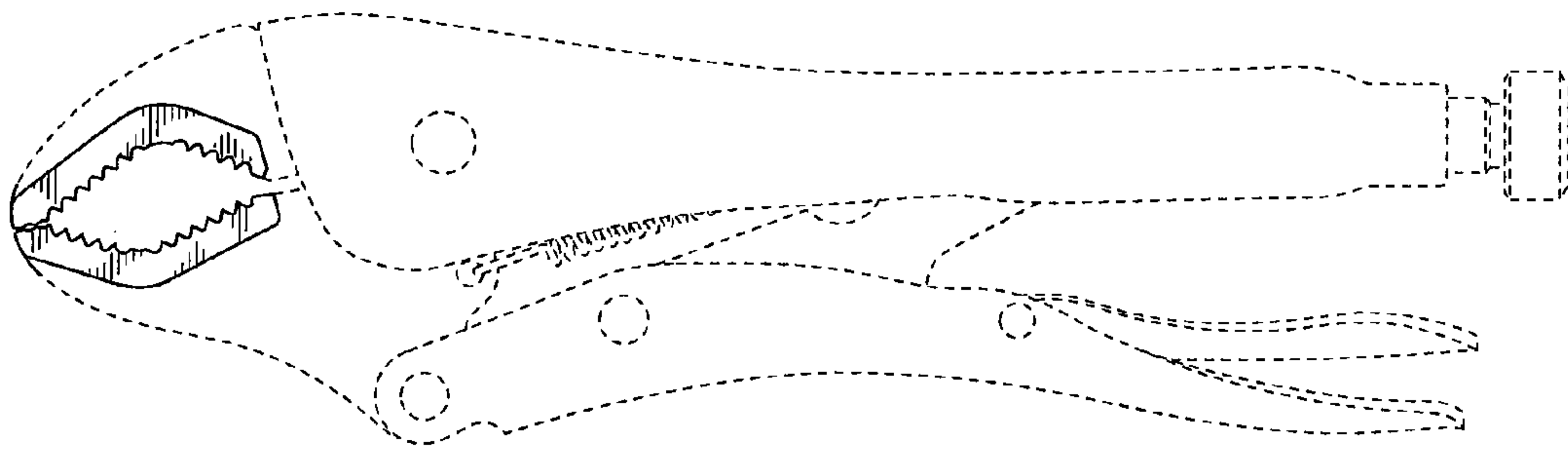


FIG. 1

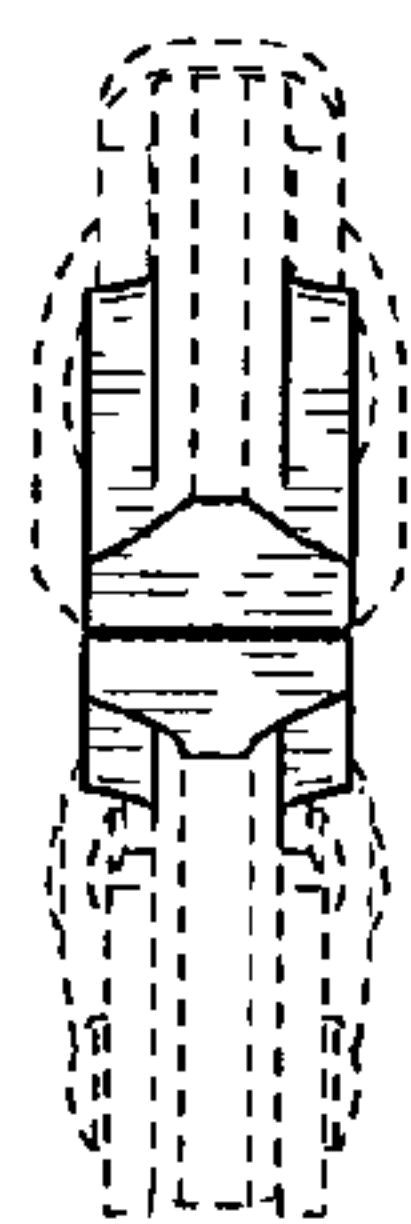


FIG. 2



FIG. 3




FIG. 4

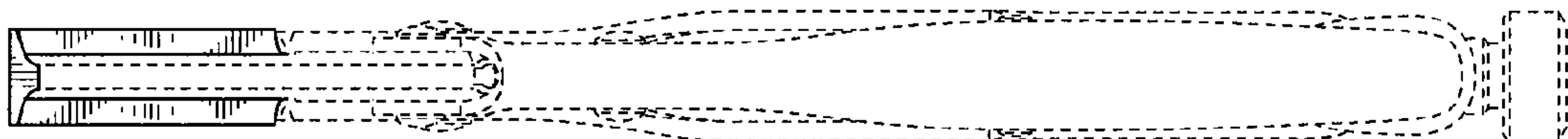


FIG. 5

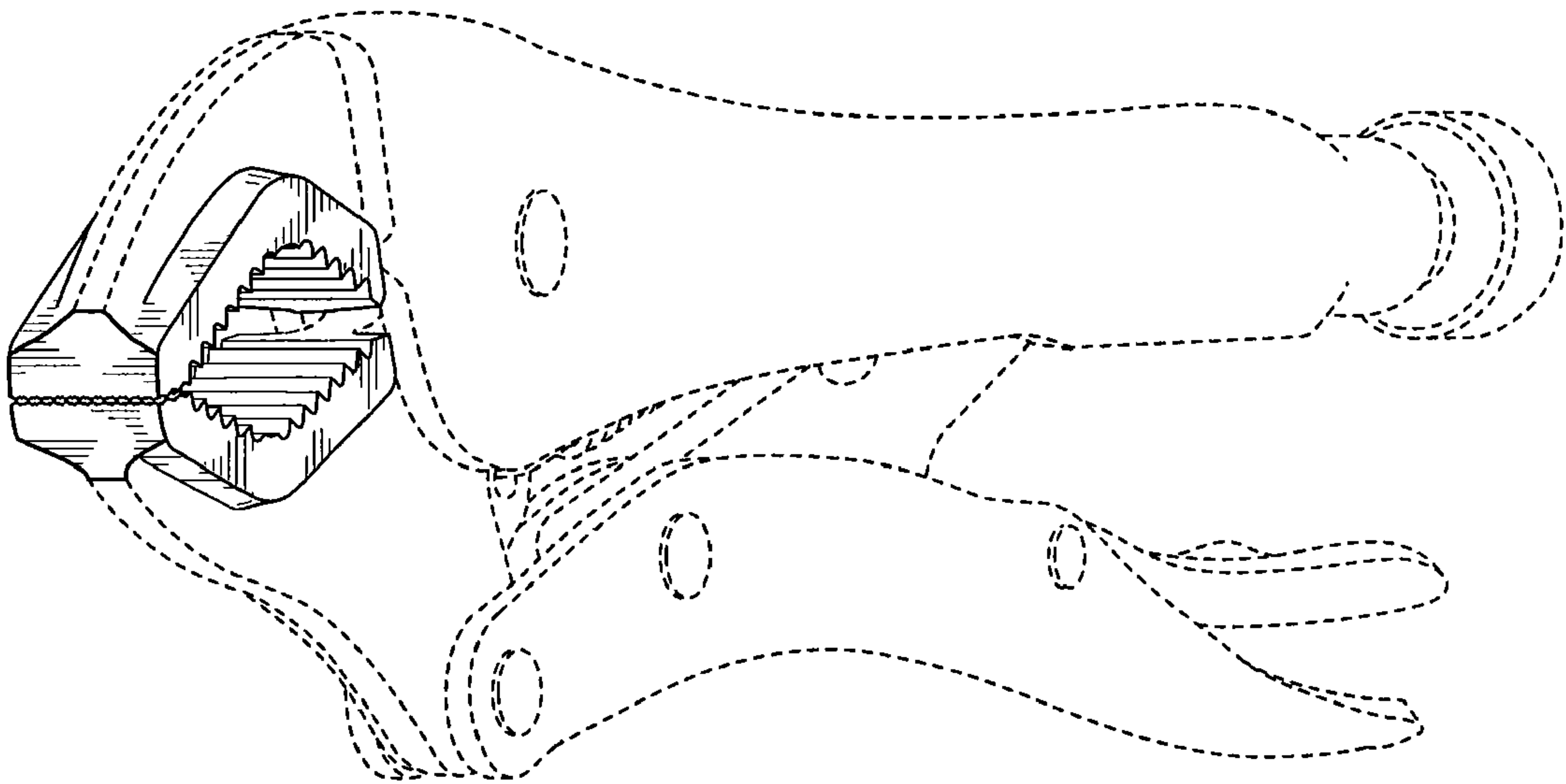


FIG. 6

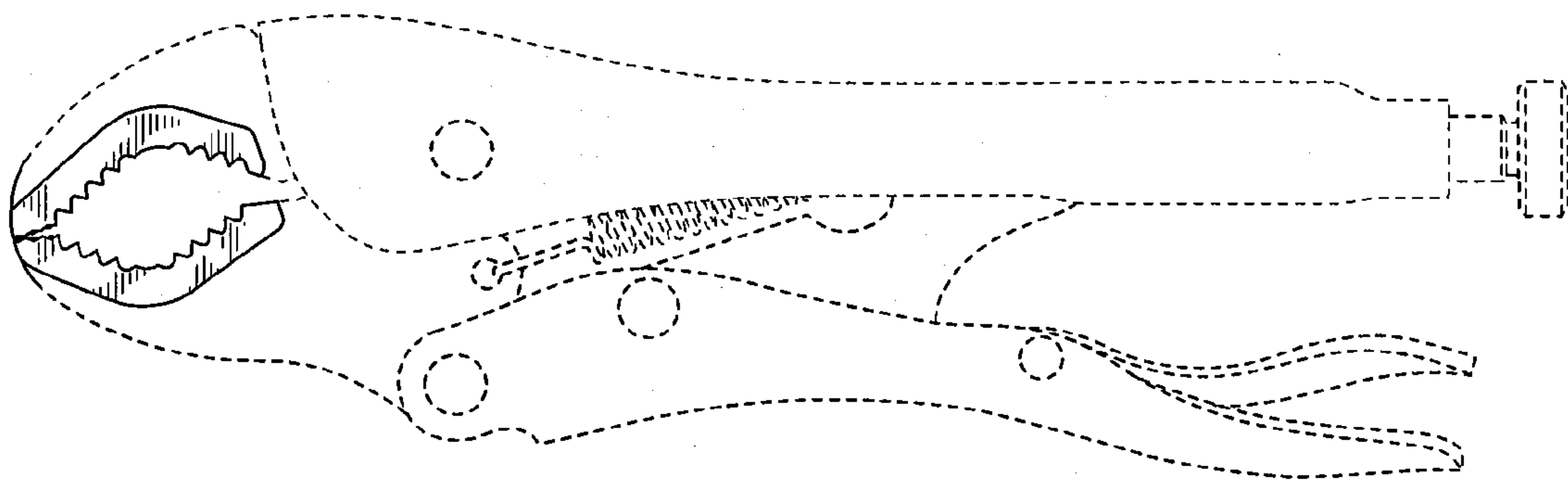


FIG. 7

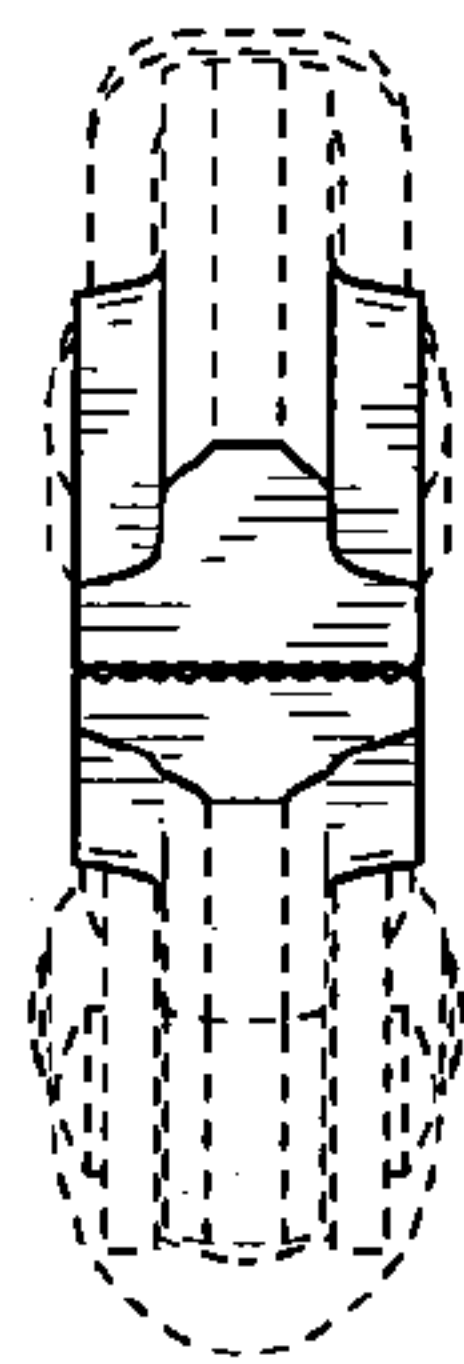


FIG. 8

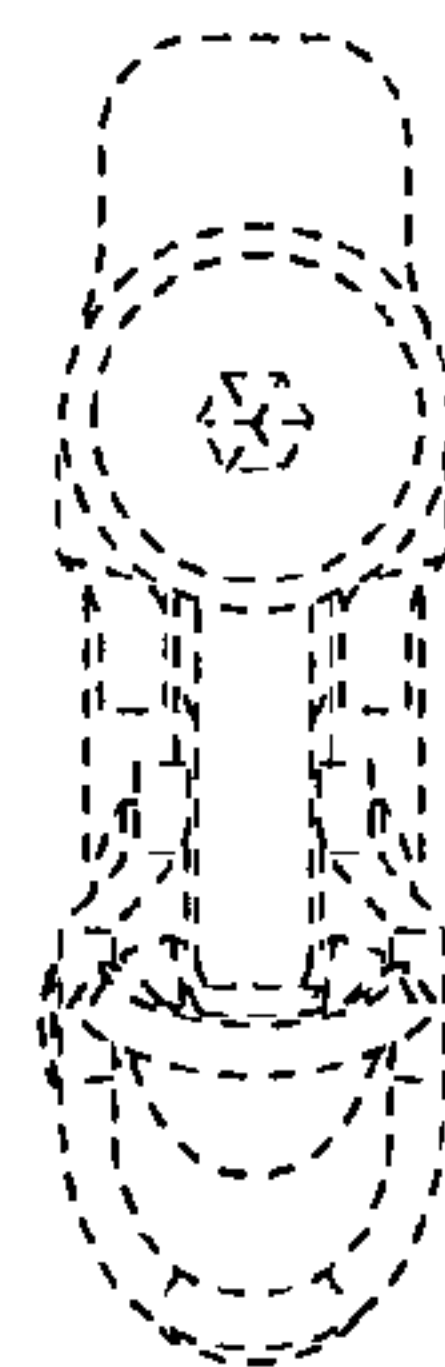


FIG. 9



FIG. 10




FIG. 11

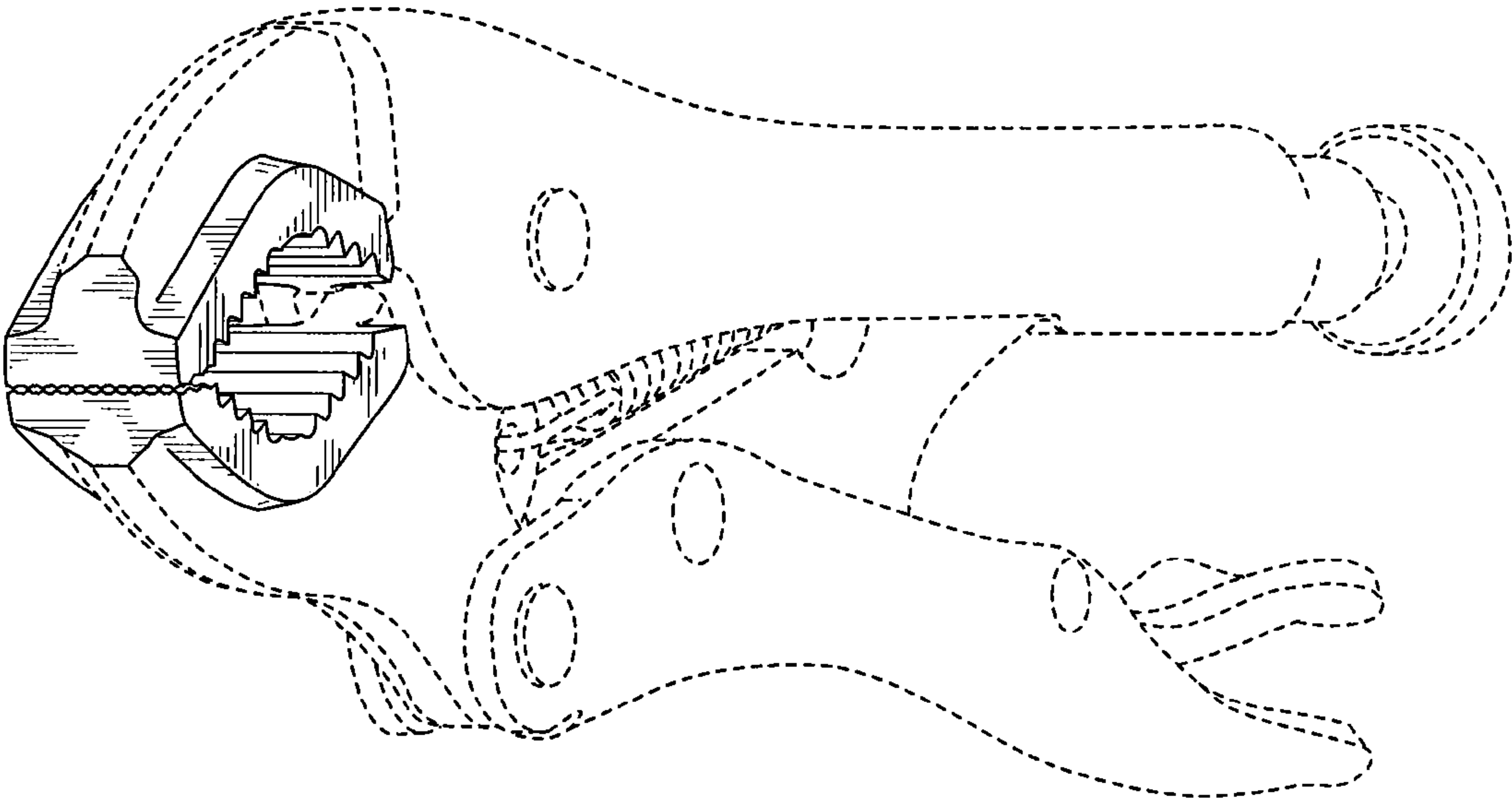


FIG. 12

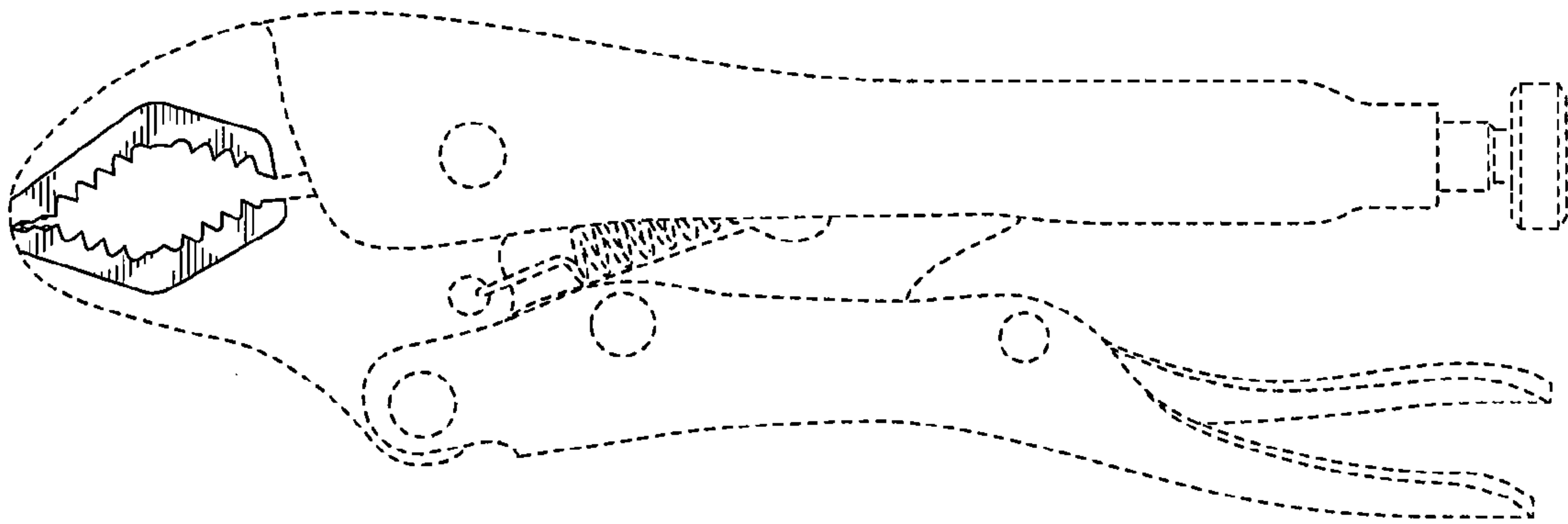


FIG. 13

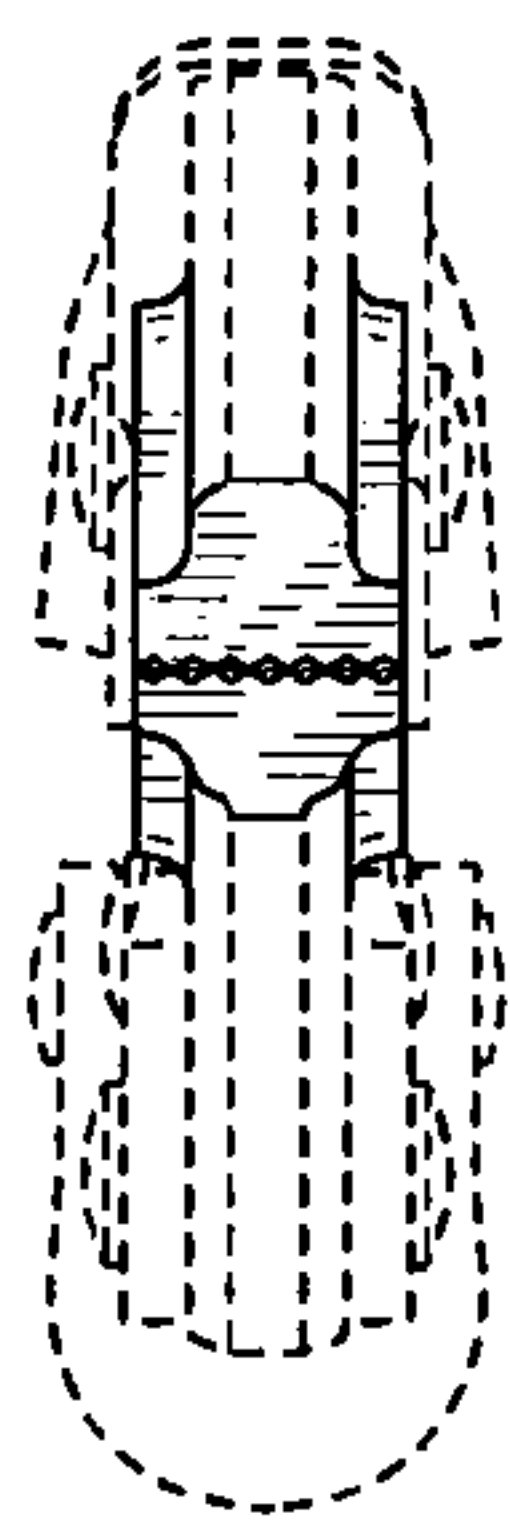


FIG. 14



FIG. 15



FIG. 16

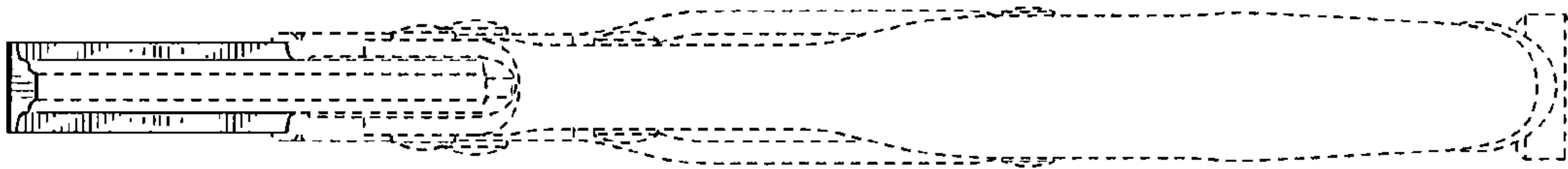


FIG. 17

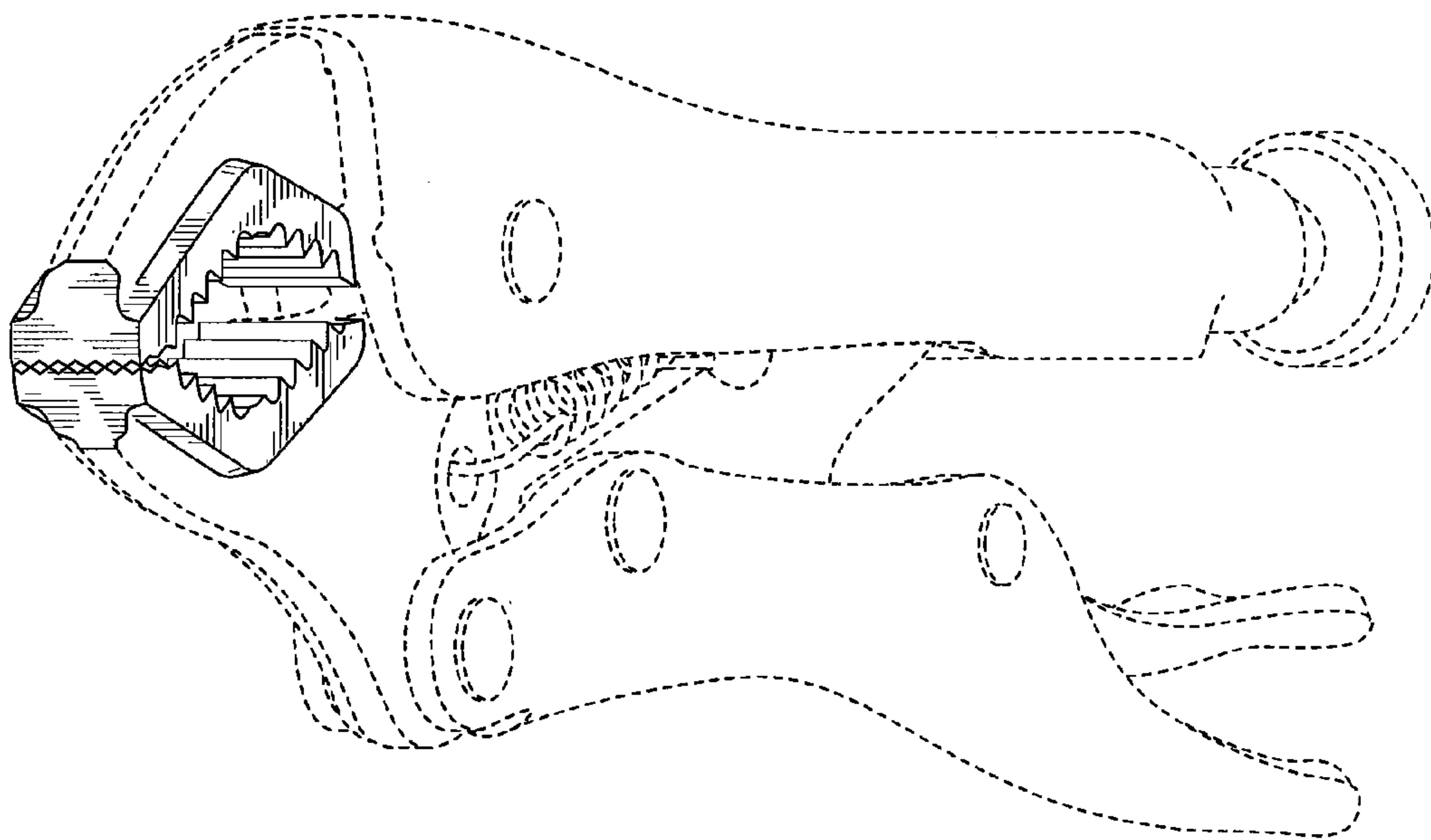


FIG. 18