



US00D635416S

(12) **United States Design Patent**  
**Huang**

(10) **Patent No.:** **US D635,416 S**

(45) **Date of Patent:** **\*\* Apr. 5, 2011**

(54) **GARDEN SHEARS**

(75) **Inventor:** **Yao-Chung Huang**, Fu Shing Hsiang  
(TW)

(73) **Assignee:** **Ho Cheng Garden Tools Co., Ltd.**, Fu  
Shing Hsiang, Chang Hua Hsien (TW)

(\*\*) **Term:** **14 Years**

(21) **Appl. No.:** **29/367,909**

(22) **Filed:** **Aug. 15, 2010**

(51) **LOC (9) Cl.** ..... **08-01**

(52) **U.S. Cl.** ..... **D8/5**

(58) **Field of Classification Search** ..... D8/5, 52,  
D8/54, 58, 68; 30/203, 131, 260, 193, 194,  
30/296.1

See application file for complete search history.

(56) **References Cited**

U.S. PATENT DOCUMENTS

D393,577 S *	4/1998	Huang	.....	D8/5
D437,751 S *	2/2001	Lin	.....	D8/5
D474,946 S *	5/2003	Huang	.....	D8/5
D582,733 S *	12/2008	Davies et al.	.....	D8/5

\* cited by examiner

*Primary Examiner* — Holly H Baynham  
*Assistant Examiner* — Sheryl Lane


(57) **CLAIM**

The ornamental design for a garden shears, as shown and described.

**DESCRIPTION**

FIG. 1 is a perspective view of a garden shears showing my new design;  
FIG. 2 is a front view of the embodiment shown in FIG. 1;  
FIG. 3 is a rear view of the embodiment shown in FIG. 1;  
FIG. 4 is a left side view of the embodiment shown in FIG. 1;  
FIG. 5 is a right side view of the embodiment shown in FIG. 1;  
FIG. 6 is a top view of the embodiment shown in FIG. 1; and,  
FIG. 7 is a bottom view of the embodiment shown in FIG. 1.

**1 Claim, 4 Drawing Sheets**






FIG. 1




FIG. 2

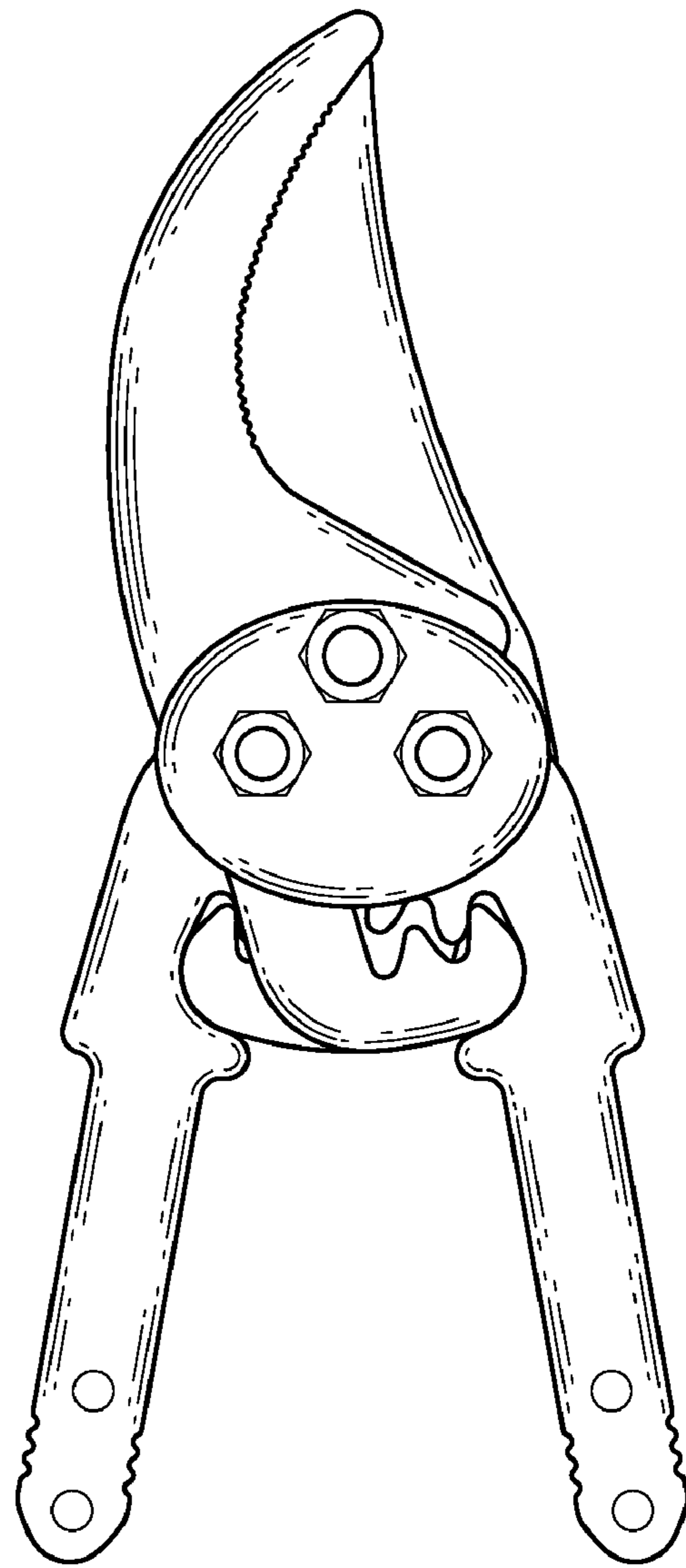


FIG. 3

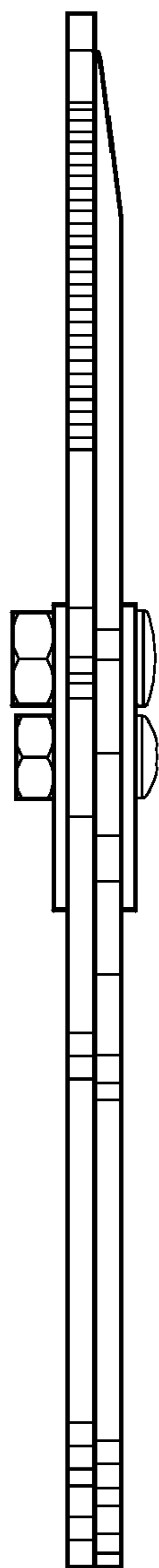


FIG. 4

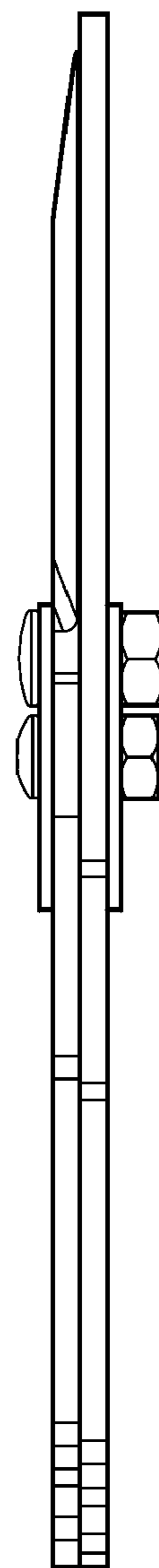


FIG. 5

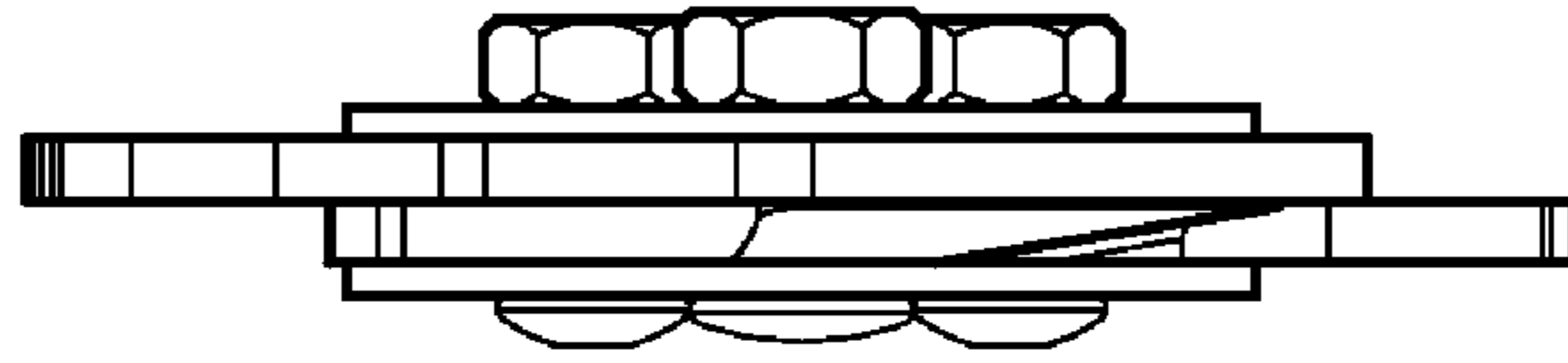


FIG. 6

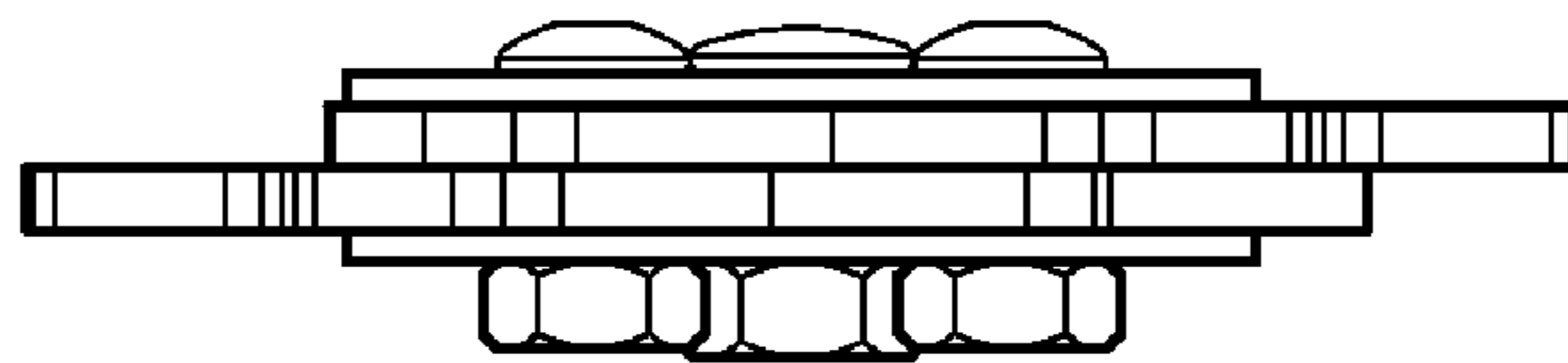


FIG. 7