

US00D635411S

(12) **United States Design Patent**  
**Shimizu**

(10) **Patent No.:** **US D635,411 S**

(45) **Date of Patent:** **\*\* Apr. 5, 2011**

(54) **GRATER**

(75) Inventor: **Takashi Shimizu**, Seki (JP)

(73) Assignee: **Kai R & D Center Co., Ltd.**, Gifu (JP)

(\*\*) Term: **14 Years**

(21) Appl. No.: **29/370,429**

(22) Filed: **Jul. 15, 2010**

(30) **Foreign Application Priority Data**

Jan. 22, 2010 (JP) ..... 2010-001493

(51) **LOC (9) Cl.** ..... **07-04**

(52) **U.S. Cl.** ..... **D7/678**

(58) **Field of Classification Search** ..... D7/678,  
D7/368, 669; 99/495, 510; 241/93, 95, 101.2,  
241/168, 37.5, 273.1-273.4, 274; 483/132,  
483/596; 407/29.1, 48, 103, 120  
See application file for complete search history.

(56) **References Cited**

**U.S. PATENT DOCUMENTS**

1,513,880 A \* 11/1924 Astesano ..... 241/93  
3,389,447 A \* 6/1968 Theobald et al. .... 407/29.1  
5,100,506 A 3/1992 Sturtevant et al.  
D472,110 S \* 3/2003 Wright ..... D7/678  
2003/0035693 A1 2/2003 Chalfant

**FOREIGN PATENT DOCUMENTS**

JP 365276 6/1948  
JP 304215 9/1967

JP 304216 9/1967  
JP 365274 9/1969  
JP 895145 3/1994

\* cited by examiner

*Primary Examiner* — Terry A Wallace

(74) *Attorney, Agent, or Firm* — Jordan and Hamburg LLP

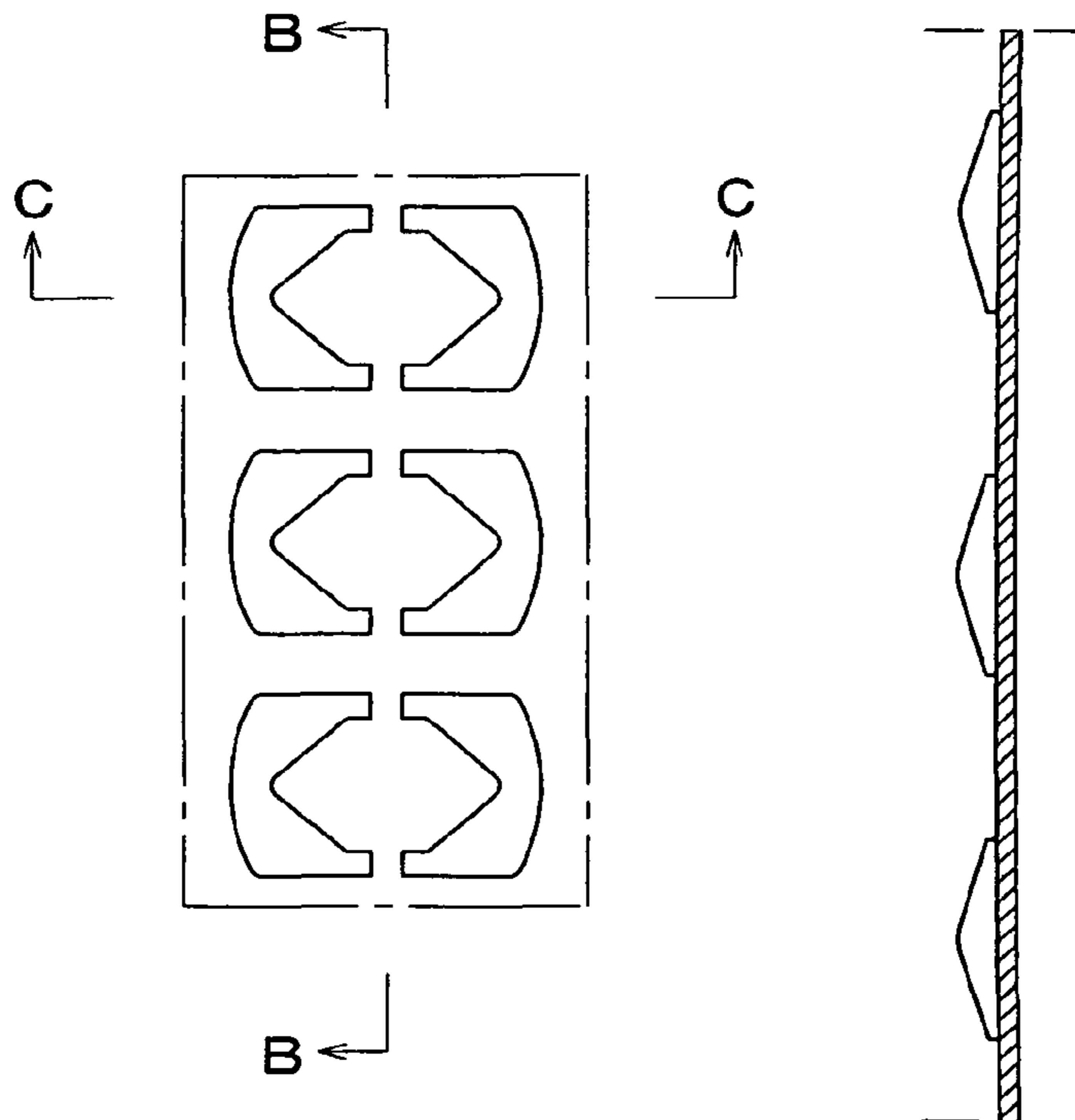
(57) **CLAIM**

The ornamental design for a grater, as shown and described.

**DESCRIPTION**

FIG. 1 is a front view of a grater showing one embodiment of my new design;  
FIG. 2 is a rear view thereof;  
FIG. 3 is a plan view thereof;  
FIG. 4 is a right side elevational view thereof;  
FIG. 5 is a left side elevational view thereof;  
FIG. 6 is an enlarged partial front view thereof taken between the lines A—A in FIG. 1;  
FIG. 7 is an enlarged partial front view thereof taken within the area delineated by alternating short and long lines shown in FIG. 6;  
FIG. 8 is an enlarged sectional view thereof taken along the line B—B in FIG. 7; and,  
FIG. 9 is an enlarged sectional view taken along the line C—C in FIG. 7.  
The broken lines shown in the drawings are for illustrative purposes only and form no part of the claimed design.

**1 Claim, 4 Drawing Sheets**




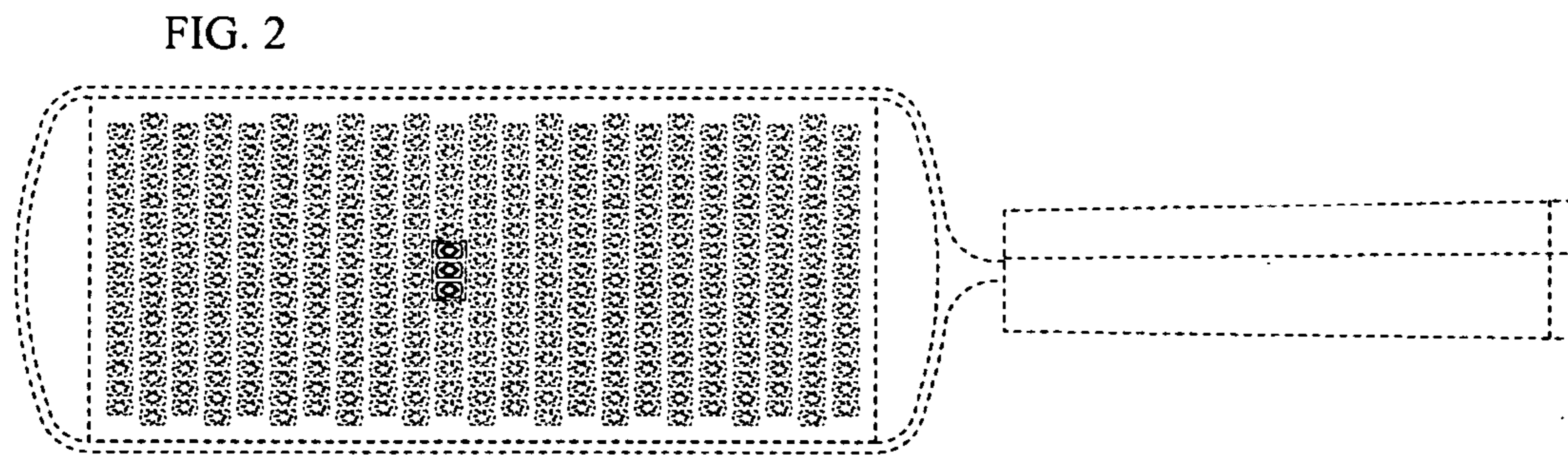
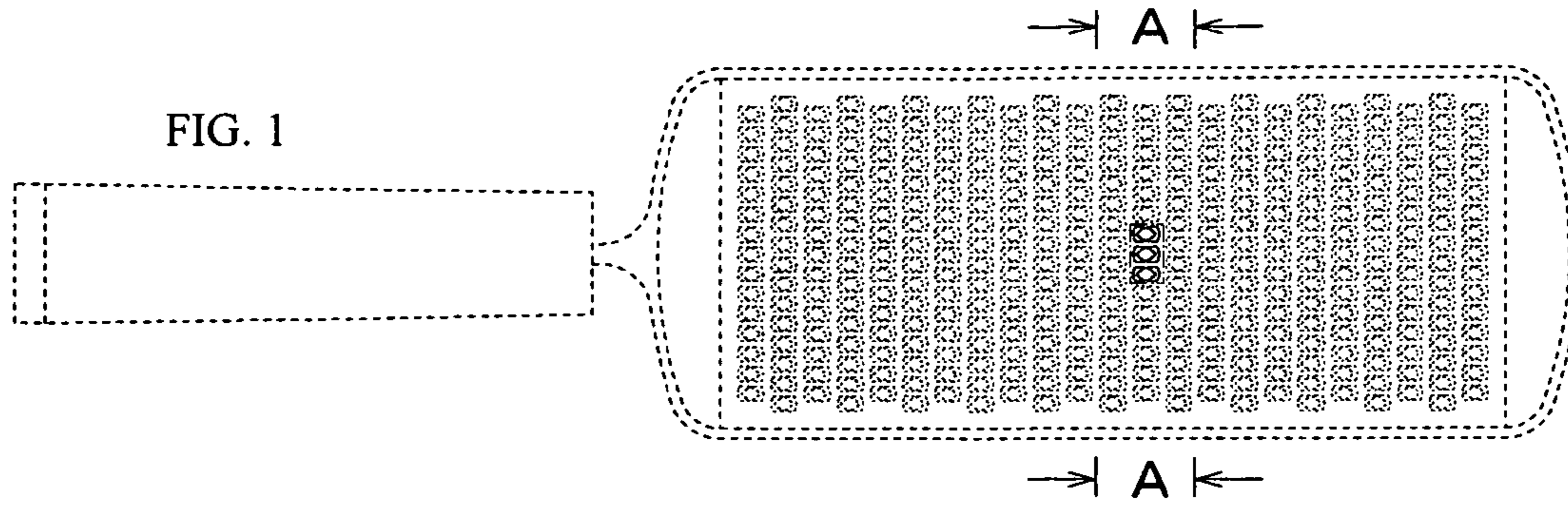


FIG. 4





FIG. 5




FIG. 6

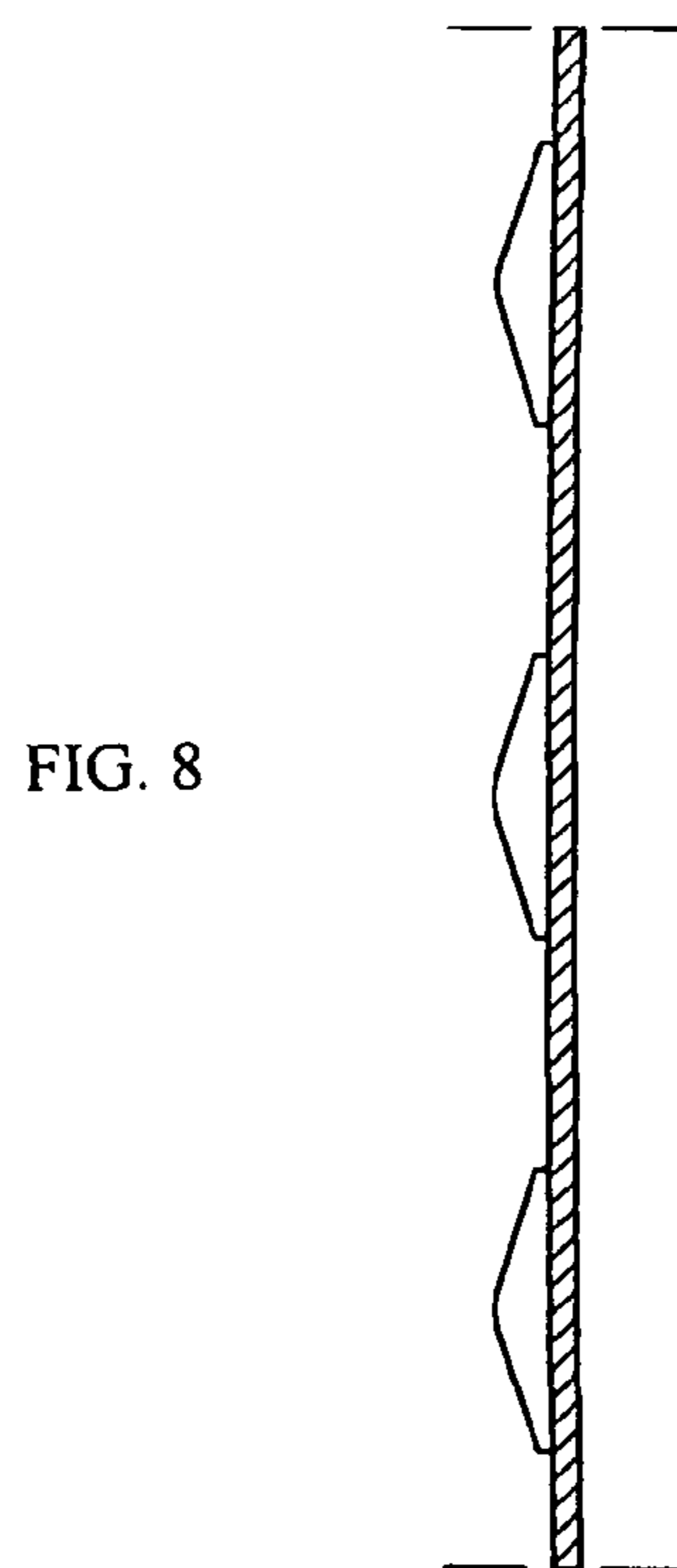
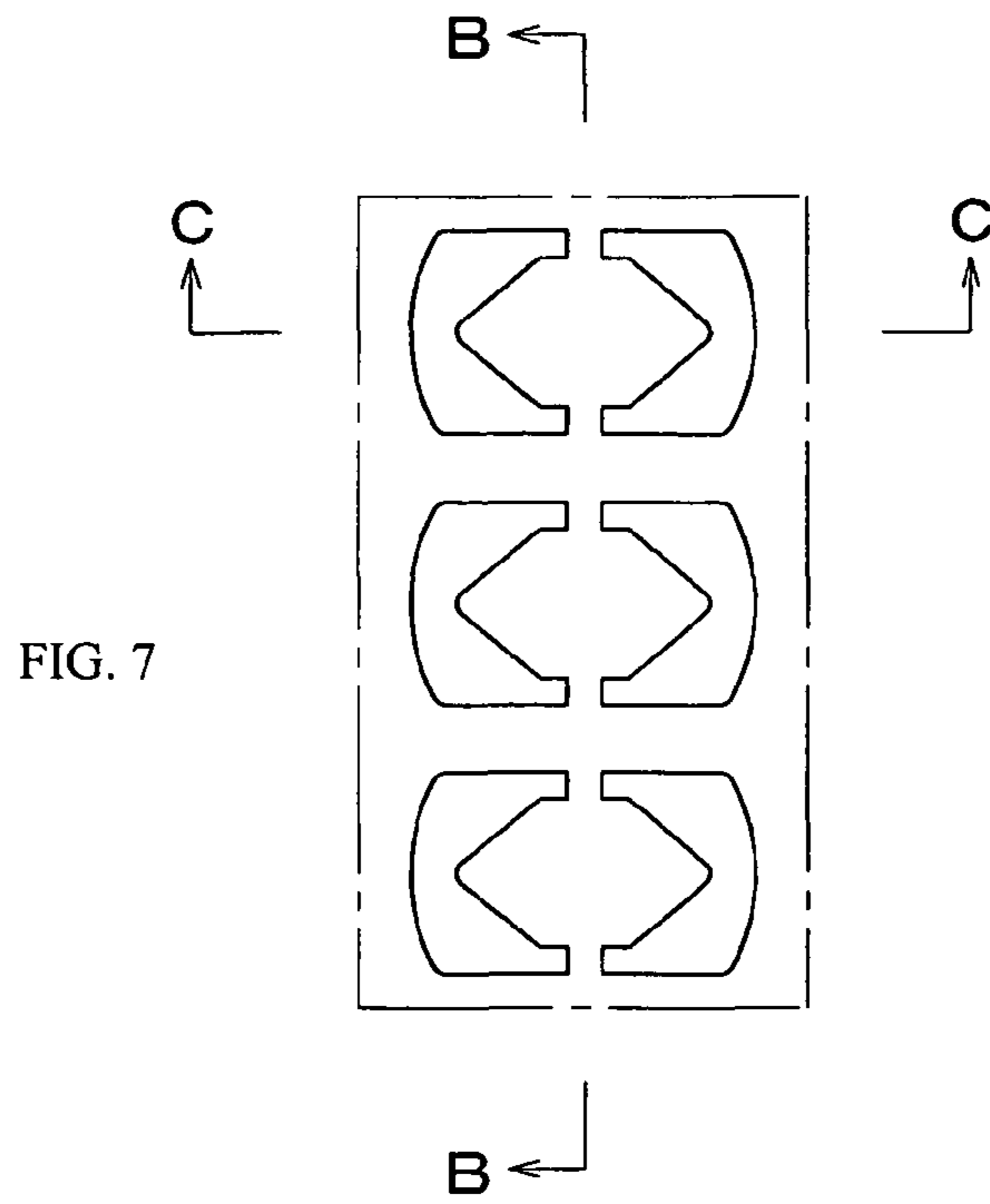




FIG. 9