



US00D635404S

(12) **United States Design Patent**  
**Ciarrocchi, Jr.**

(10) **Patent No.:** **US D635,404 S**  
(45) **Date of Patent:** **\*\* Apr. 5, 2011**

- (54) **CONDIMENT HOLDER**
- (75) Inventor: **Peter Ciarrocchi, Jr.**, Bensalem, PA (US)
- (73) Assignee: **CPC Properties, Inc.**, Wilmington, DE (US)
- (\*\*) Term: **14 Years**
- (21) Appl. No.: **29/369,399**
- (22) Filed: **Sep. 8, 2010**

5,540,333 A	7/1996	Gonzalez et al.	
5,613,720 A	3/1997	Shaddy	
5,626,283 A	5/1997	Mellon	
6,152,362 A	11/2000	Rosenfeld	
6,193,201 B1	2/2001	Babcock	
6,230,969 B1	5/2001	Spransy	
D452,149 S	12/2001	Nance	
6,325,350 B1 *	12/2001	Mancuso	248/311.2
D454,764 S	3/2002	Moore	
D454,785 S	3/2002	Nance	
6,364,112 B1	4/2002	Pitschka	
6,386,443 B1	5/2002	Szczerbinski	
D466,013 S	11/2002	Nance	
D466,407 S	12/2002	Nance	
6,755,305 B2	6/2004	Nance	
2002/0134781 A1	9/2002	Ciarrocchi, Jr.	
2007/0241105 A1 *	10/2007	Nielsen	220/23.4

**Related U.S. Application Data**

- (60) Continuation of application No. 29/350,913, filed on Nov. 25, 2009, now Pat. No. Des. 625,150, which is a division of application No. 11/751,872, filed on May 22, 2007.
- (51) **LOC (9) Cl.** ..... **07-06**
- (52) **U.S. Cl.** ..... **D7/600.1**
- (58) **Field of Classification Search** ..... D7/600.1-600.4, D7/619.1-625, 701-708; 220/23.4, 23.83, 220/737, 751; 229/120.13, 120.18; 248/311.2, 248/313  
See application file for complete search history.

\* cited by examiner

*Primary Examiner* — Terry A Wallace  
(74) *Attorney, Agent, or Firm* — Volpe and Koenig, PC

(57) **CLAIM**  
The ornamental design for a condiment holder, as shown and described.

**DESCRIPTION**

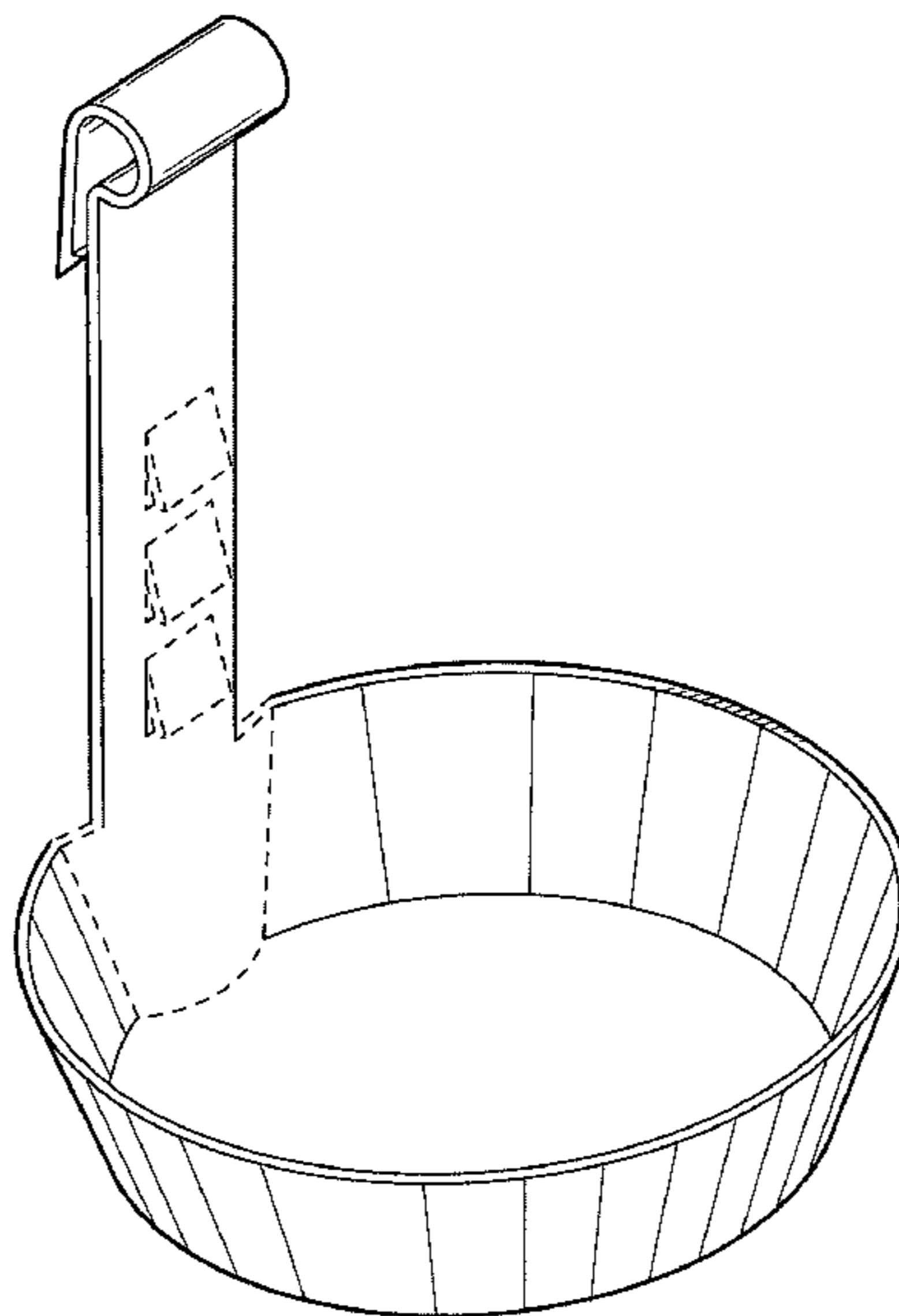
FIG. 1 is a perspective view of a condiment holder according to my new design;  
FIG. 2 is a front elevational view of the design shown in FIG. 1;  
FIG. 3 is a back elevational view of the design shown in FIG. 1;  
FIG. 4 is a top plan view of the design shown in FIG. 1;  
FIG. 5 is a bottom plan view of the design shown in FIG. 1;  
FIG. 6 is a left side elevational view of the design shown in FIG. 1; and,  
FIG. 7 is a right side elevational view of the design shown in FIG. 1.  
The broken lines are for illustrative purposes only and form no part of the claimed design.

**1 Claim, 4 Drawing Sheets**

(56) **References Cited**

**U.S. PATENT DOCUMENTS**

3,442,435 A	5/1969	Ludder et al.	
3,490,726 A *	1/1970	Mills	248/313
3,926,361 A	12/1975	Hilderbrand	
4,491,220 A	1/1985	Daviss	
4,620,631 A	11/1986	Bartelt	
4,685,583 A	8/1987	Noon	
4,732,274 A	3/1988	Bouton	
4,854,466 A	8/1989	Lane, Jr.	
4,938,373 A	7/1990	McKee	
4,951,910 A *	8/1990	March	248/311.2
4,955,528 A	9/1990	Schluckebier	
5,429,262 A	7/1995	Sharkey	



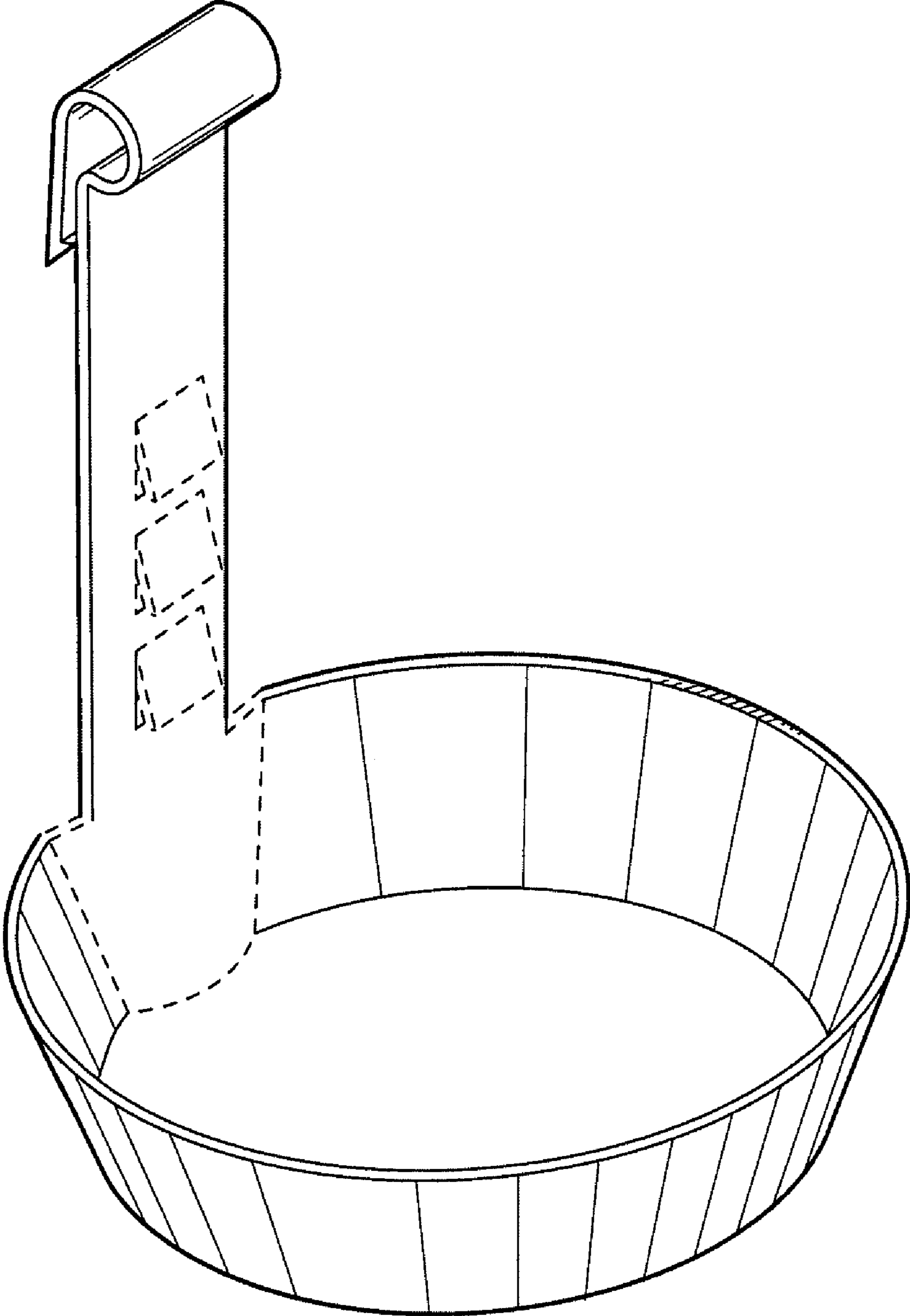


FIG. 1

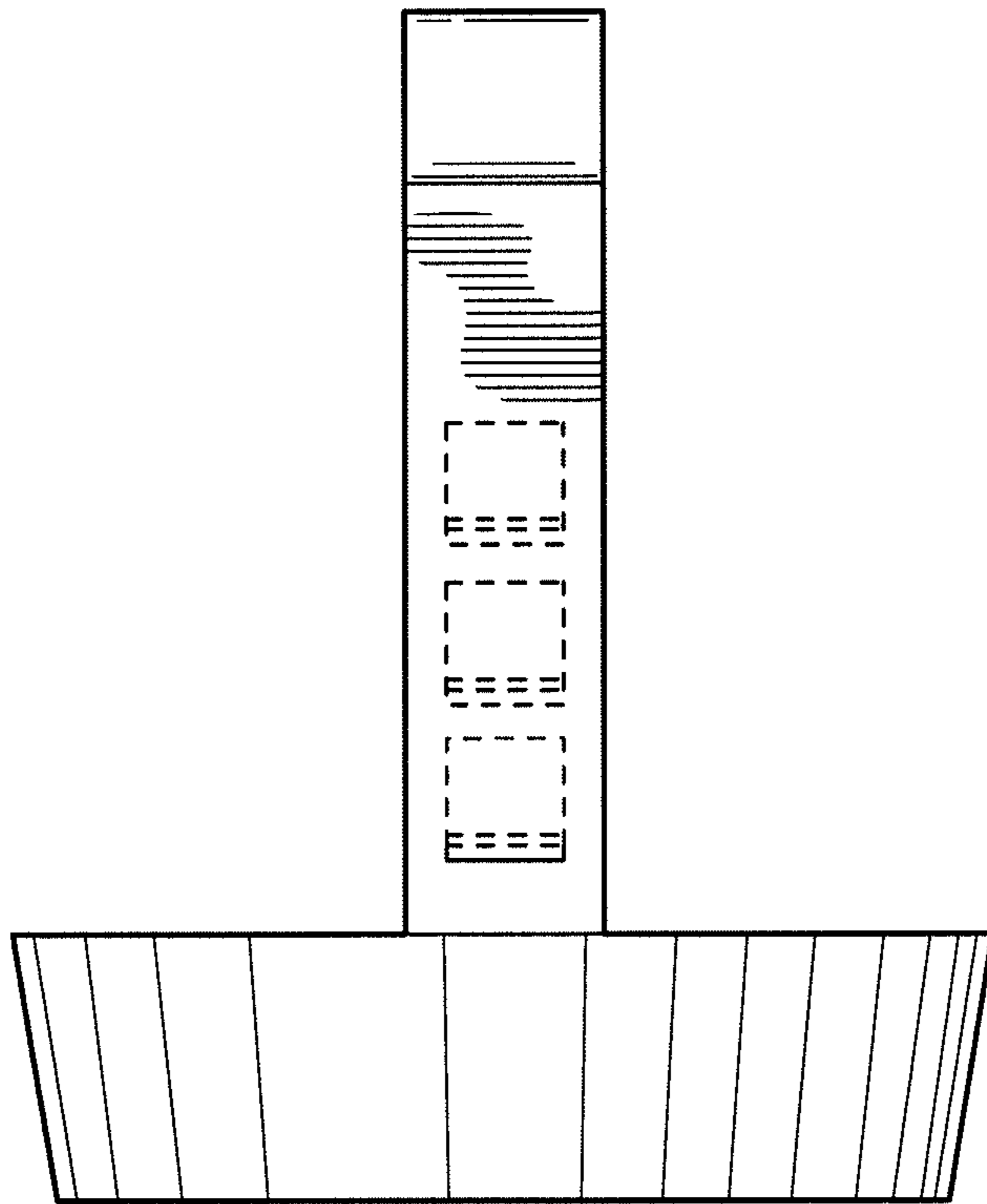


FIG. 2

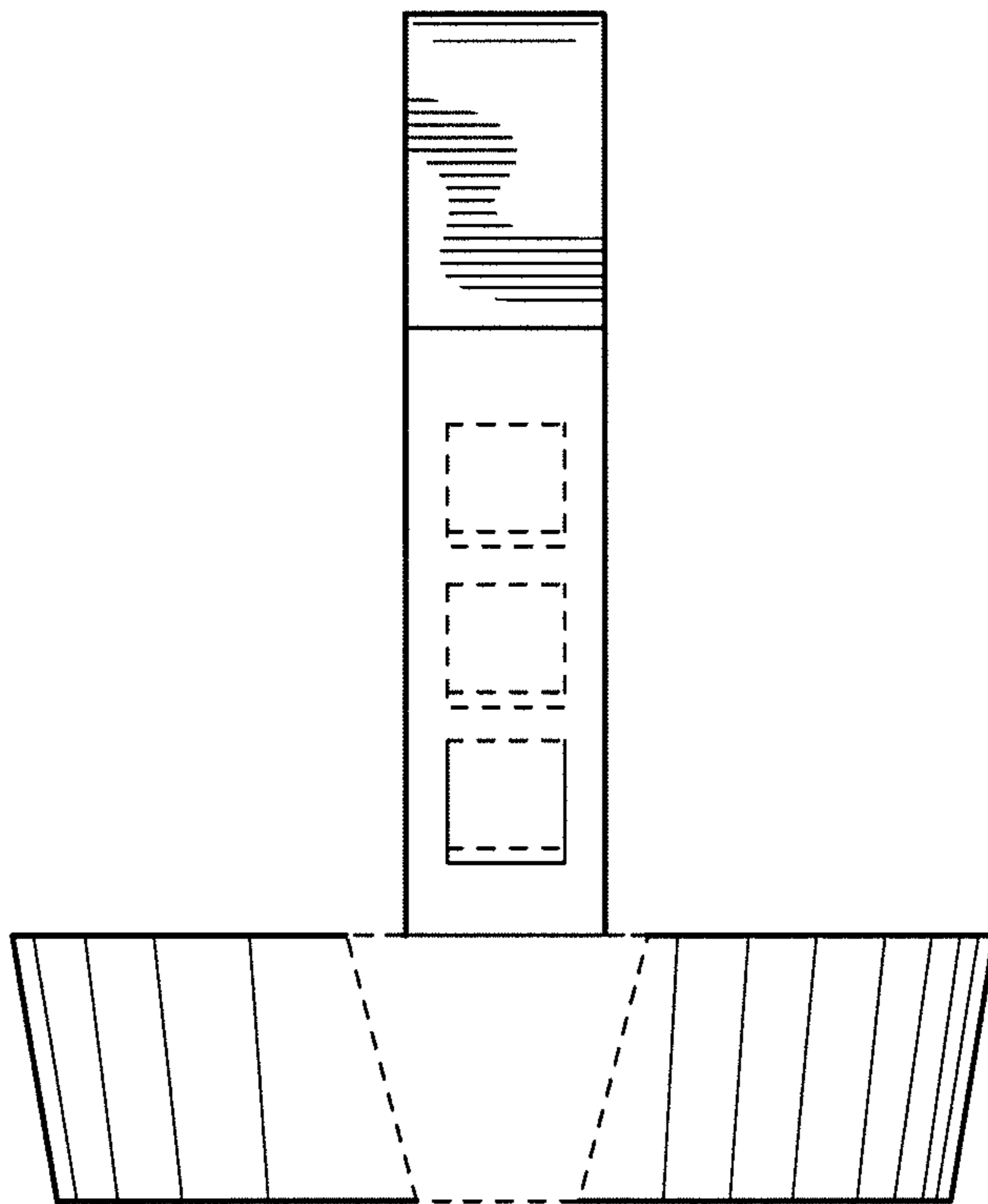


FIG. 3

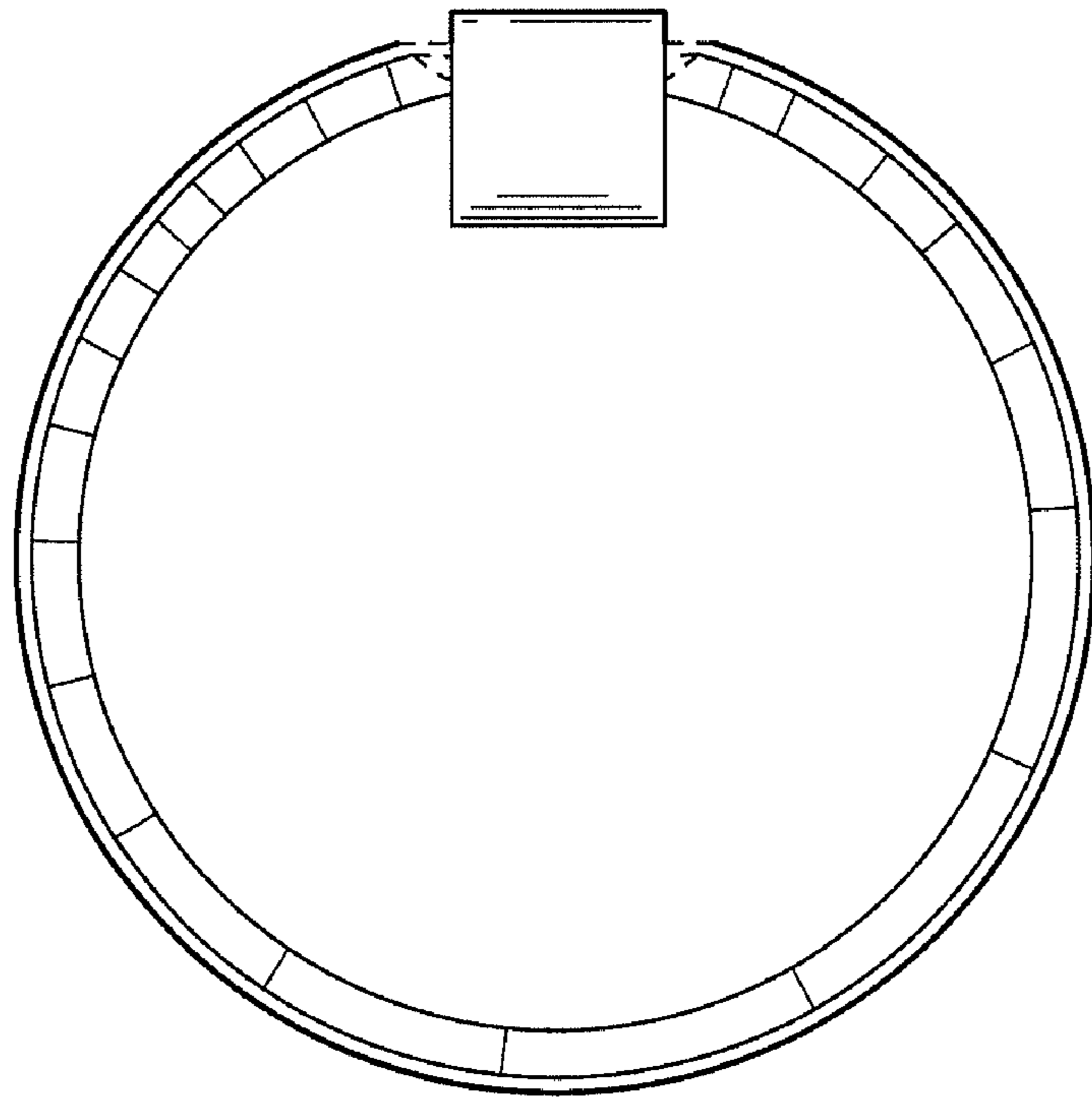


FIG. 4

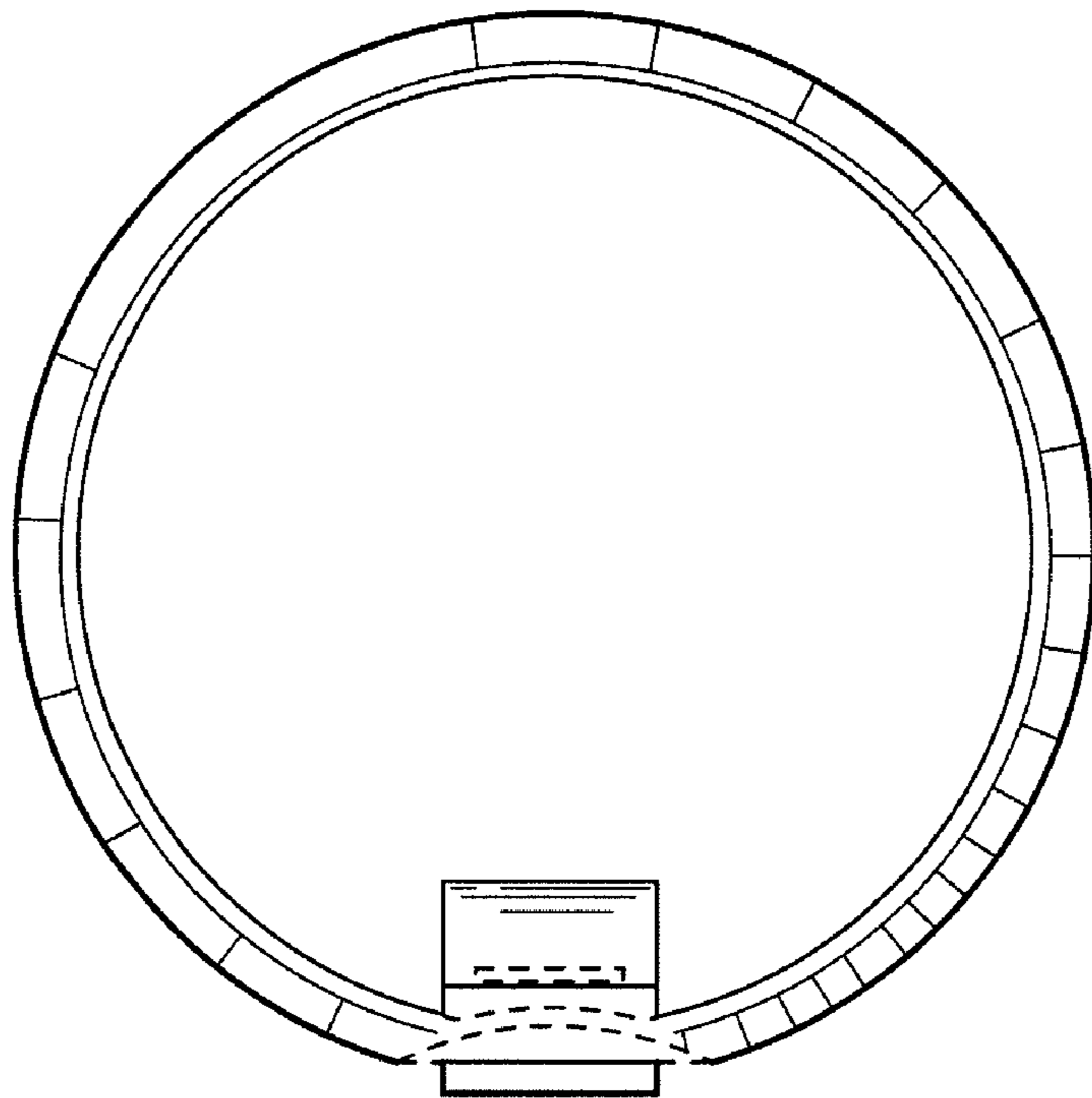


FIG. 5

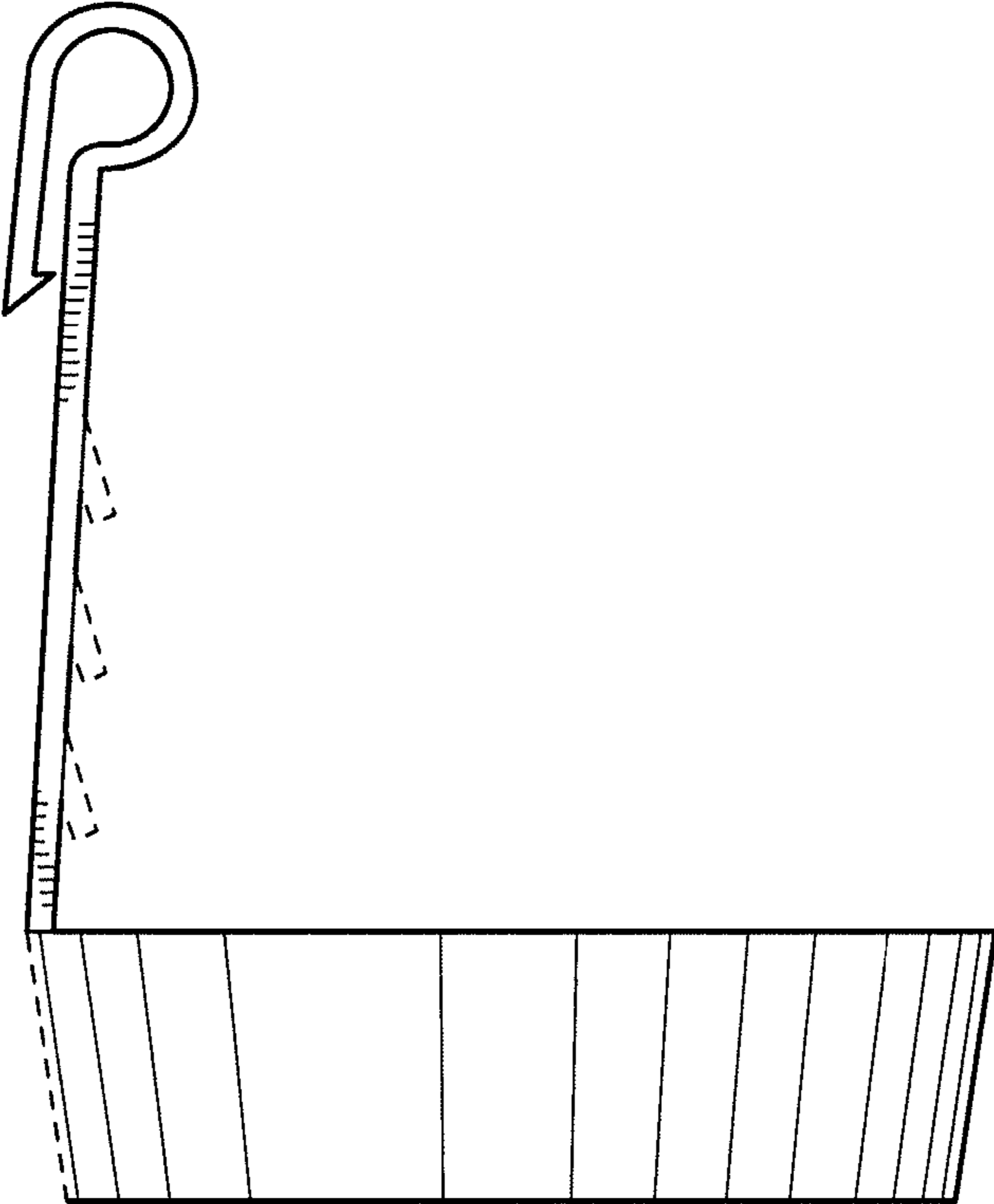


FIG. 6

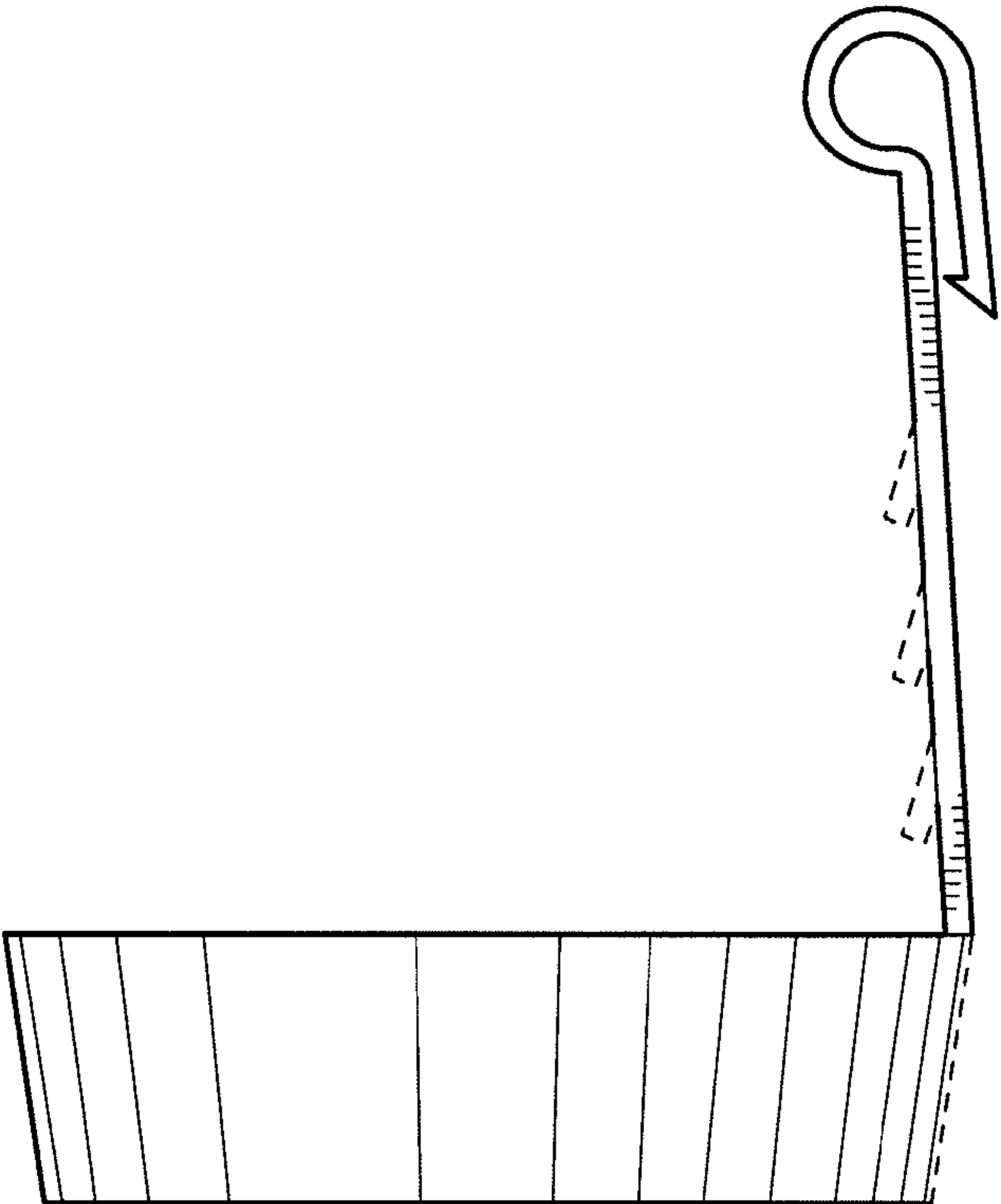


FIG. 7