



US00D635390S

(12) **United States Design Patent**  
**Duncan et al.**

(10) **Patent No.:** **US D635,390 S**

(45) **Date of Patent:** **\*\* Apr. 5, 2011**

(54) **2-SLICE TOASTER**

(75) Inventors: **Terence M. Duncan**, Saint Joseph, MI (US); **Zachary A. Lownds**, Saint Joseph, MI (US)

(73) Assignee: **Whirlpool Corporation**, Benton Harbor, MI (US)

(\*\*) Term: **14 Years**

(21) Appl. No.: **29/369,600**

(22) Filed: **Sep. 10, 2010**

(51) **LOC (9) Cl.** ..... **07-02**

(52) **U.S. Cl.** ..... **D7/330**

(58) **Field of Classification Search** ..... D7/323, D7/328-334, 340-341, 346, 354-365, 367, D7/390, 402, 405-411; 99/326-327, 331-332, 99/341, 357, 375, 385-389, 392; 219/385-388, 219/405, 443.1, 450.1, 489, 492, 532; 426/233, 426/523

See application file for complete search history.

(56) **References Cited**

U.S. PATENT DOCUMENTS

D124,059	S	*	12/1940	Christenson, Jr. et al.	....	D7/330
2,257,906	A	*	10/1941	Gough	.....	99/327
2,309,640	A	*	1/1943	Gough	.....	99/327
D151,113	S	*	9/1948	Yaeger	.....	D7/330
D156,153	S	*	11/1949	Olson et al.	.....	D7/330
2,611,849	A	*	9/1952	Gough	.....	219/489

D394,983	S	*	6/1998	Garrett et al.	.....	D7/330
D422,833	S	*	4/2000	Cruz et al.	.....	D7/330
D470,709	S	*	2/2003	Starr et al.	.....	D7/330
D488,664	S	*	4/2004	Seum et al.	.....	D7/330
D557,061	S	*	12/2007	Genslak et al.	.....	D7/330
D590,653	S	*	4/2009	Lavy	.....	D7/330
D615,343	S	*	5/2010	Bock et al.	.....	D7/330

\* cited by examiner

*Primary Examiner* — Ricky Pham

(74) *Attorney, Agent, or Firm* — Tara M. Hartman; Barnes & Thornburg LLP

(57) **CLAIM**

We claim the ornamental design for a 2-slice toaster, as shown and described.

**DESCRIPTION**

Cross-reference is made to co-pending U.S. Design patent application Ser. No. 29/369,604 entitled "4-Slice Toaster," which was filed on Sep. 10, 2010.

FIG. 1 is a front perspective view of the design of the 2-slice toaster;

FIG. 2 is a front elevation view of the 2-slice toaster of FIG. 1, with the rear elevation view being a mirror image of FIG. 2;

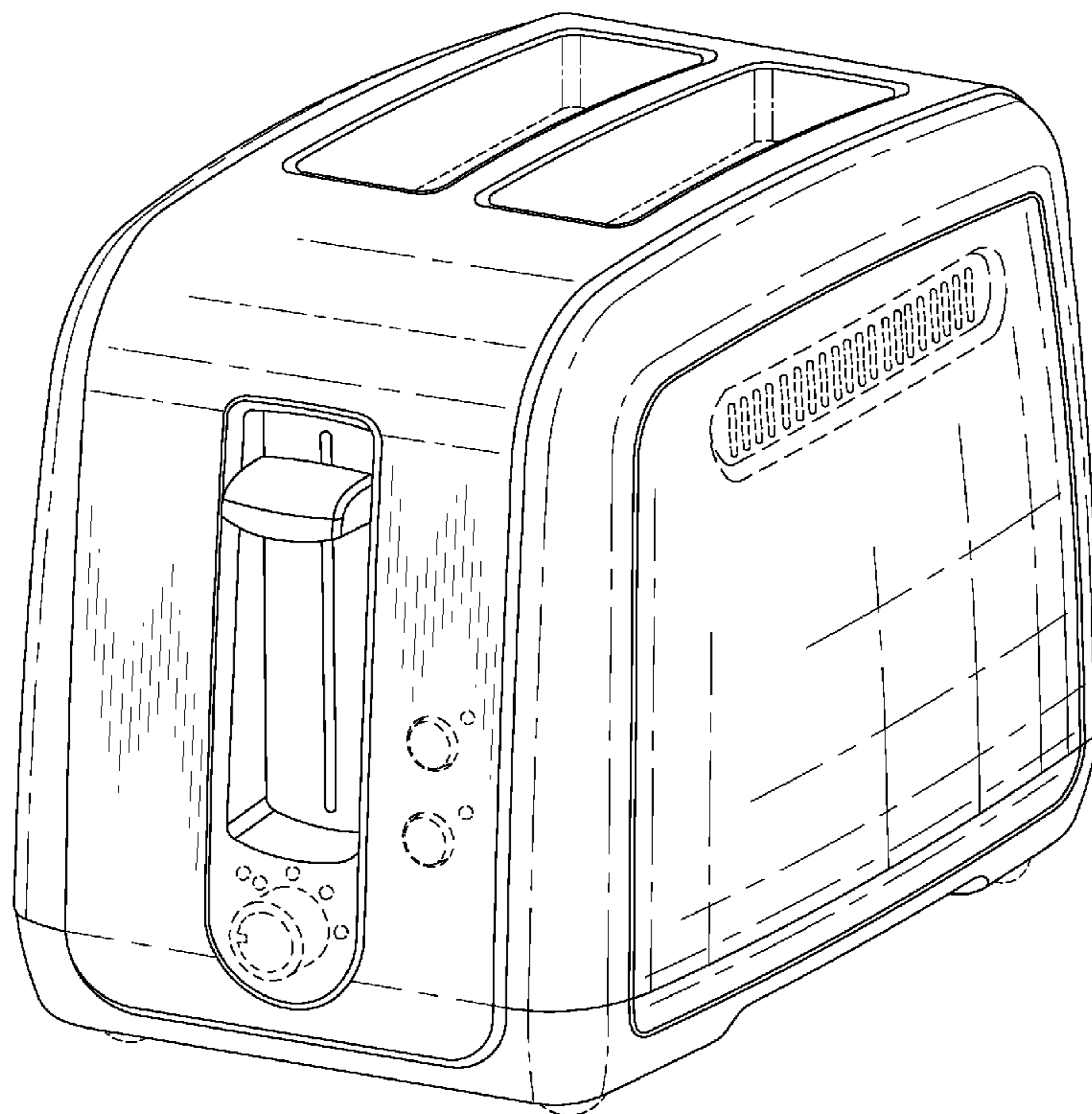
FIG. 3 is a first side elevation view of the 2-slice toaster of FIG. 1,

FIG. 4 is the second side elevation view of the 2-slice toaster of FIG. 1;

FIG. 5 is a top plan view of the 2-slice toaster of FIG. 1; and, FIG. 6 is the bottom plan view of the 2-slice toaster of FIG. 1.

The portion shown in broken lines is for illustrative purposes only and forms no part of the claimed design.

**1 Claim, 6 Drawing Sheets**



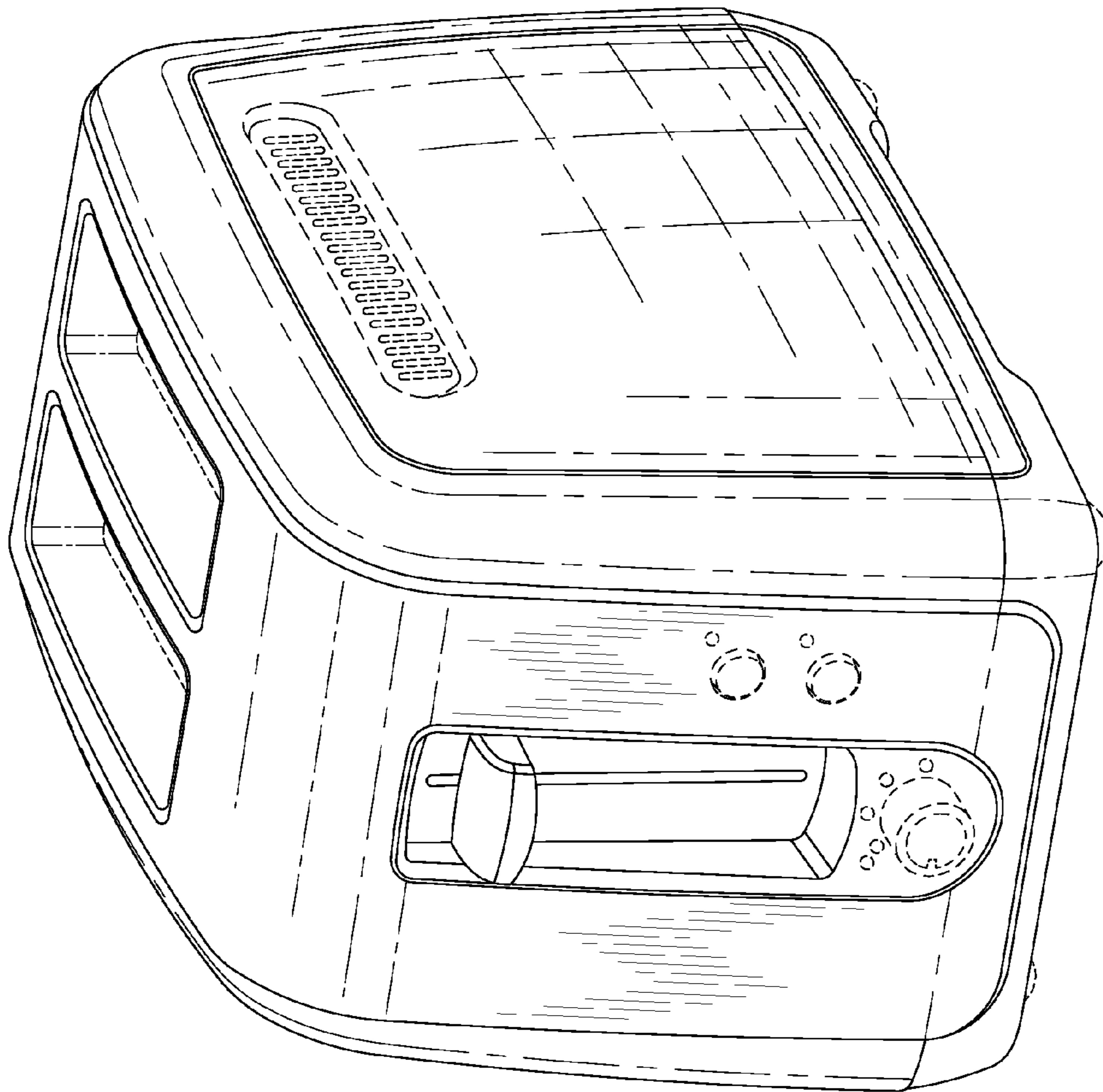


Fig. 1

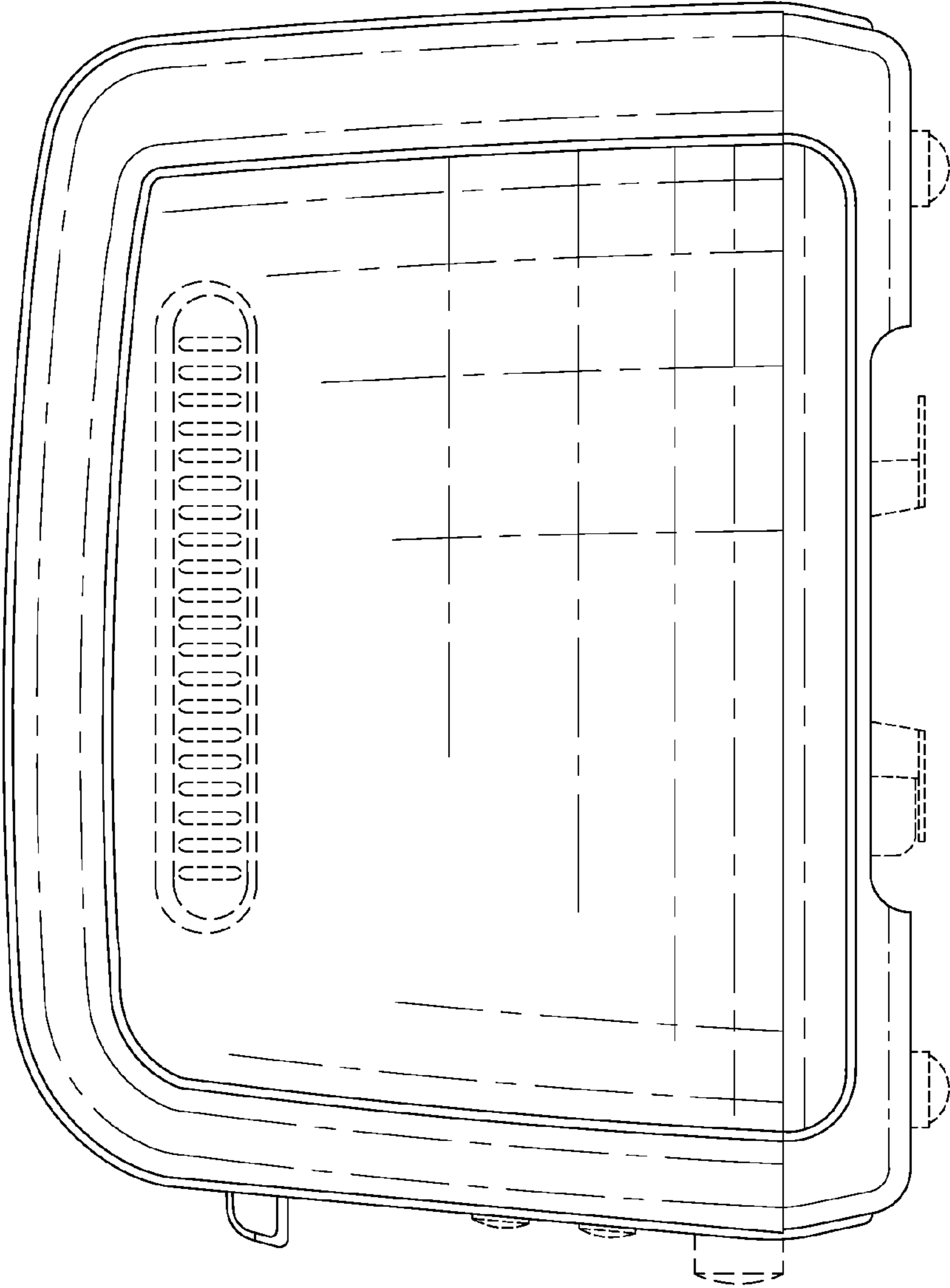


Fig. 2

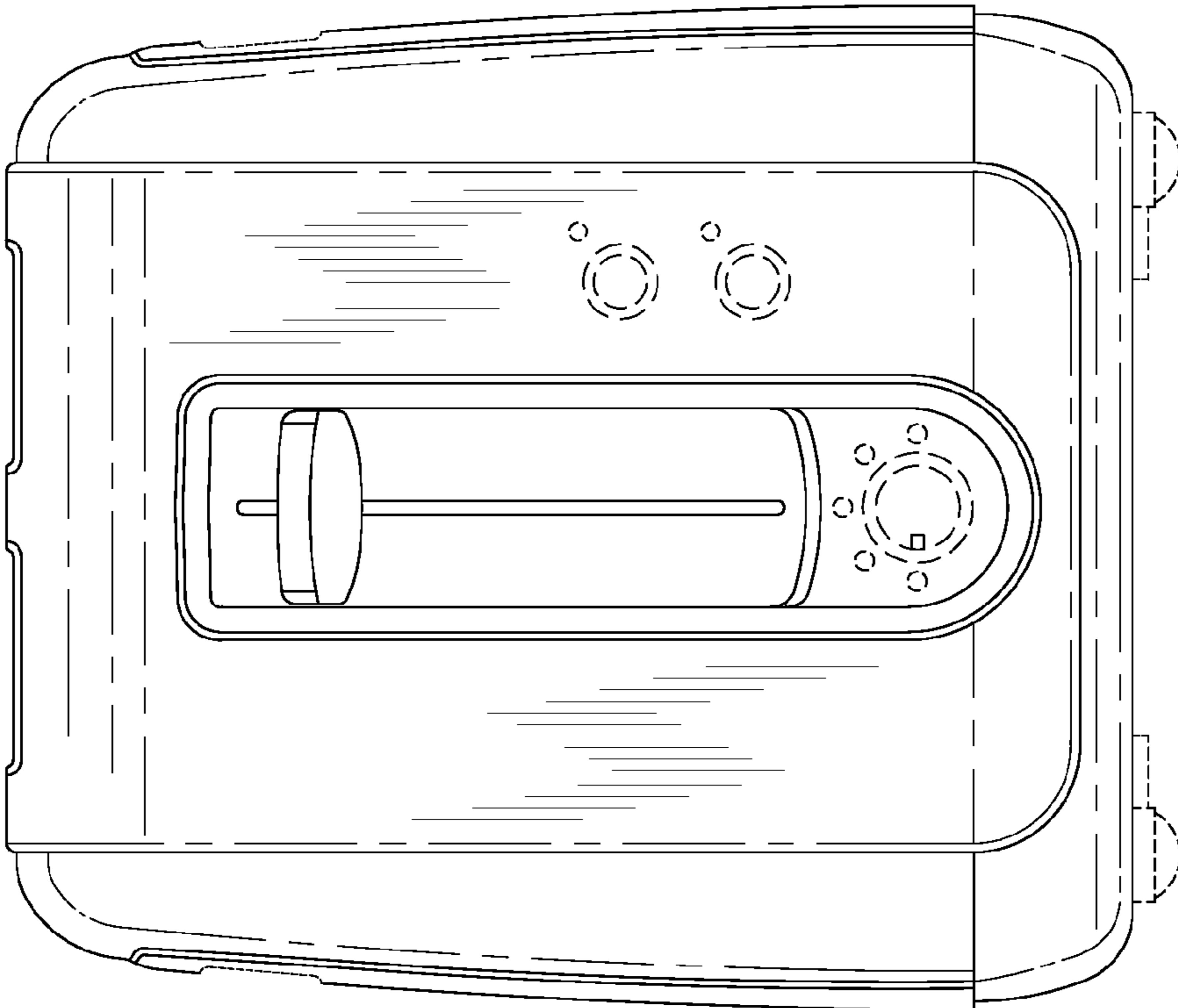


Fig. 3

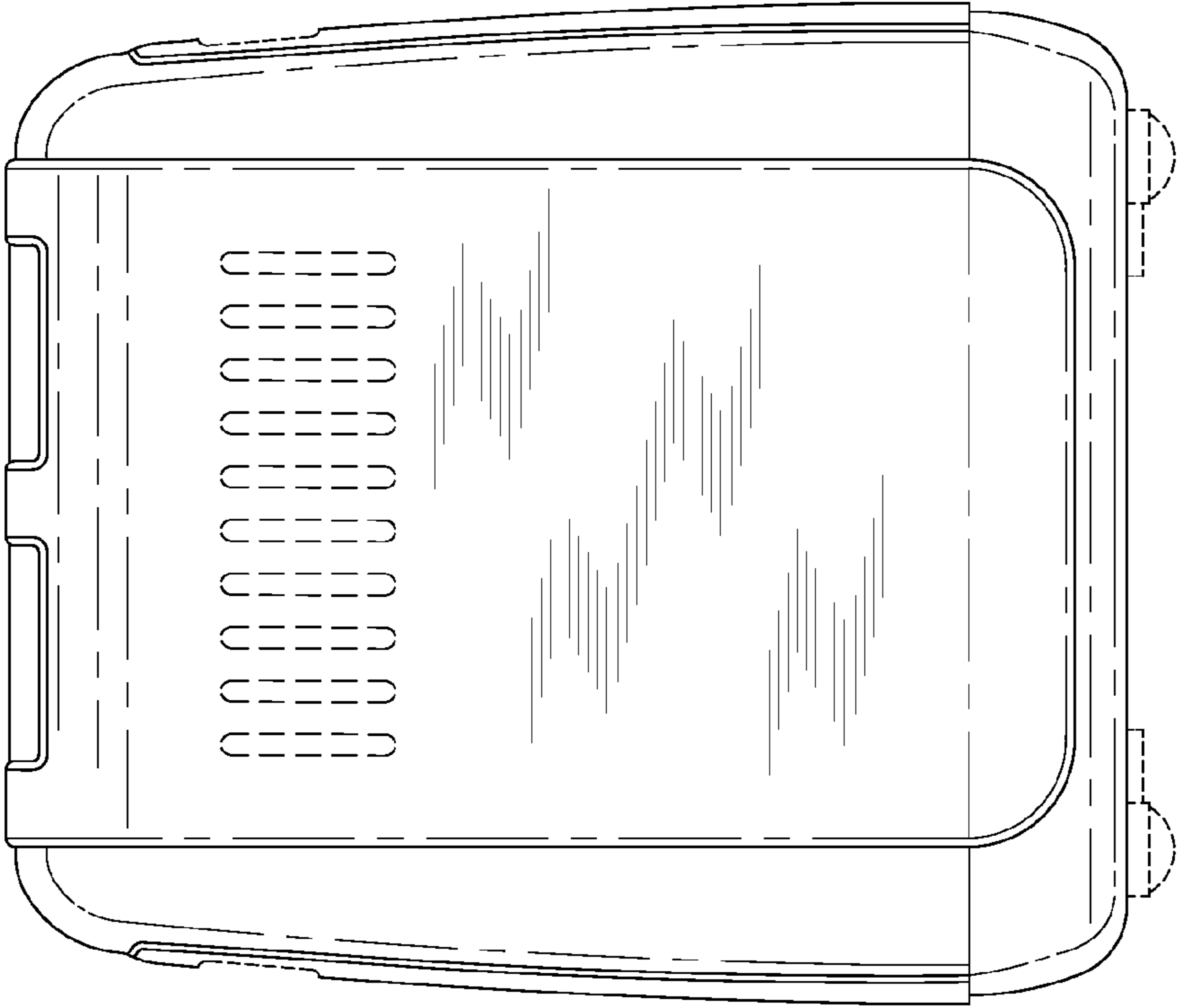


Fig. 4

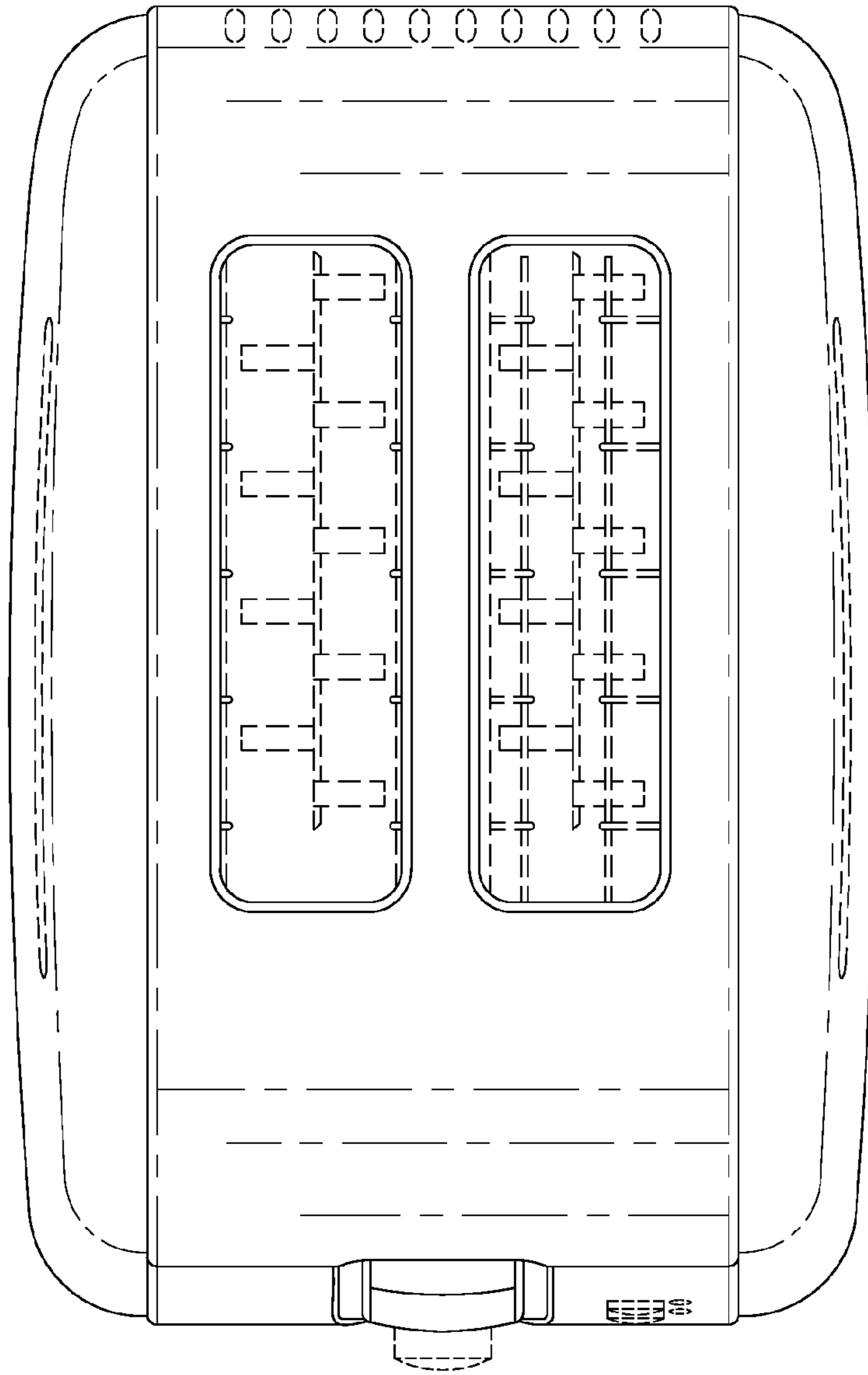


Fig. 5

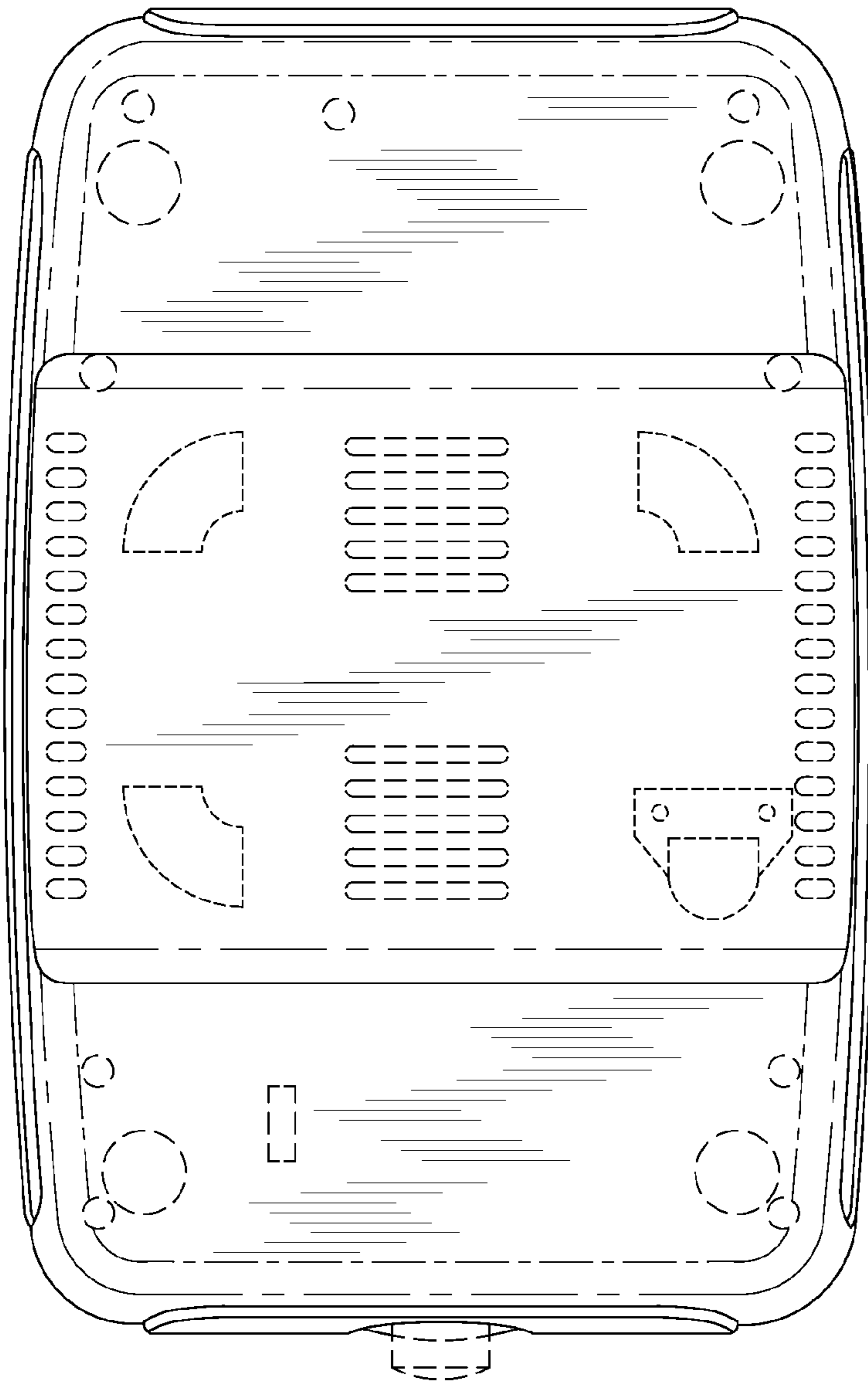


Fig. 6