



US00D635389S

(12) **United States Design Patent**  
**Patzer**

(10) **Patent No.:** **US D635,389 S**

(45) **Date of Patent:** **\*\* Apr. 5, 2011**

(54) **SHEET HOLDER**

(75) Inventor: **Charles R. Patzer**, Columbus, OH (US)

(73) Assignee: **IDE+S, L.L.C.**, Columbus, OH (US)

(\*\*) Term: **14 Years**

(21) Appl. No.: **29/357,685**

(22) Filed: **Mar. 16, 2010**

(51) **LOC (9) Cl.** ..... **06-99**

(52) **U.S. Cl.** ..... **D6/607**

(58) **Field of Classification Search** ..... D6/491,  
D6/492, 503, 595-600, 606, 607; 5/496,  
5/498, 504.1, 505.1, 506.1, 507.1, 651, 658,  
5/663; D8/403; 24/72.5, 362  
See application file for complete search history.

(56) **References Cited**

**U.S. PATENT DOCUMENTS**

728,204	A *	5/1903	Coffman	.....	24/72.5
D117,670	S *	11/1939	Jorgensen	.....	D6/607
2,284,478	A	5/1942	Roloson		
2,791,784	A	5/1957	Tomsic		
2,860,352	A	11/1958	Pierre		
3,606,622	A	9/1971	Williams et al.		
4,520,518	A	6/1985	Reaser		
4,521,970	A	6/1985	Jester		
4,541,137	A	9/1985	Murray		
4,635,308	A *	1/1987	Maggio et al.	.....	5/658
4,698,880	A	10/1987	Hamm		
4,782,543	A *	11/1988	Hutton et al.	.....	5/658
4,991,242	A *	2/1991	Brown	.....	5/601
D322,906	S *	1/1992	Johenning	.....	D6/607
5,161,276	A	11/1992	Hutton et al.		

5,191,664	A *	3/1993	Wyatt	.....	5/498
5,218,729	A	6/1993	Walton		
5,553,362	A *	9/1996	Stevens	.....	24/326
5,642,547	A	7/1997	Hutton et al.		
5,815,861	A	10/1998	LaGrange et al.		
6,457,194	B1	10/2002	Bennett		
6,704,955	B1	3/2004	Jeffries et al.		
6,907,628	B2	6/2005	El Guermaai		

**OTHER PUBLICATIONS**

Web page <http://www.bedbathandbeyond.com/product> for Bedding  
Gadgets printed Aug. 5, 2010 (1 page).

Web page <http://hubpages.com/hub/Sheet-Straps> printed Aug. 5,  
2010 (2 pages).

\* cited by examiner

*Primary Examiner* — Mary Ann Calabrese

(74) *Attorney, Agent, or Firm* — Wood, Herron & Evans,  
LLP

(57) **CLAIM**

The ornamental design for a sheet holder, as shown and  
described.

**DESCRIPTION**

FIG. 1 is a first perspective view of my new, original, and  
ornamental design;

FIG. 2 is a second perspective view thereof;

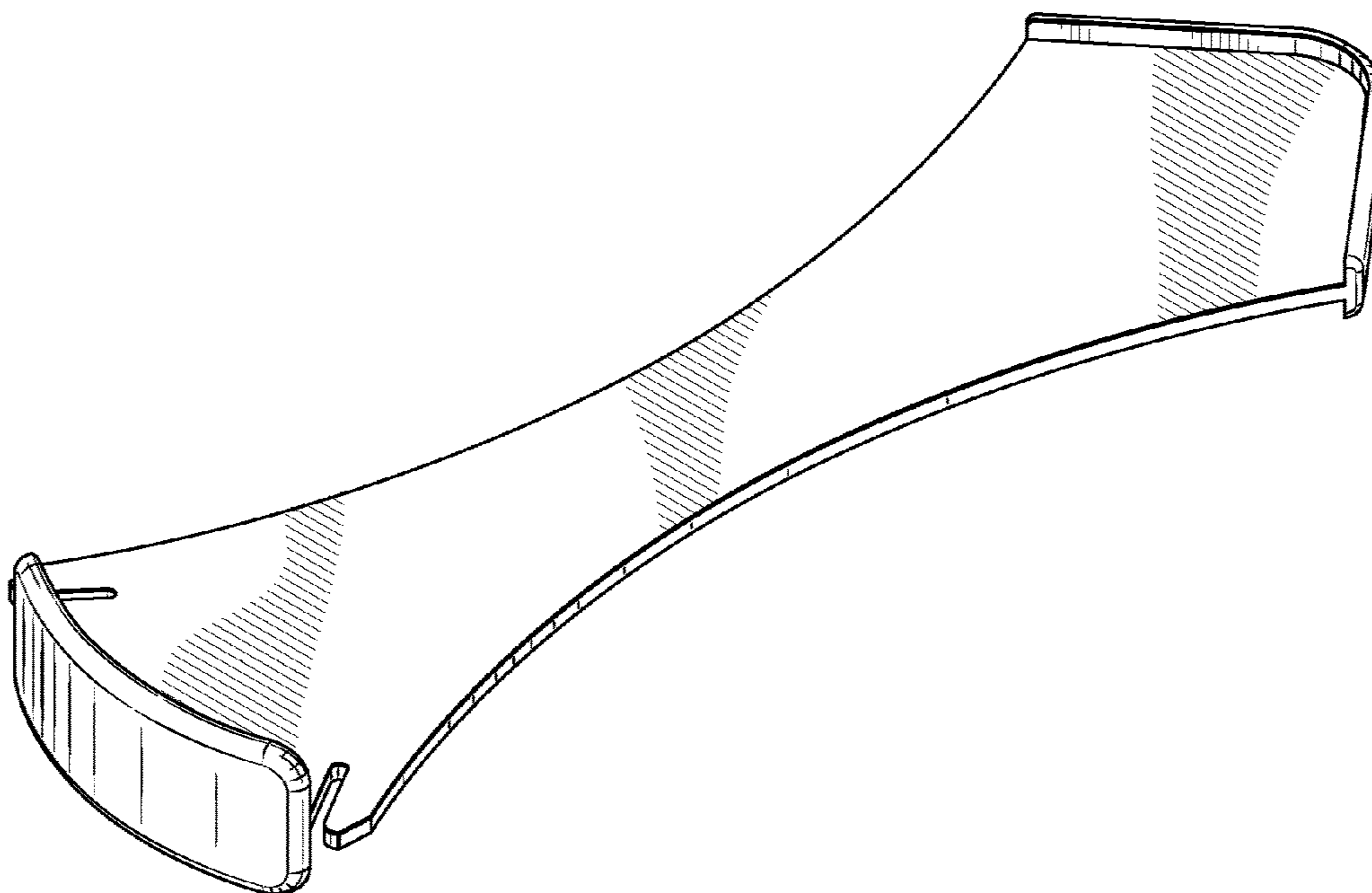
FIG. 3 is a top view thereof, the bottom view being a mirror  
image thereof;

FIG. 4 is a right side view thereof, the left side view being a  
mirror image thereof;

FIG. 5 is a front view thereof; and,

FIG. 6 is a rear view thereof.

**1 Claim, 2 Drawing Sheets**



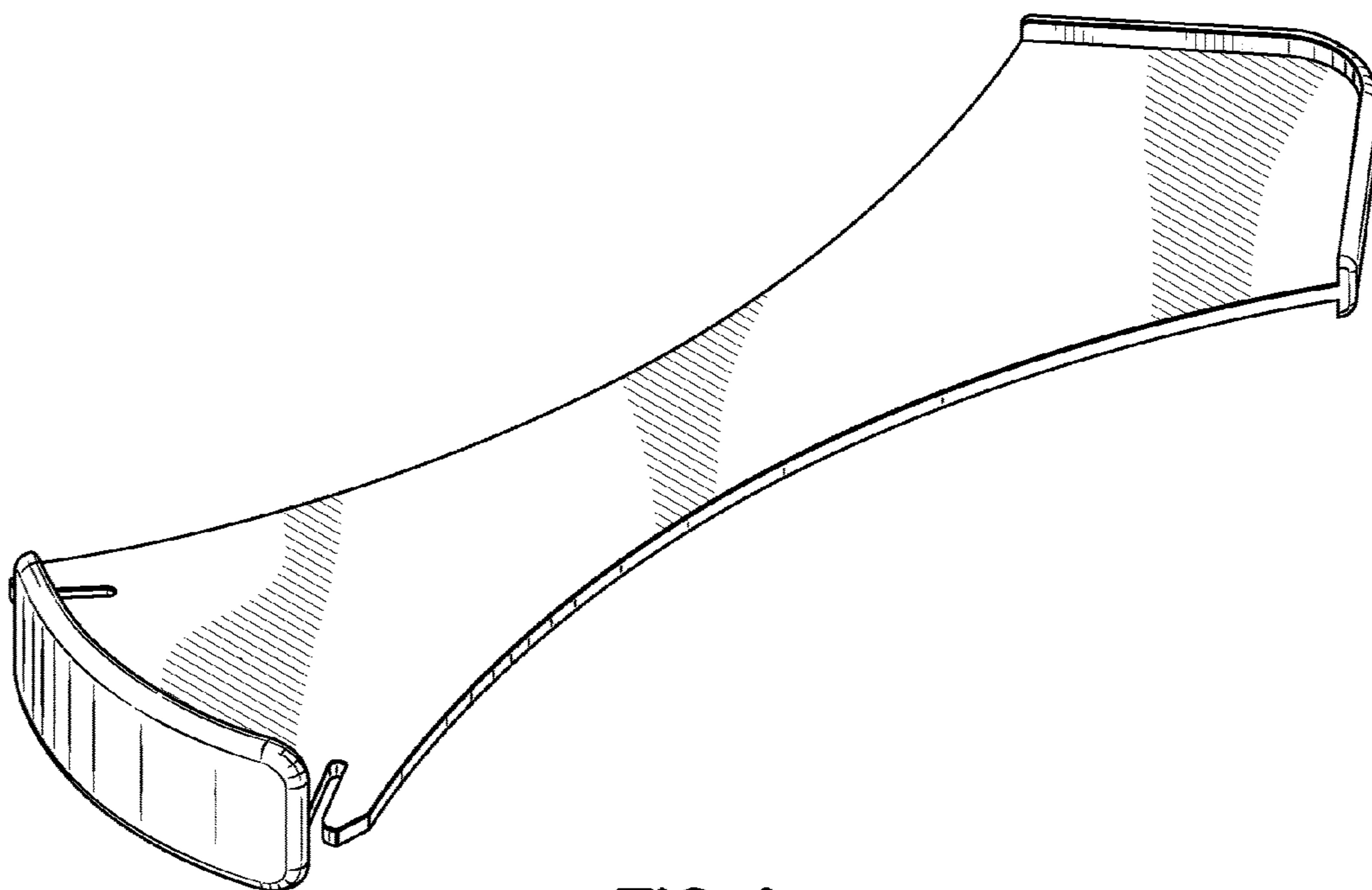


FIG. 1

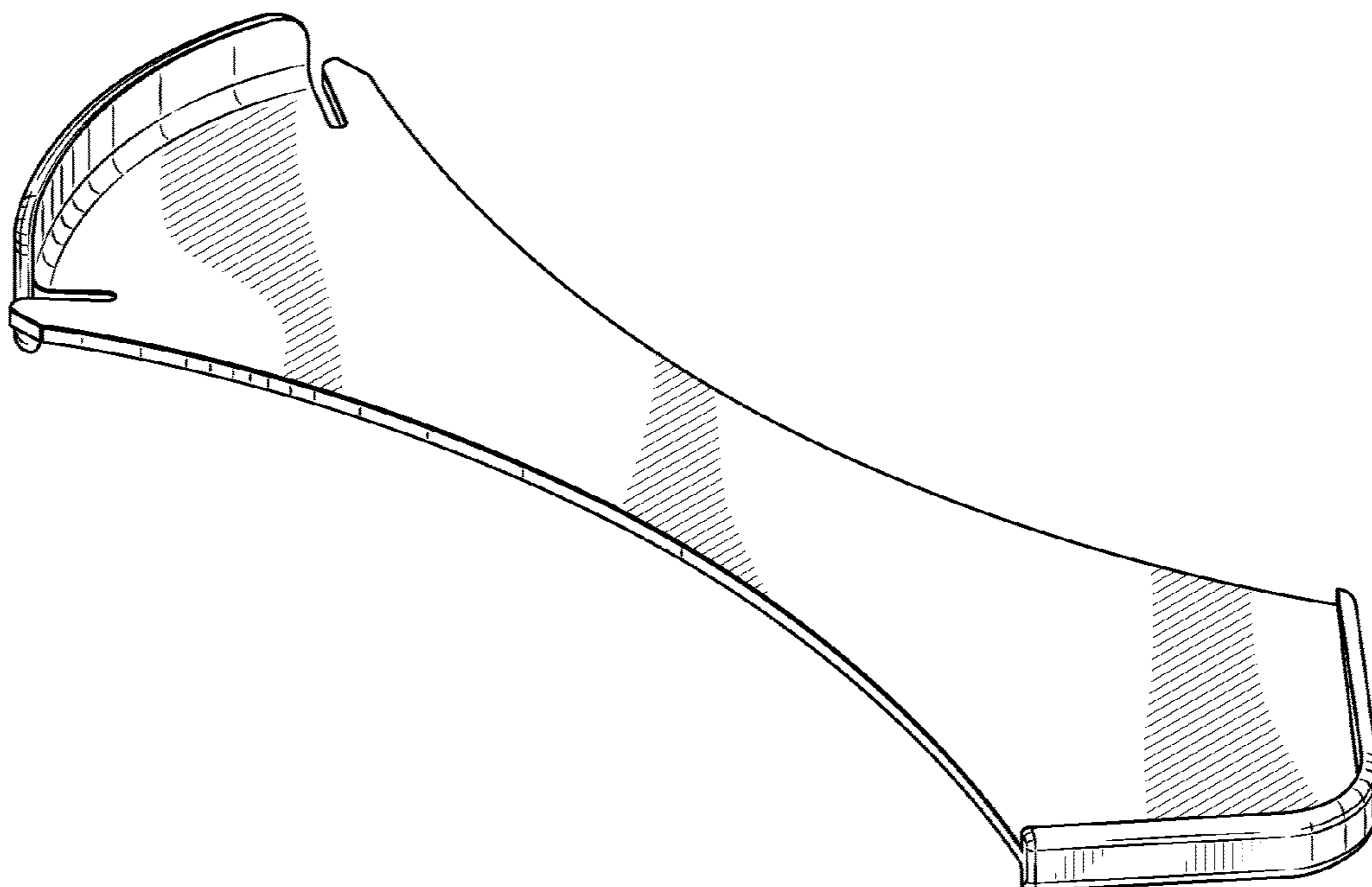


FIG. 2

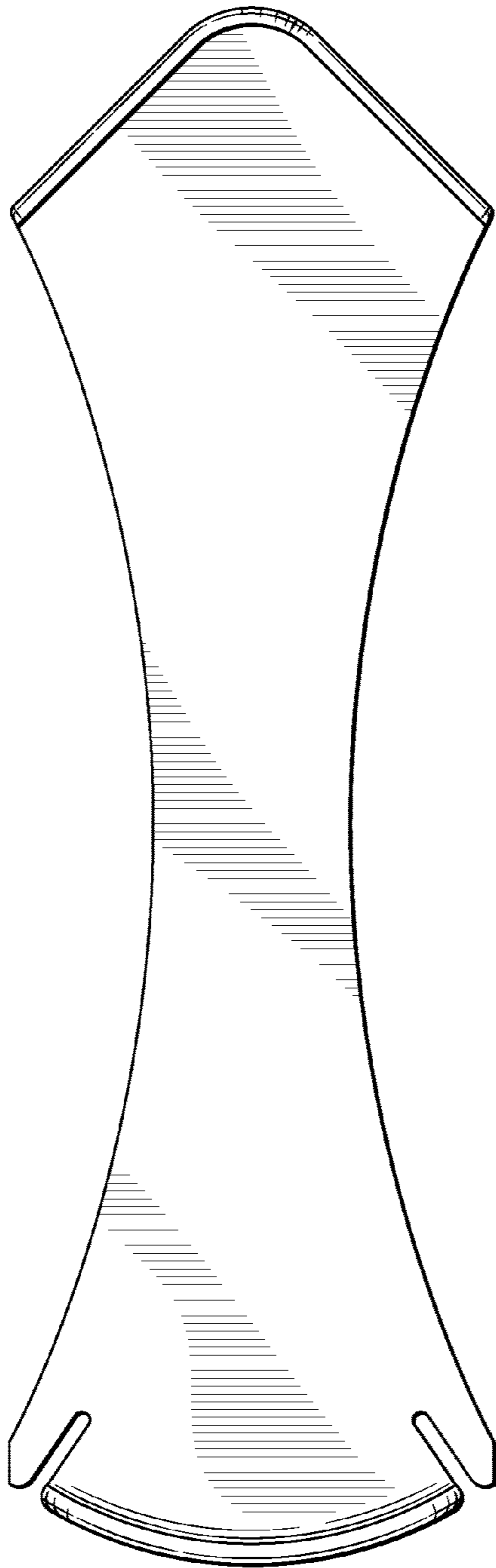


FIG. 3

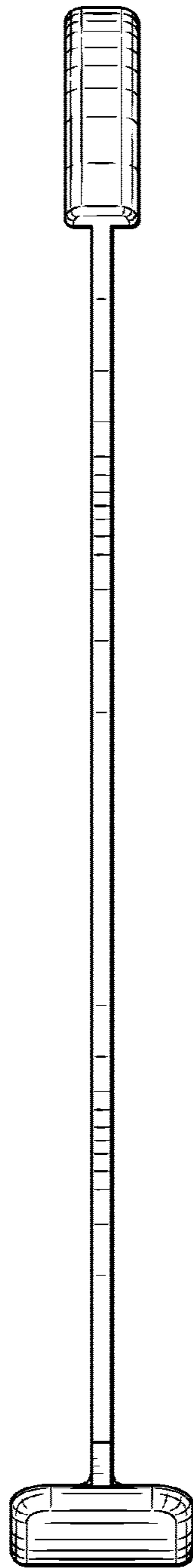


FIG. 4

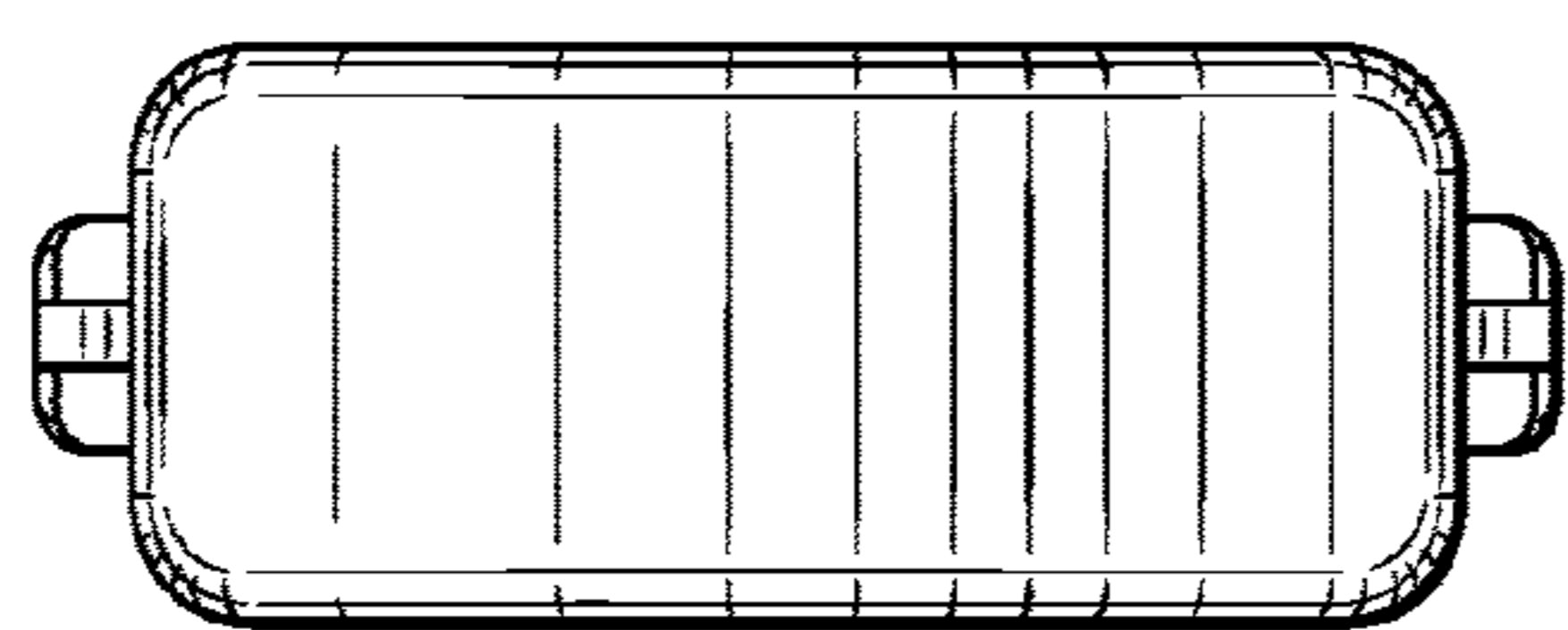


FIG. 5

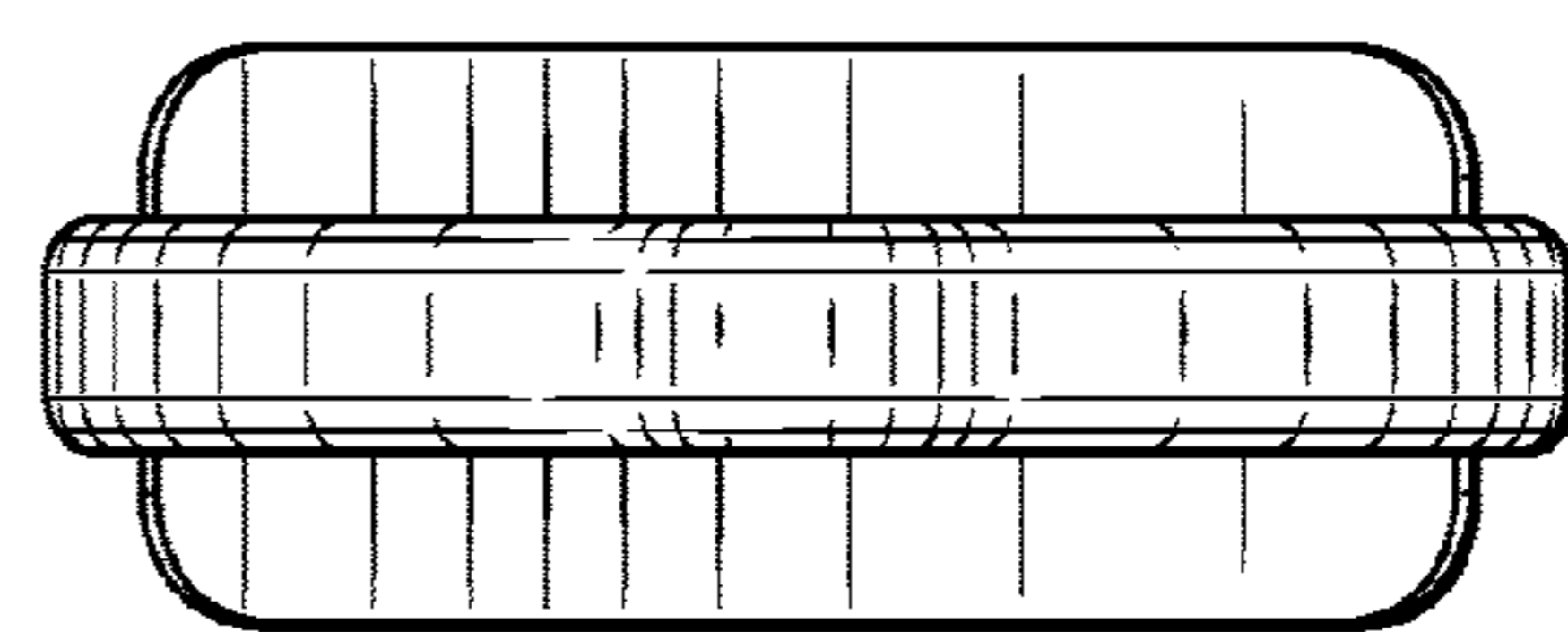


FIG. 6