



US00D635380S

(12) **United States Design Patent**
Kim

(10) **Patent No.:** **US D635,380 S**

(45) **Date of Patent:** **** Apr. 5, 2011**

(54) **WORKING BOARD FOR WASHING MACHINE**

(75) Inventor: **Daniel T Kim**, Washington Township, NJ (US)

(73) Assignee: **LG Electronics Inc.**, Seoul (KR)

(**) Term: **14 Years**

(21) Appl. No.: **29/337,362**

(22) Filed: **May 20, 2009**

(51) **LOC (9) Cl.** **06-02**

(52) **U.S. Cl.** **D6/509**

(58) **Field of Classification Search** D6/509,
D6/510, 511; D19/52, 20, 75, 77, 78, 86,
D19/95; D14/389; 206/562; 108/26; 248/346.01;
D7/590; 281/144; D3/318
See application file for complete search history.

(56) **References Cited**

U.S. PATENT DOCUMENTS

5,018,628	A	*	5/1991	Schenck et al.	211/153
D534,215	S	*	12/2006	Nakata	D19/52
D538,576	S	*	3/2007	Bartell et al.	D6/616
D562,039	S	*	2/2008	Browne et al.	D6/509
D562,040	S	*	2/2008	Browne et al.	D6/509
D568,643	S	*	5/2008	Browne et al.	D6/509
D568,644	S	*	5/2008	Browne et al.	D6/509

D569,139	S	*	5/2008	Browne et al.	D6/509
D569,140	S	*	5/2008	Browne et al.	D6/509
D608,270	S	*	1/2010	Priestman	D12/345
2005/0126445	A1	*	6/2005	Guard et al.	108/25
2007/0051864	A1	*	3/2007	Bartell et al.	248/346.01

* cited by examiner

Primary Examiner — Philip S Hyder

Assistant Examiner — Sydney R Buffalow

(74) *Attorney, Agent, or Firm* — Morgan, Lewis & Bockius LLP

(57) **CLAIM**

The ornamental design for a working board for washing machine, as shown and described.

DESCRIPTION

FIG. 1 is a perspective view of a working board for washing machine showing my new design;
FIG. 2 is a front view thereof;
FIG. 3 is a rear view thereof;
FIG. 4 is a left side view thereof where the right side view is a mirror image;
FIG. 5 is a top plan view thereof;
FIG. 6 is a bottom plan view thereof; and,
FIG. 7 is an environmental perspective view thereof.
The environmental structure illustrated in broken line form in FIG. 7 forms no part of the claimed design.

1 Claim, 7 Drawing Sheets

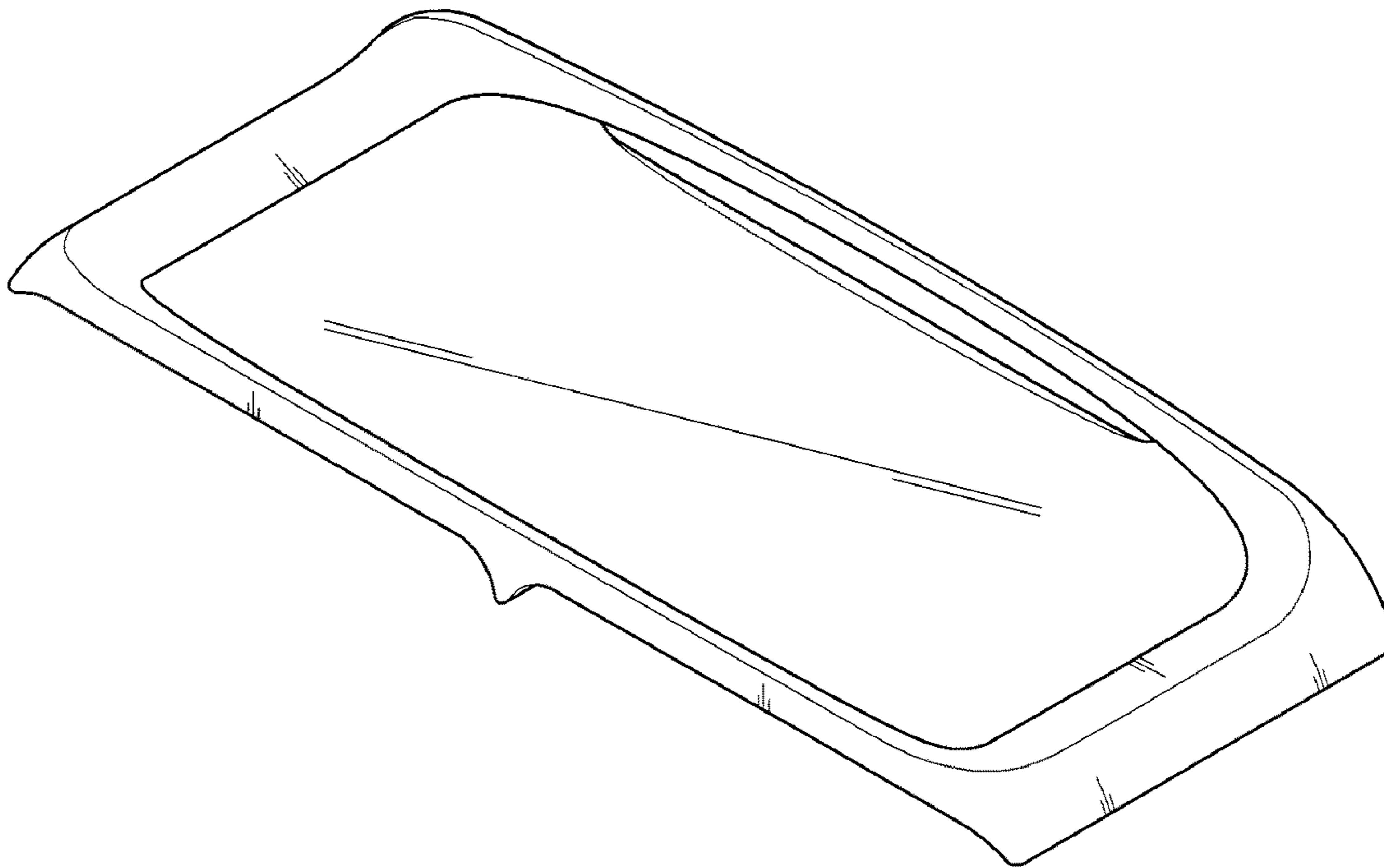


FIG. 1

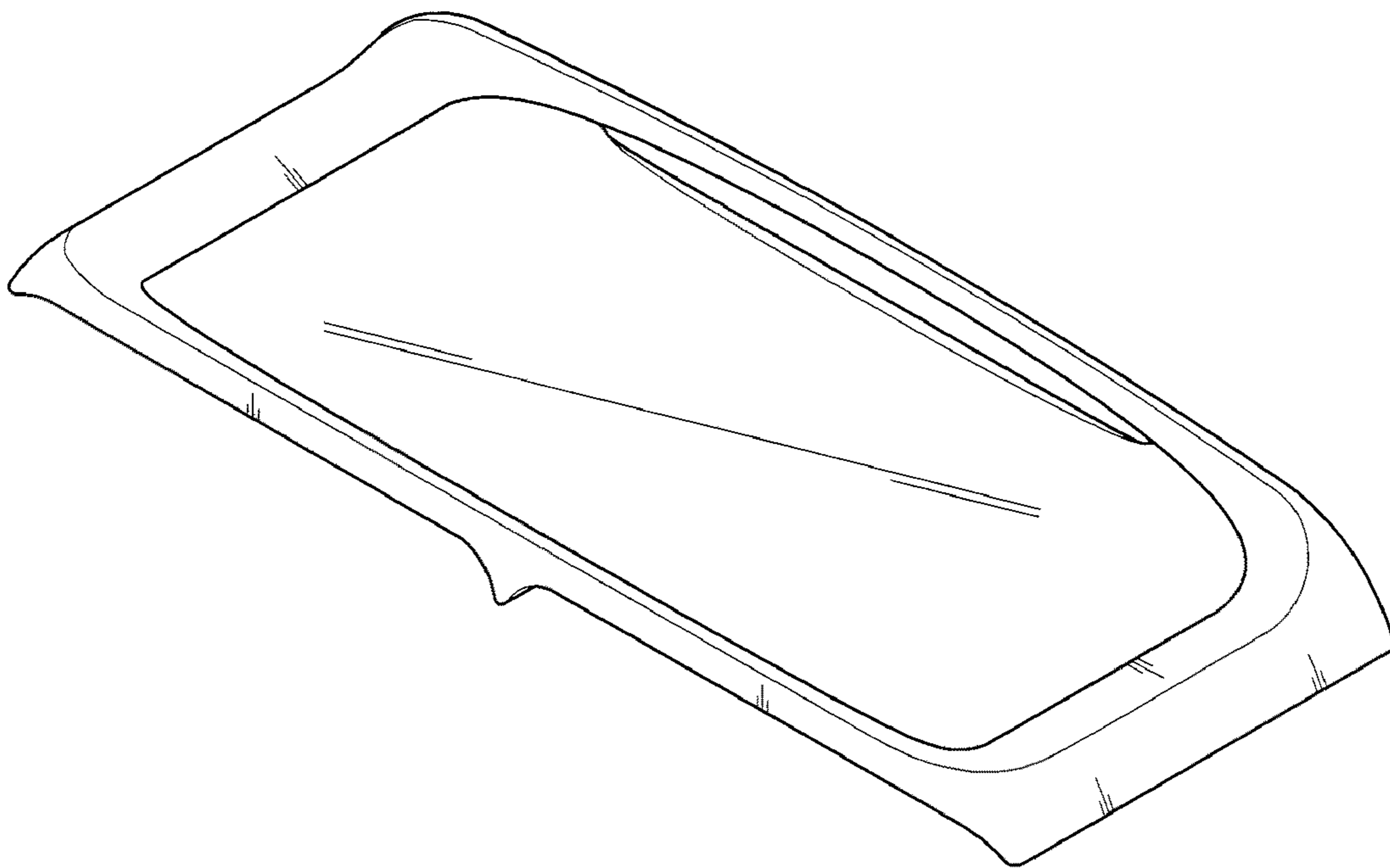


FIG. 2

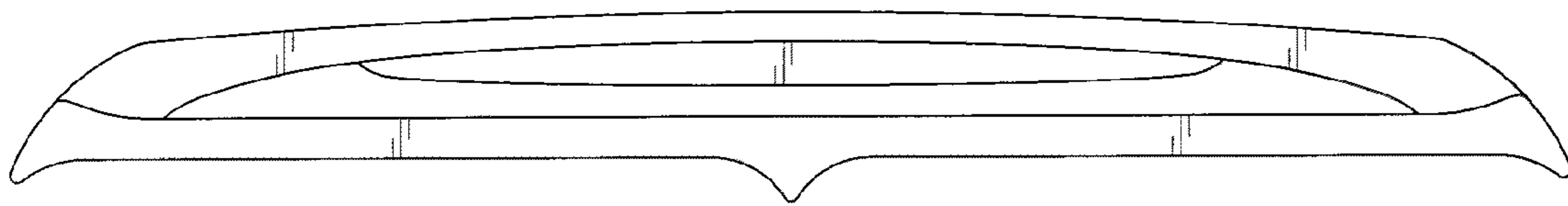


FIG. 3

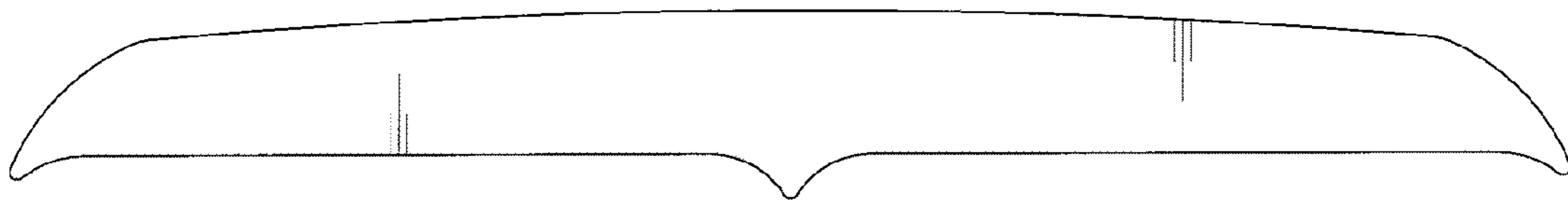


FIG. 4

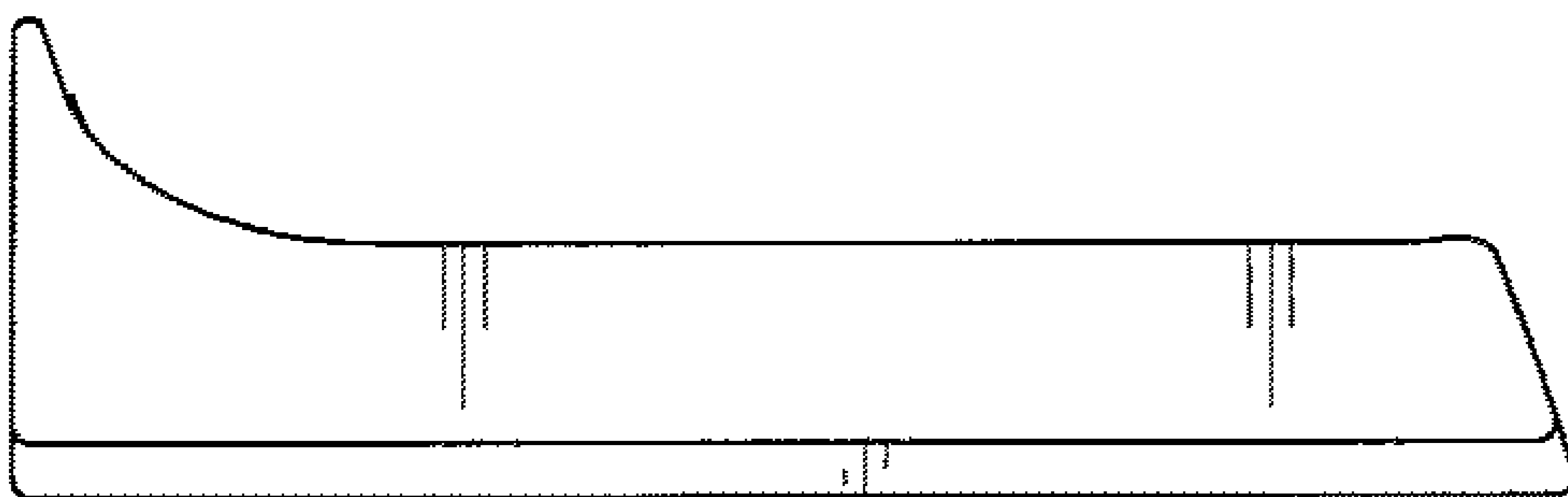


FIG. 5

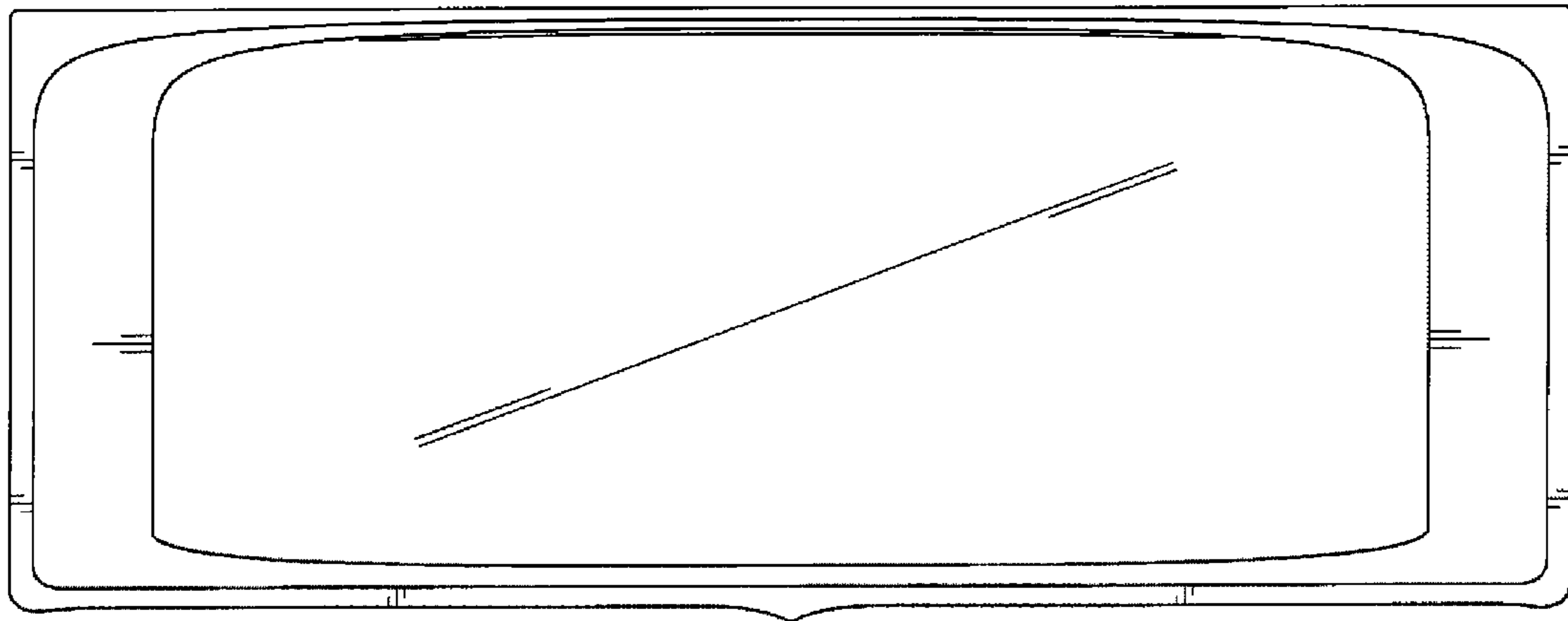


FIG. 6




FIG. 7

