



US00D635373S

(12) **United States Design Patent**
Lieberman

(10) **Patent No.:** **US D635,373 S**

(45) **Date of Patent:** **** Apr. 5, 2011**

(54) **BALL CHAIR**

(75) Inventor: **Jonathan Lieberman**, New York, NY
(US)

(73) Assignee: **Gaiam Americas, Inc.** CO (US)

(**) Term: **14 Years**

(21) Appl. No.: **29/372,084**

(22) Filed: **Oct. 12, 2010**

(51) **LOC (9) Cl.** **06-01**

(52) **U.S. Cl.** **D6/335**

(58) **Field of Classification Search** D6/334,
D6/335, 337, 349, 353, 380, 381, 500-502,
D6/366; 5/12.1, 12.2; 297/14, 43, 44, 118,
297/140, 245, 300.1, 311, 353, 354.1, 445.1,
297/446.1, 446.2, 447.4, 465, 900, DIG. 2,
297/DIG. 7, 452.41

See application file for complete search history.

(56) **References Cited**

U.S. PATENT DOCUMENTS

5,690,389	A *	11/1997	Ekman et al.	297/452.41
5,833,587	A *	11/1998	Strong et al.	482/123
6,070,943	A *	6/2000	Guery-Strahm	297/452.41
6,447,070	B1 *	9/2002	Ekman et al.	297/452.41
6,520,578	B1 *	2/2003	Jospa et al.	297/217.1
D471,025	S *	3/2003	Chiu	D6/366
D471,371	S *	3/2003	Chiu	D6/366
6,616,238	B1 *	9/2003	Guery-Strahm	297/452.41

6,702,388	B1 *	3/2004	Chiu	297/452.41
6,730,005	B1 *	5/2004	Liao	482/142
6,832,817	B1 *	12/2004	Chiu	297/452.41
D503,553	S *	4/2005	Chiu	D6/352
D509,548	S *	9/2005	Heitzman et al.	D21/662
7,044,558	B2 *	5/2006	Chiu	297/452.41
D536,542	S *	2/2007	Chiu	D6/352
7,341,548	B2 *	3/2008	Heitzman et al.	482/142
7,588,522	B2 *	9/2009	Heitzman	482/142
2004/0245838	A1 *	12/2004	Chiu	297/452.41

* cited by examiner

Primary Examiner — Sandra Snapp

(74) *Attorney, Agent, or Firm* — Patrick Bright

(57) **CLAIM**

The ornamental design for a ball chair, as shown and described.

DESCRIPTION

FIG. 1 is a side perspective view showing my ball chair design.

FIG. 2 is a front elevation view of my ball chair design.

FIG. 3 is a rear elevation view of my ball chair design.

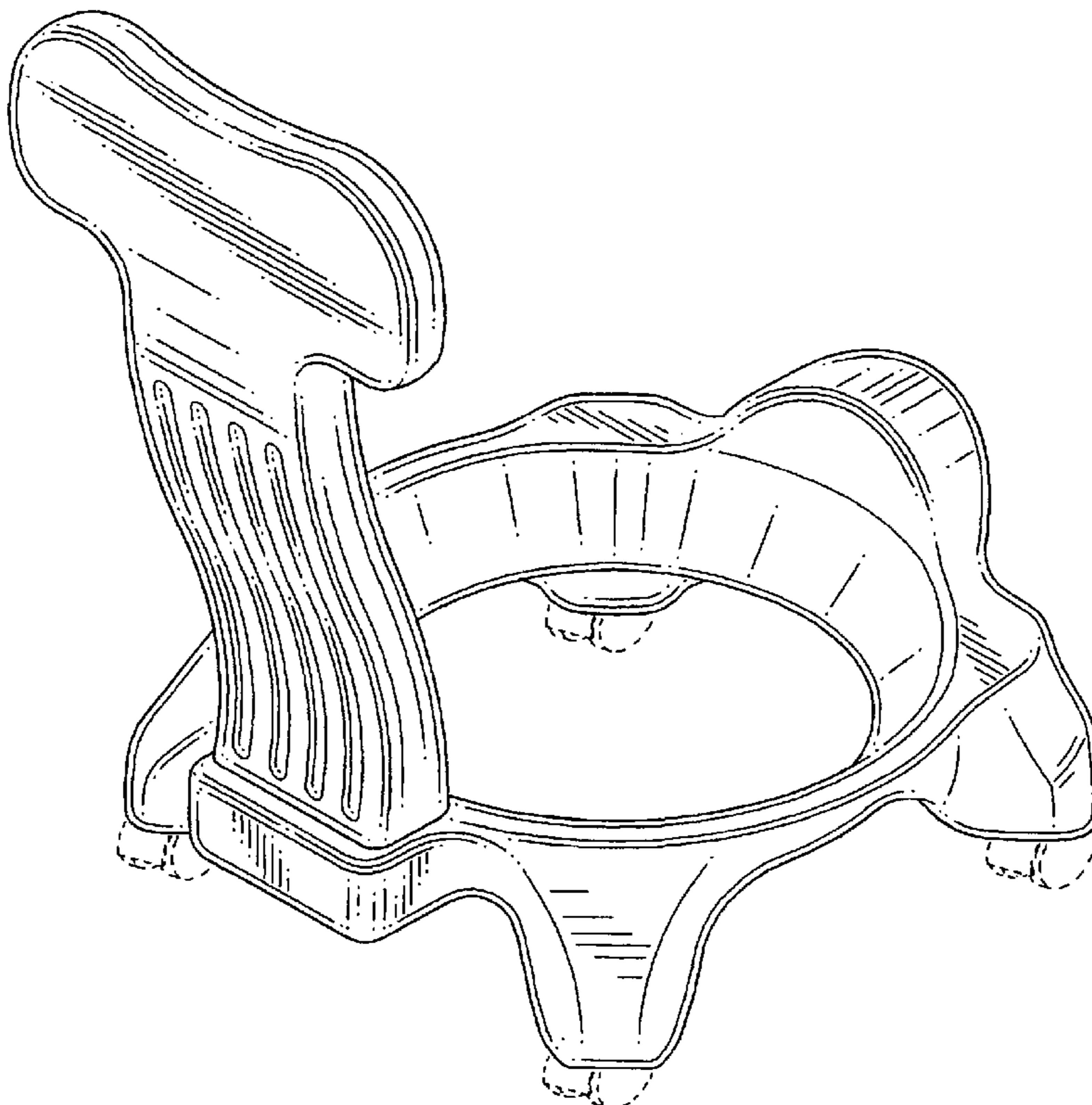
FIG. 4 is a top plan view of my ball chair design.

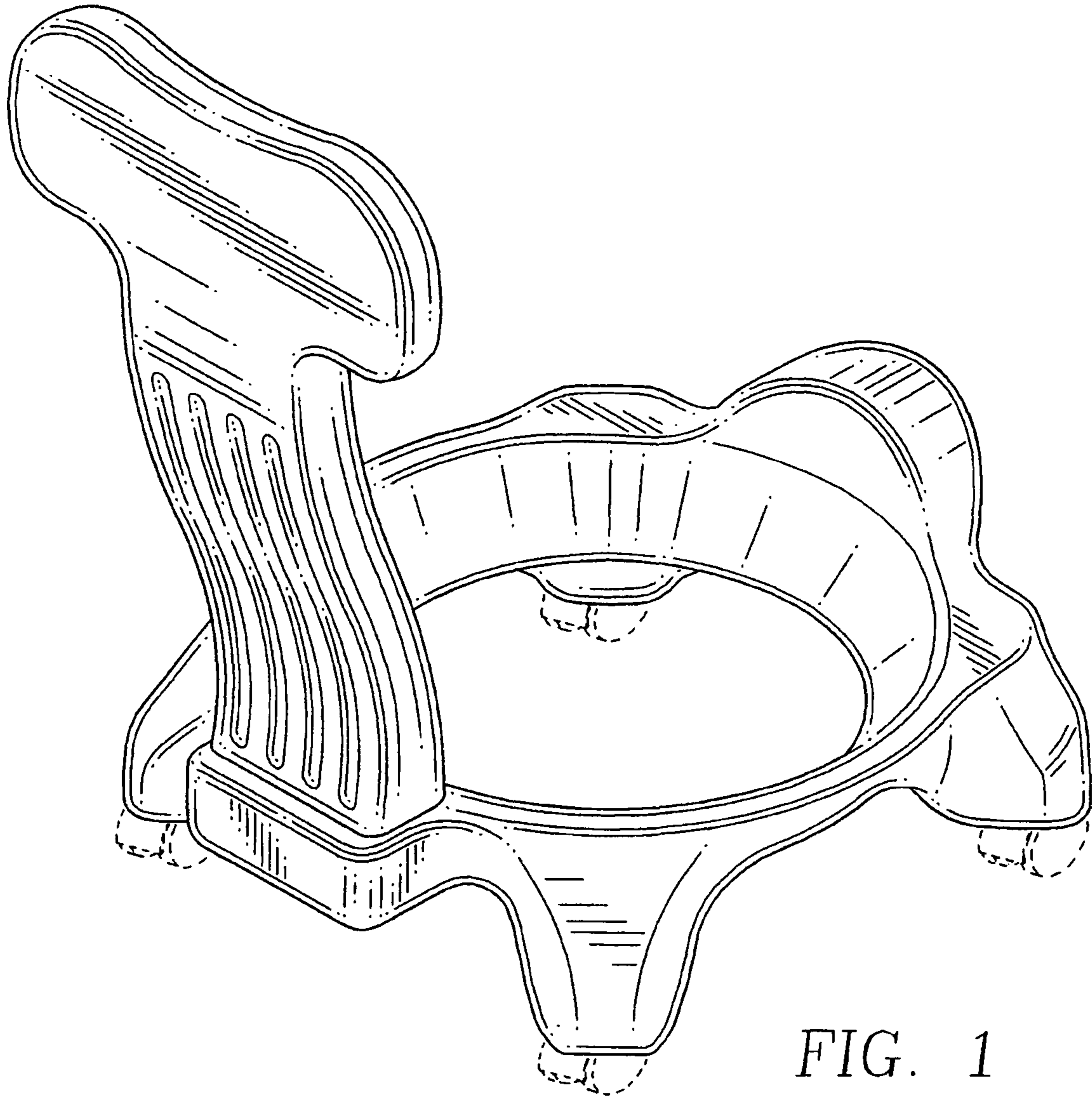
FIG. 5 is a side elevation view of my ball chair design; and,

FIG. 6 is a bottom plan view of my ball chair design.

The broken lines shown in the drawings are for illustrative purposes only and form no part of the claimed design.

1 Claim, 6 Drawing Sheets








FIG. 2

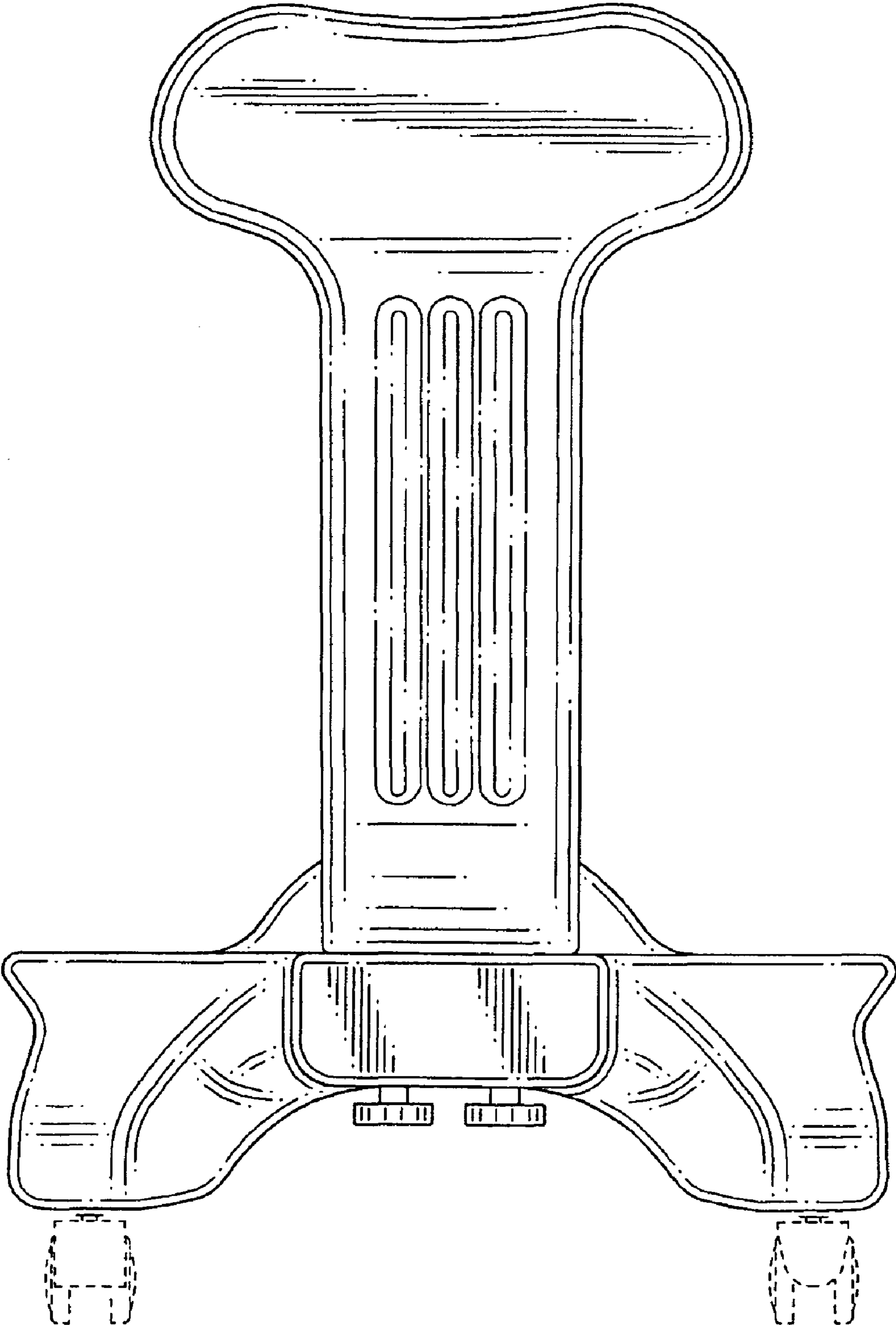


FIG. 3

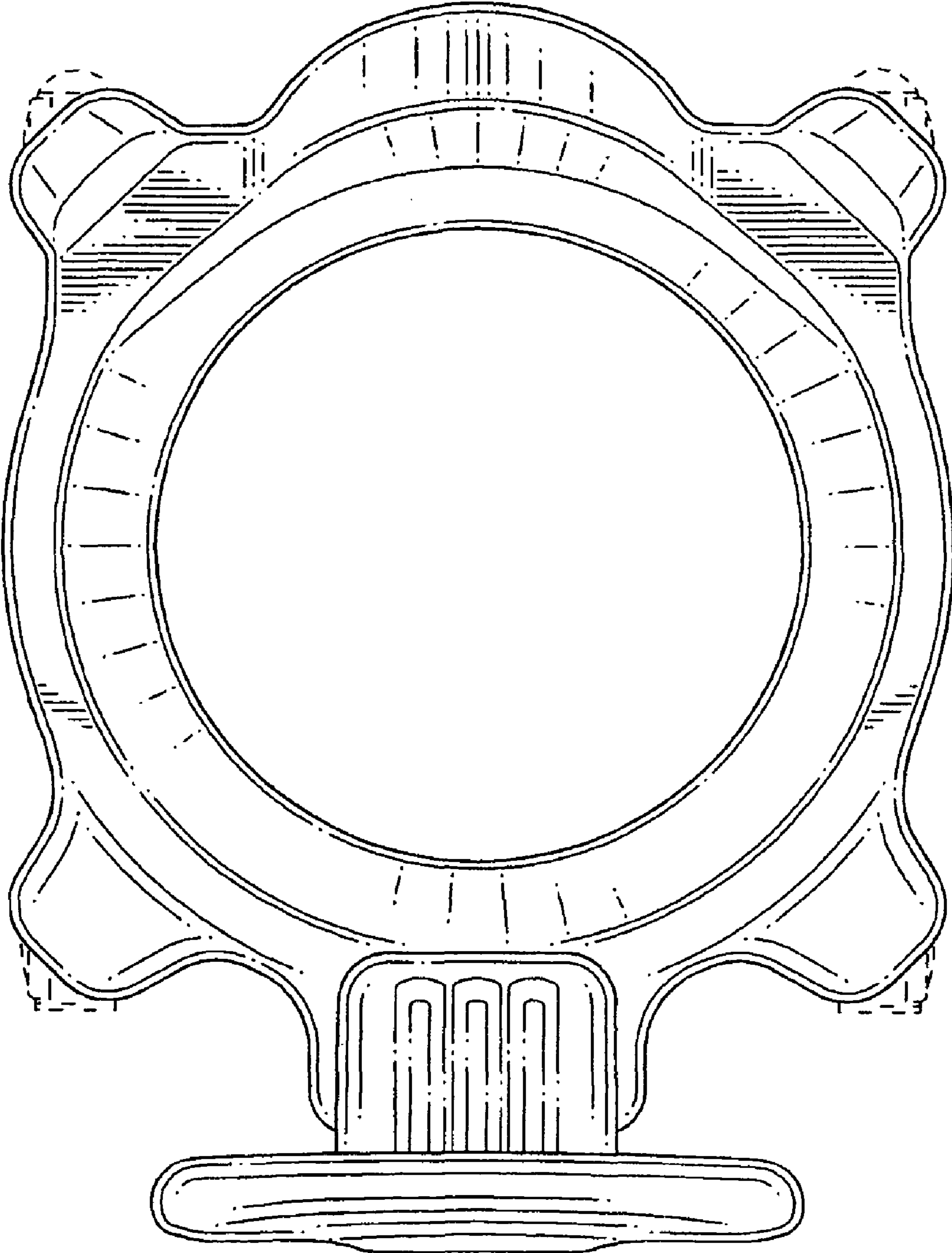


FIG. 4

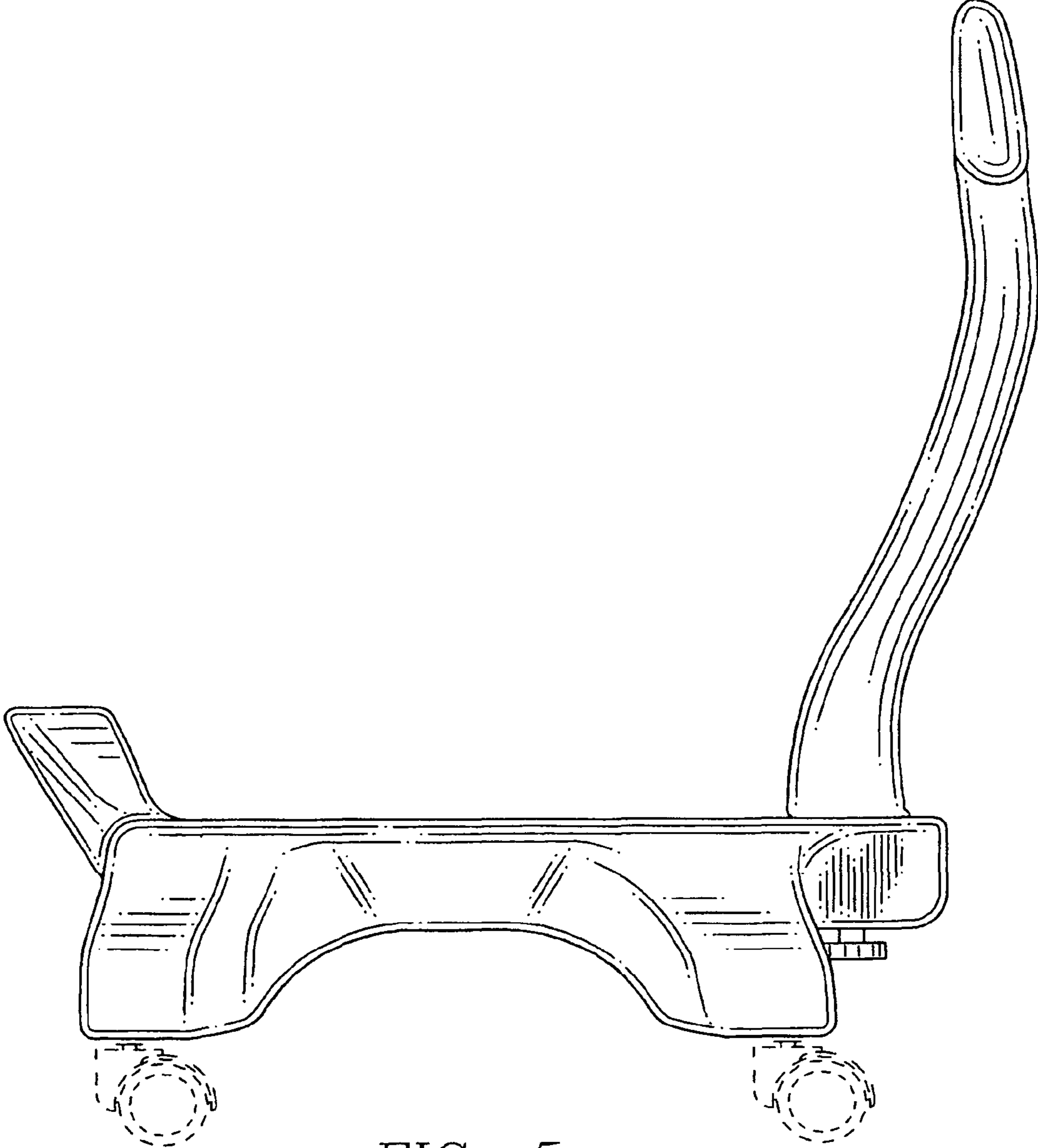


FIG. 5

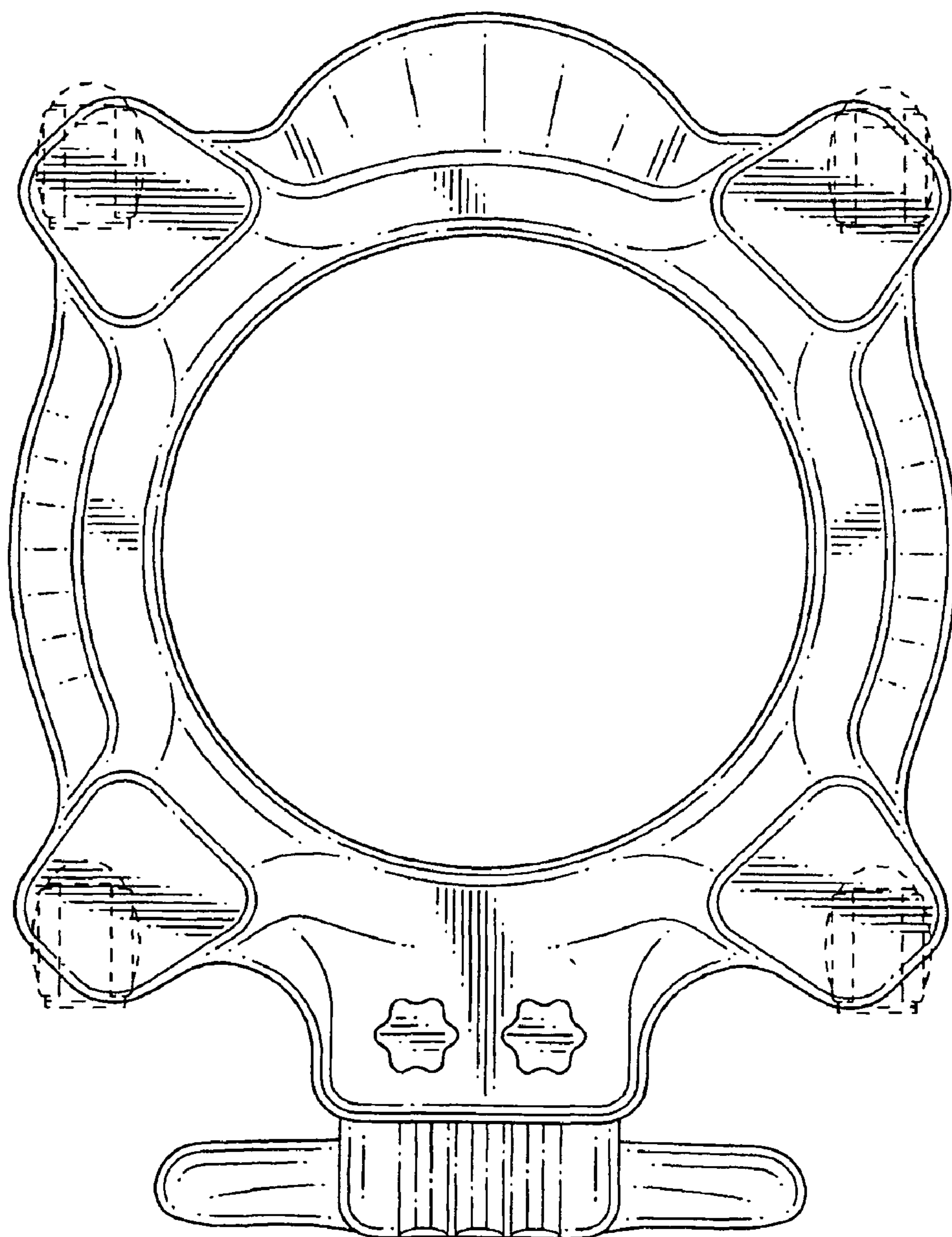


FIG. 6