



US00D635371S

(12) **United States Design Patent**
Schilling et al.

(10) **Patent No.:** **US D635,371 S**
(45) **Date of Patent:** **** Apr. 5, 2011**

(54) **TRANSPARENT TENT TOP MATERIAL**

(75) Inventors: **Gene L. Schilling**, Gastonia, NC (US);
William J. Goulding, Gastonia, NC
(US)

(73) Assignee: **Burlan Corporation**, Gastonia, NC
(US)

(**) Term: **14 Years**

(21) Appl. No.: **29/310,111**

(22) Filed: **Jul. 25, 2008**

(51) **LOC (9) Cl.** **05-02**

(52) **U.S. Cl.** **D5/60; D21/839**

(58) **Field of Classification Search** D5/1-39,
D5/43, 47, 48, 51-58, 60; D21/834, 836,
D21/837, 838, 839, 840; D25/13, 16-18,
D25/20, 21, 26, 32, 56, 57; 52/63; 135/87,
135/90, 96, 97, 99, 114-118, 121, 124-128,
135/135, 143, 157, 900, 901, 908; 296/158-161;
139/384 R

See application file for complete search history.

(56) **References Cited**

U.S. PATENT DOCUMENTS

1,580,287	A	4/1926	Colle et al.	
D109,864	S *	5/1938	Weisberger	D5/47
2,193,469	A	3/1940	Ashton	135/5
2,998,829	A *	9/1961	Horowitz	139/384 R
4,236,543	A	12/1980	Moss	135/3 R
D307,311	S *	4/1990	Dalland	D21/837
D323,868	S *	2/1992	Dalland	D21/837
5,185,972	A *	2/1993	Markiewicz	52/63
5,606,986	A	3/1997	Muise	135/87
D389,248	S *	1/1998	Dalland	D25/56

D393,039	S *	3/1998	Dalland	D21/837
D415,237	S *	10/1999	Dalland	D21/837
D423,070	S *	4/2000	Dalland	D21/837
6,502,594	B1	1/2003	Gerstmar	135/120.1
D543,255	S *	5/2007	Lerner et al.	D21/837
D580,508	S *	11/2008	Dalland et al.	D21/837
D591,821	S *	5/2009	Dalland et al.	D21/837
2006/0213546	A1	9/2006	Mitsui et al.	135/121

OTHER PUBLICATIONS

<http://www.overstock.com/.../3296003/product.html>, Fusion Cobalt Blue Striped Glass Plates (Case of 6), p. 1 of 1.*

http://www.polyvore.com/vertical_stripped_sheer_black_stockings/thing?id=4540504, p. 2 of 2.*

http://www.polyvore.com/vertical_stripped_sheer_black_stockings/thing?id=4540504, p. 1, 2, and 3.*

* cited by examiner

Primary Examiner — Susan Bennett Hattan

Assistant Examiner — Barbara B Lohr

(74) *Attorney, Agent, or Firm* — K&L Gates LLP

(57) **CLAIM**

The ornamental design for a transparent tent top material, as shown and described.

DESCRIPTION


FIG. 1 is a top plan view of a transparent tent top material showing my new design;

FIG. 2 is an enlarged fragmentary view thereof; and,

FIG. 3 is a perspective view thereof, showing the transparent tent top material in use on a tent.

In the drawings the transparent tent top material is understood to be transparent except for the stripes, which are opaque. The broken line boundaries form no part of the claim and indicate that the material has no specific length or width.

1 Claim, 3 Drawing Sheets






FIG. 1

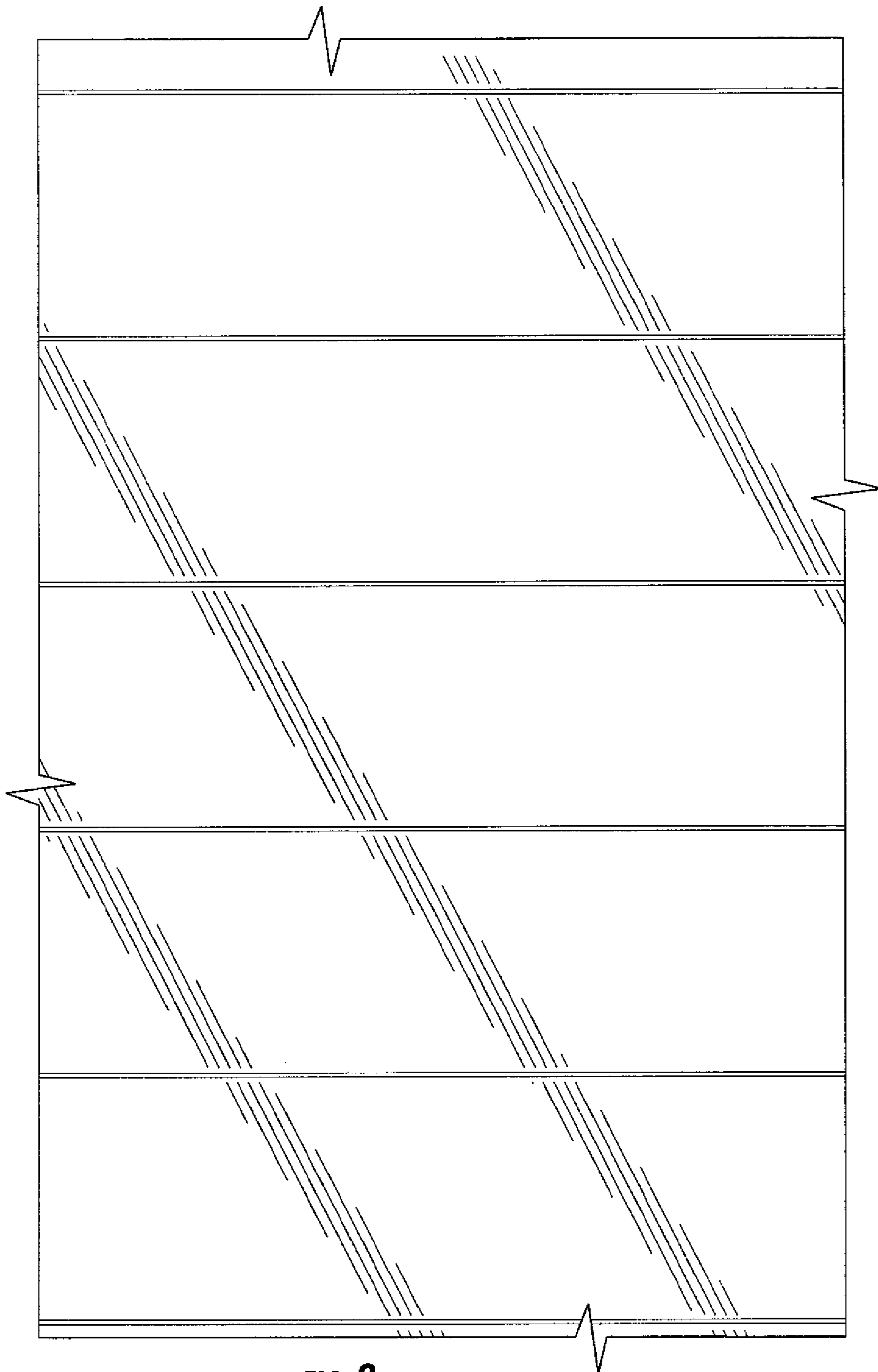


FIG. 2

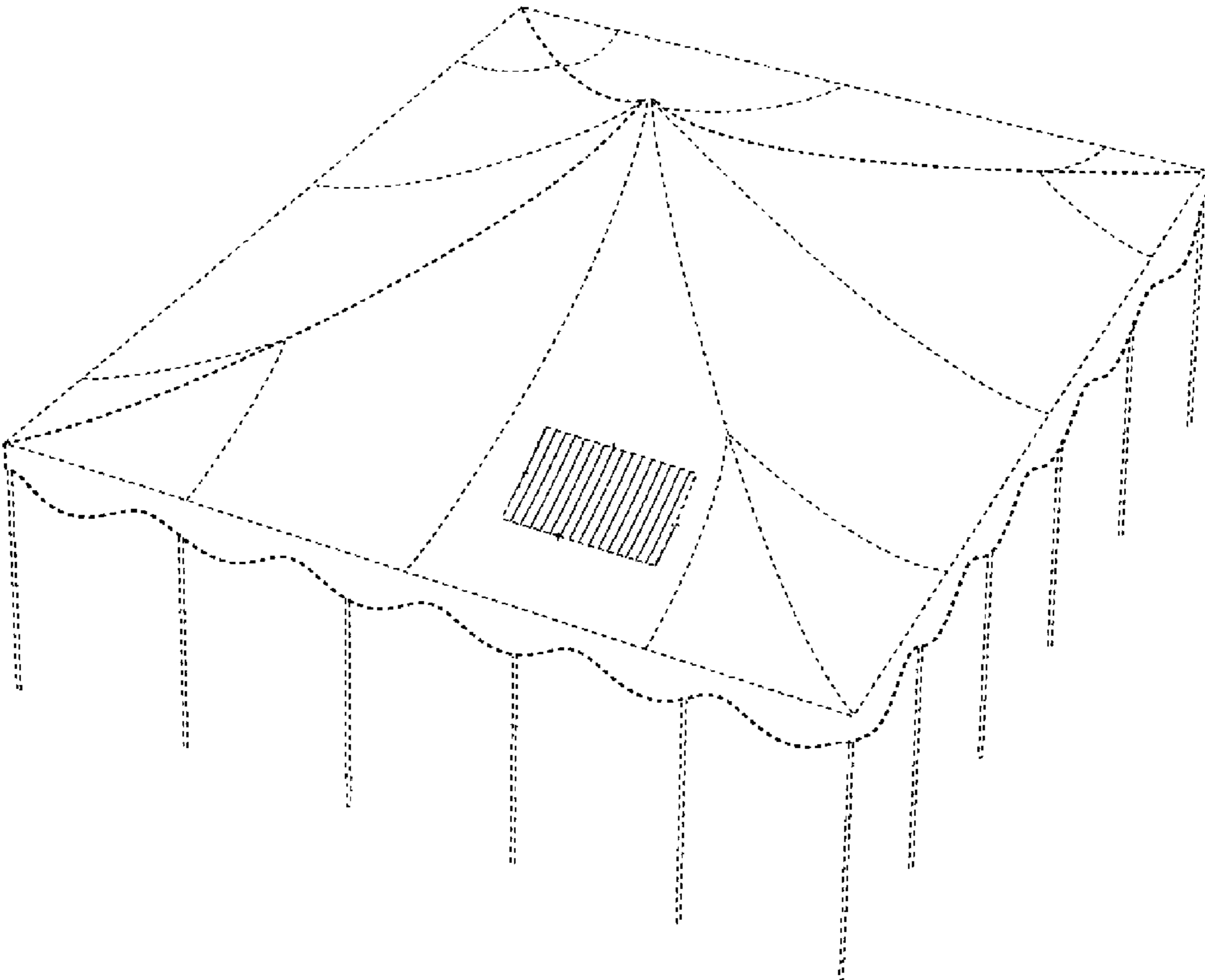


FIG. 3