



US00D635362S

(12) **United States Design Patent**
Goodman et al.

(10) **Patent No.:** **US D635,362 S**
(45) **Date of Patent:** **** Apr. 5, 2011**

(54) **BASKET**

(75) Inventors: **Sheldon H. Goodman**, Solon, OH (US);
Omer I. Sazir, Cleveland, OH (US)

(73) Assignee: **Spectrum Diversified Designs, Inc.**,
Streetsboro, OH (US)

(**) Term: **14 Years**

(21) Appl. No.: **29/377,533**

(22) Filed: **Oct. 22, 2010**

Related U.S. Application Data

(63) Continuation-in-part of application No. 29/368,306,
filed on Aug. 21, 2010.

(51) **LOC (9) Cl.** **03-01**

(52) **U.S. Cl.** **D3/306**

(58) **Field of Classification Search** D3/304,
D3/306-309, 314, 315; D7/601-602; 220/485,
220/586; D6/566-567, 537, 540, 574, 572,
D6/510; 211/13.1, 41.3, 41.4, 86.01, 88.01,
211/134, 126.1

See application file for complete search history.

(56) **References Cited**

U.S. PATENT DOCUMENTS

D359,593 S *	6/1995	Schultz	D30/131
D371,228 S *	6/1996	Monin	D30/121
D382,710 S	8/1997	Henderson		
D396,346 S *	7/1998	Hoernig	D3/306
D399,381 S	10/1998	Hoernig		
D412,080 S	7/1999	Emery et al.		
D419,771 S	2/2000	Chen		
D420,513 S	2/2000	Chen		

D433,286 S *	11/2000	Goodman et al.	D7/631
D434,718 S	12/2000	Kreisler		
D438,432 S *	3/2001	Goodman et al.	D7/624.1
D444,012 S *	6/2001	Ferrer Beltran	D6/536
D507,108 S	7/2005	Suero, Jr.		
D519,325 S *	4/2006	Goodman et al.	D7/601
D608,598 S	1/2010	Goodman et al.		
D608,599 S	1/2010	Goodman et al.		
D616,252 S	5/2010	Goodman et al.		
D616,254 S	5/2010	Goodman et al.		
D616,255 S	5/2010	Goodman et al.		
D622,107 S	8/2010	Goodman et al.		

* cited by examiner

Primary Examiner — Elizabeth A Albert

Assistant Examiner — Kelley A Donnelly

(74) *Attorney, Agent, or Firm* — Pearne & Gordon LLP

(57) **CLAIM**

The ornamental design for basket, as shown and described.

DESCRIPTION

FIG. 1 is a perspective view of a first embodiment of the basket showing our new design;

FIG. 2 is a top plan view thereof;

FIG. 3 is a front elevational view thereof;

FIG. 4 is a bottom plan view thereof;

FIG. 5 is a perspective view of a second embodiment of a basket;

FIG. 6 is a top plan view thereof;


FIG. 7 is a front elevational view thereof;

FIG. 8 is a side elevational view thereof; and,

FIG. 9 is a bottom plan view thereof.

The dotted-line showing in the drawings illustrates environmental matter and forms no part of the claimed design.

1 Claim, 5 Drawing Sheets






FIG. 1

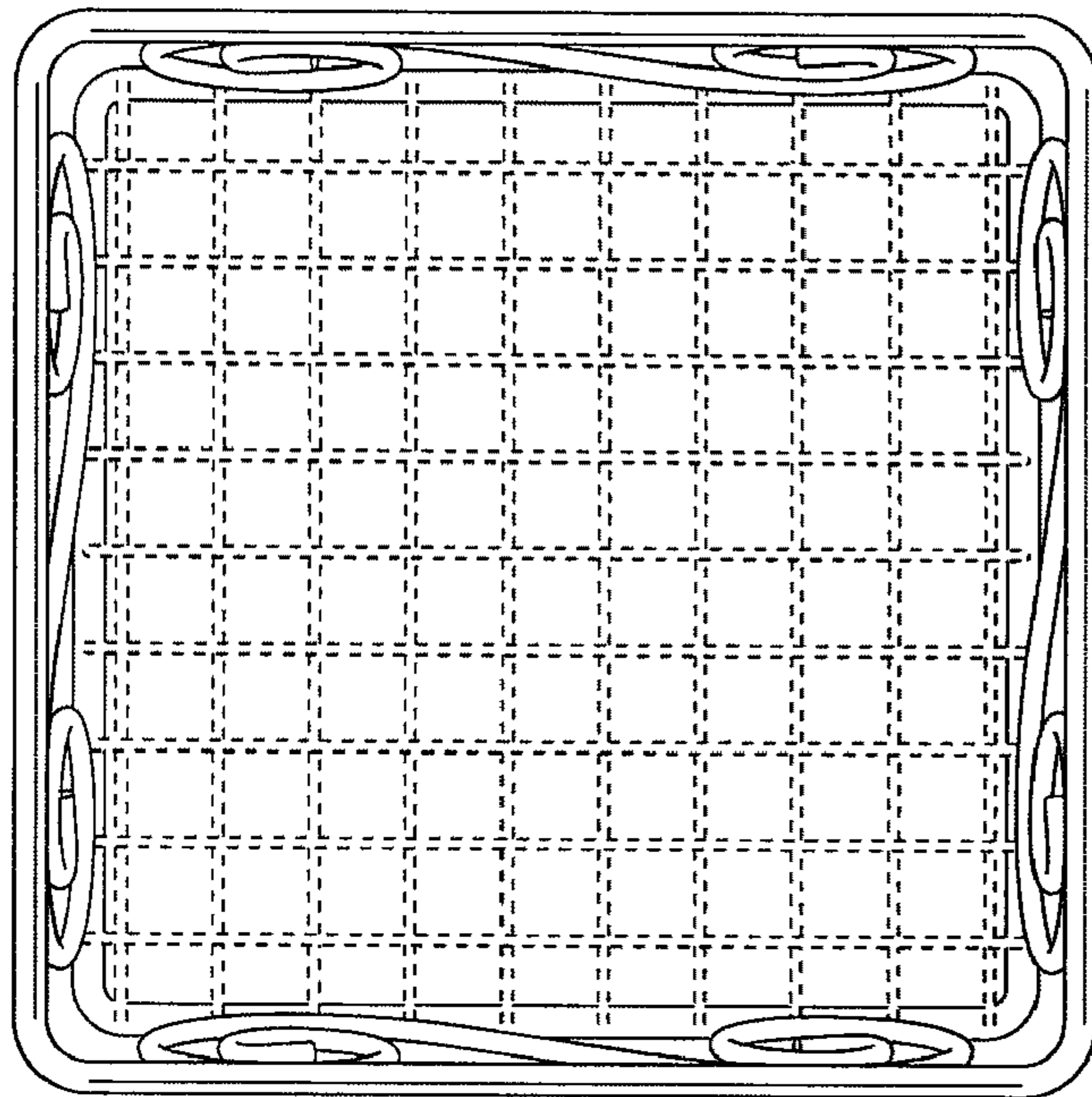


FIG. 2




FIG. 3

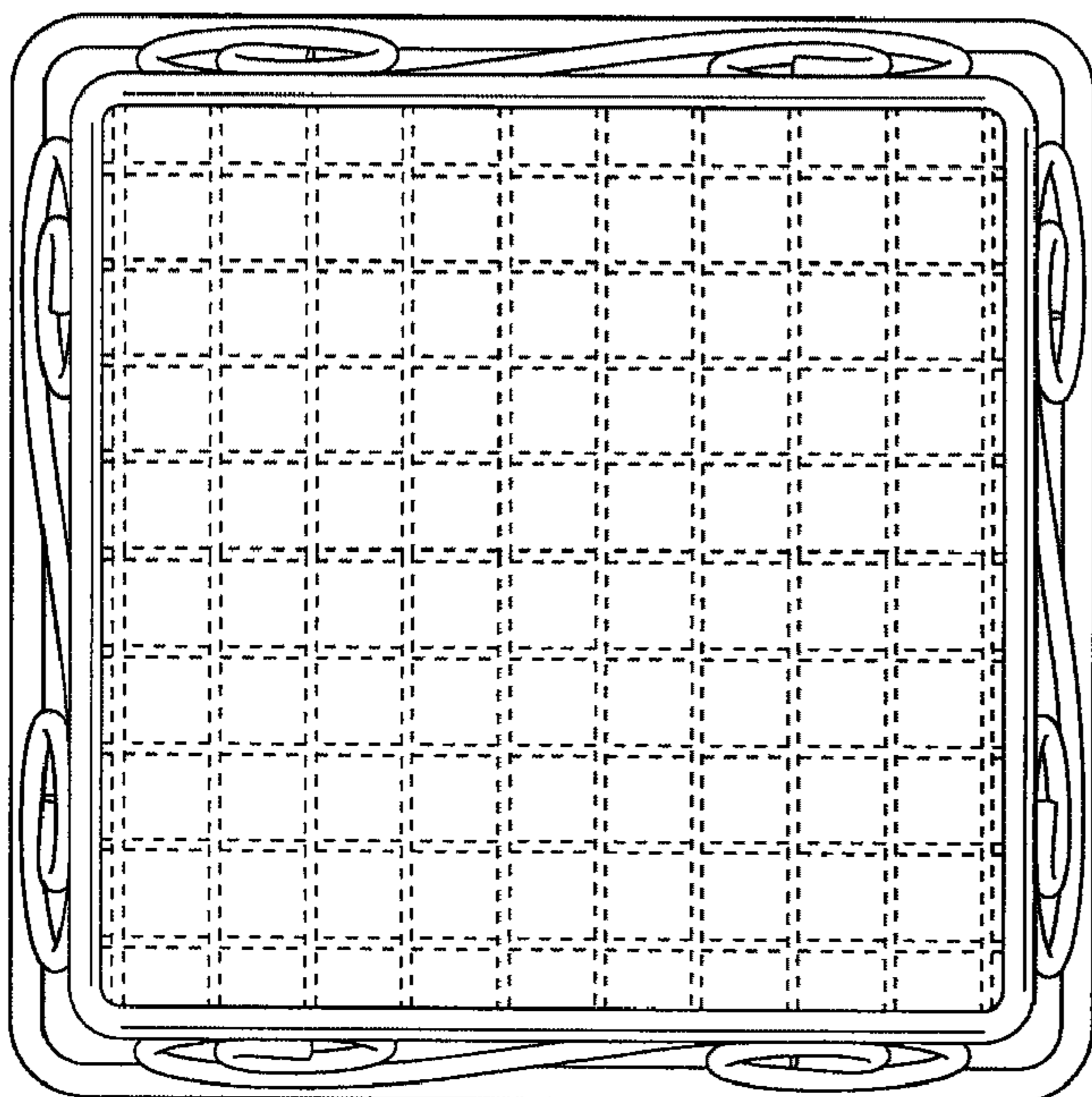


FIG. 4




FIG. 5

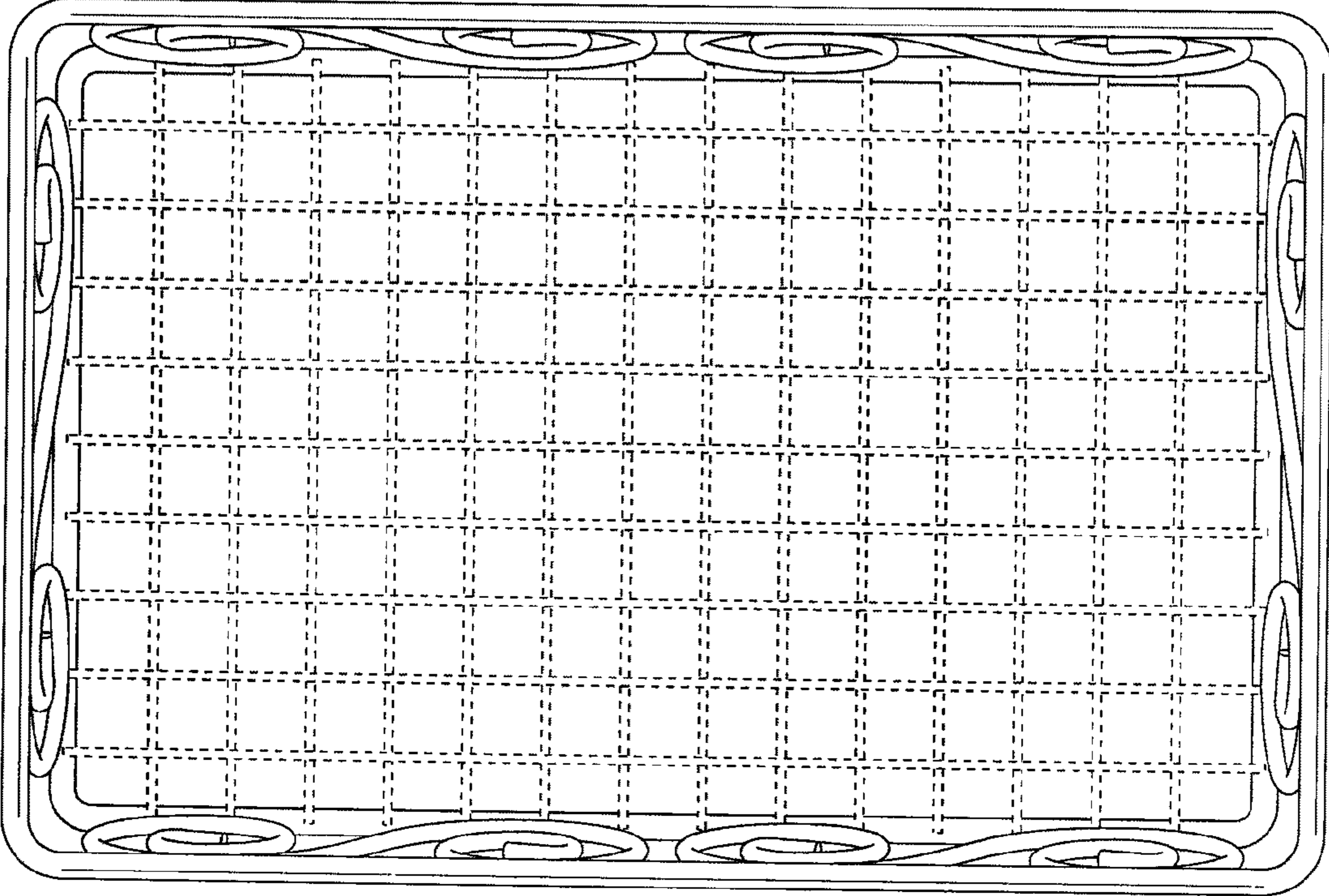


FIG. 6

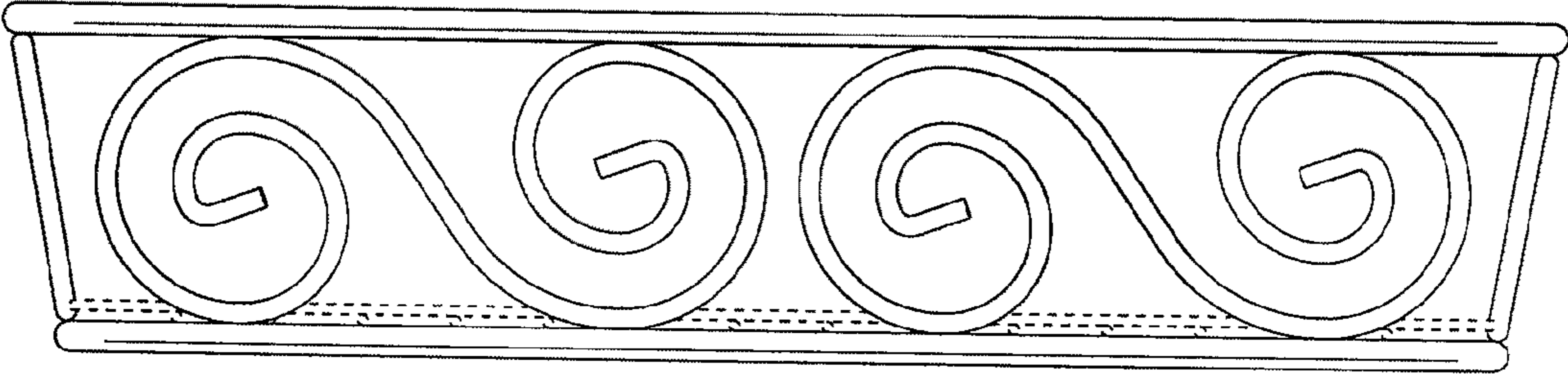


FIG. 7




FIG. 8

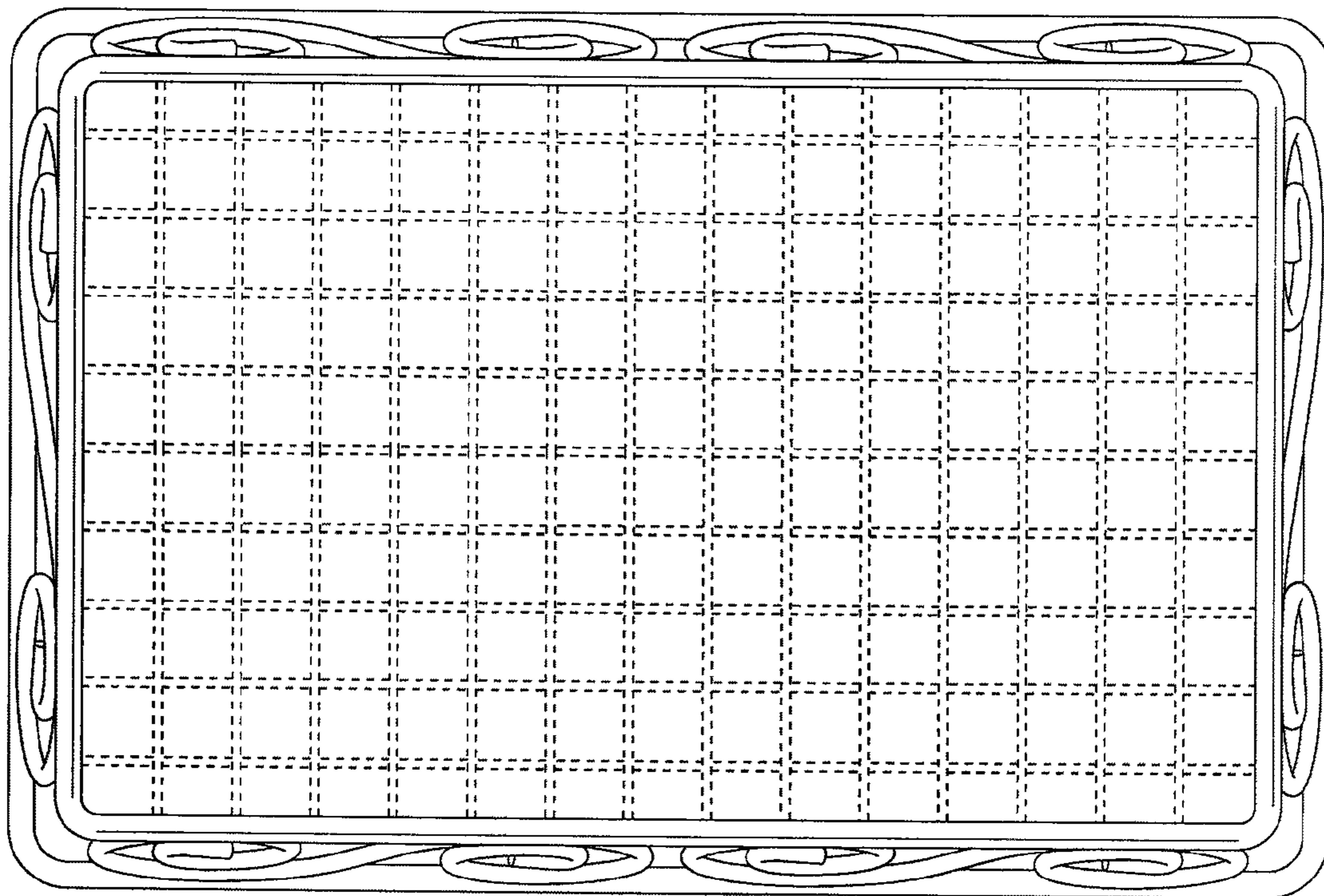


FIG. 9