



US00D635360S

(12) **United States Design Patent**
Dietrich

(10) **Patent No.:** **US D635,360 S**
(45) **Date of Patent:** **** Apr. 5, 2011**

(54) **WALLET**

(75) **Inventor:** **Emmanuel Dietrich**, Paris (FR)

(73) **Assignees:** **Thomas Wingerter**, Hamburg (DE);
Katrin Mengel, Hamburg (DE)

(**) **Term:** **14 Years**

(21) **Appl. No.:** **29/364,938**

(22) **Filed:** **Jun. 30, 2010**

(30) **Foreign Application Priority Data**

Jan. 5, 2010 (DE) 20 2010 000 921

(51) **LOC (9) Cl.** **03-01**

(52) **U.S. Cl.** **D3/247**

(58) **Field of Classification Search** D3/247,
D3/249, 252; 150/130-132, 136-138
See application file for complete search history.

(56) **References Cited**

U.S. PATENT DOCUMENTS

5,022,516 A 6/1991 Urban et al.
D470,657 S * 2/2003 Kawamura D3/247

D481,537 S * 11/2003 Vaughn D3/247
D510,187 S * 10/2005 Chan D3/247
D550,453 S * 9/2007 Ford D3/247
D570,112 S * 6/2008 McDowell et al. D3/247

FOREIGN PATENT DOCUMENTS

DE 03314535 A1 10/1981
DE 04119792 A1 12/1992
DE 19747194 A1 5/1999
DE 20210574 U1 1/2003
DE 10143120 A1 3/2003

* cited by examiner

Primary Examiner — Holly H Baynham

(74) *Attorney, Agent, or Firm* — Vidas, Arrett & Steinkraus

(57) **CLAIM**

The ornamental design for a wallet, as shown and described.

DESCRIPTION

FIG. 1 is a top view of the wallet;
FIG. 2 is a bottom view of the wallet;
FIG. 3 is a front view of the wallet;
FIG. 4 is a side view of the wallet;
FIG. 5 is a rear view of the wallet; and,
FIG. 6 is a side view of the wallet.

1 Claim, 6 Drawing Sheets

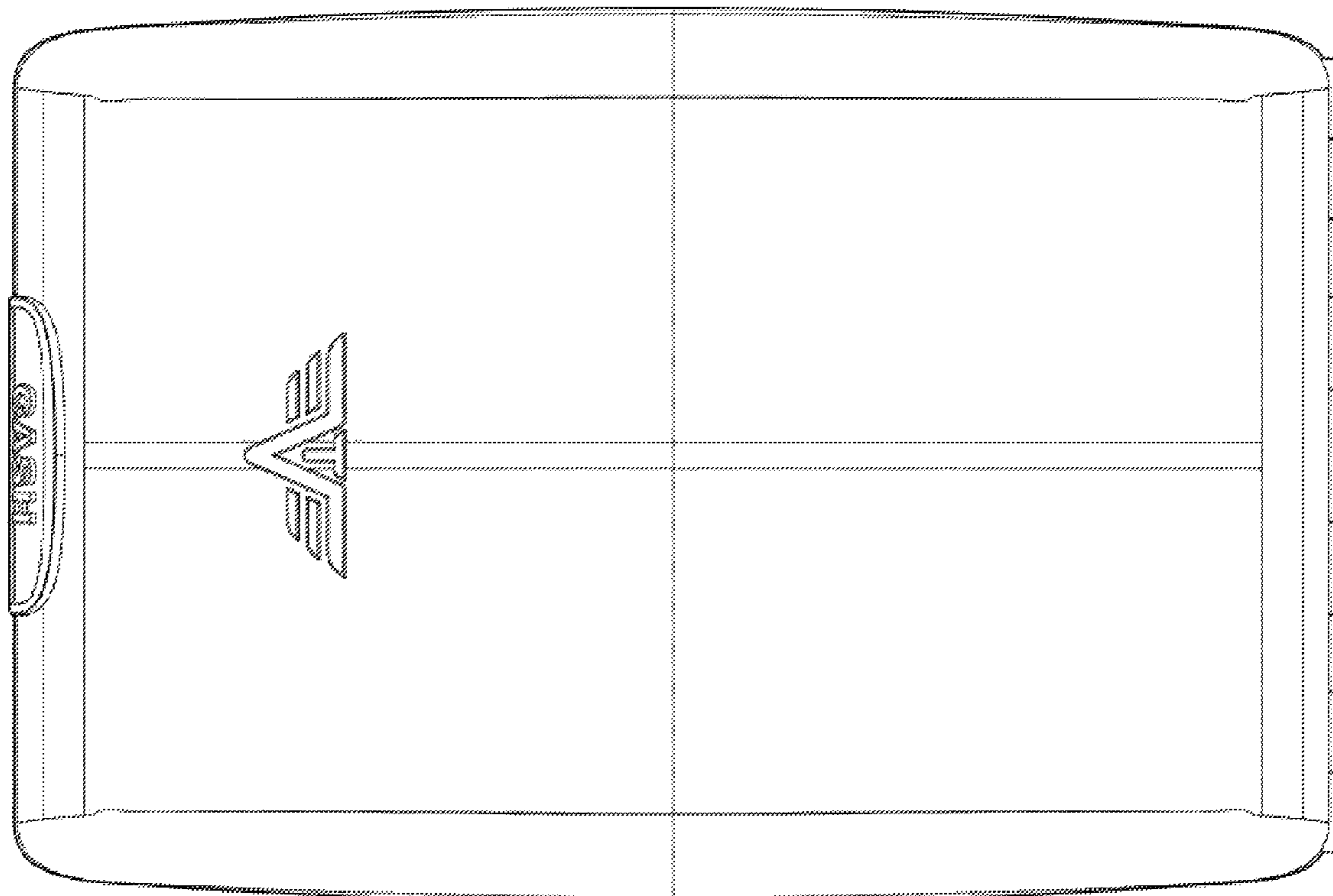


Fig. 1

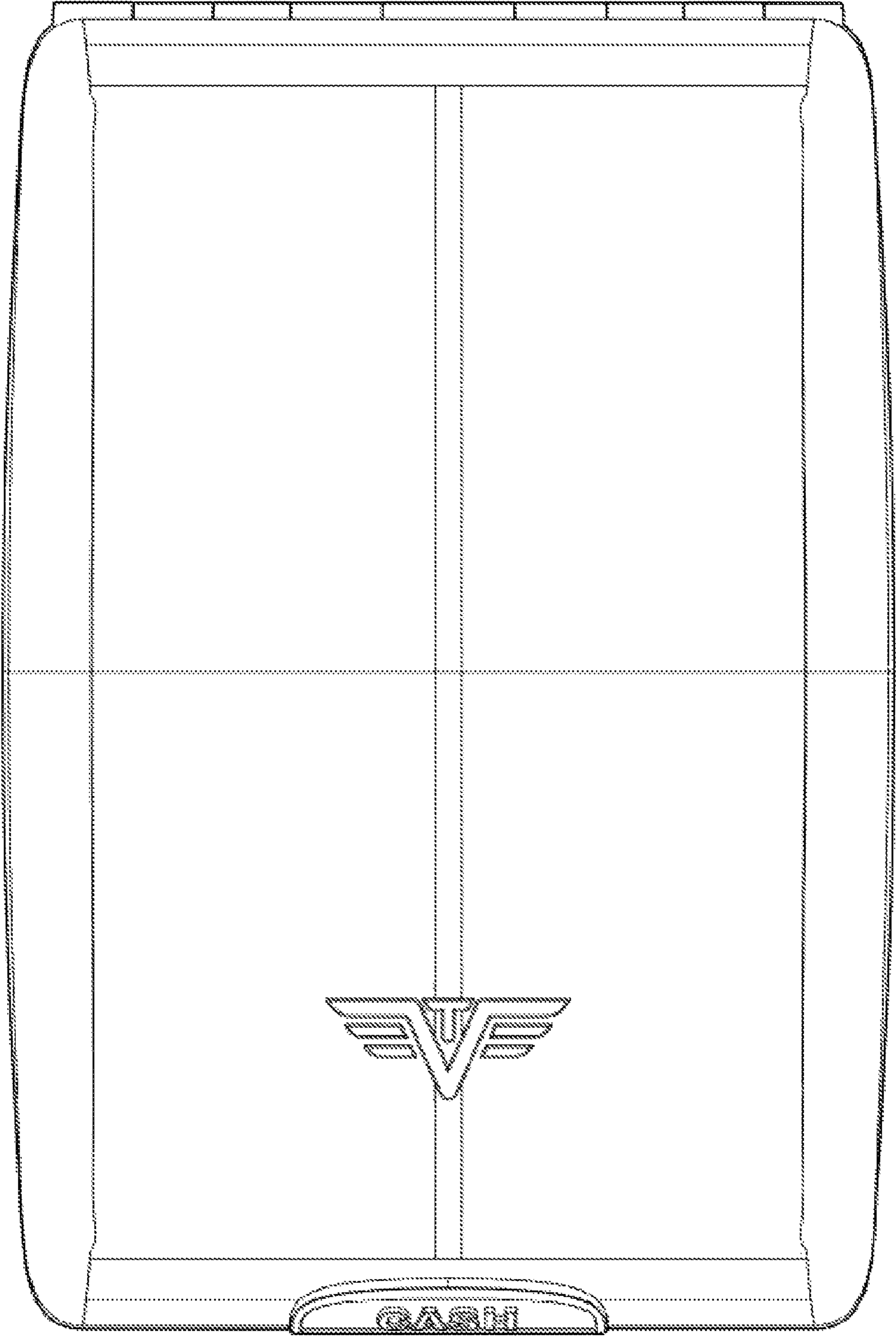


Fig. 2




Fig. 3

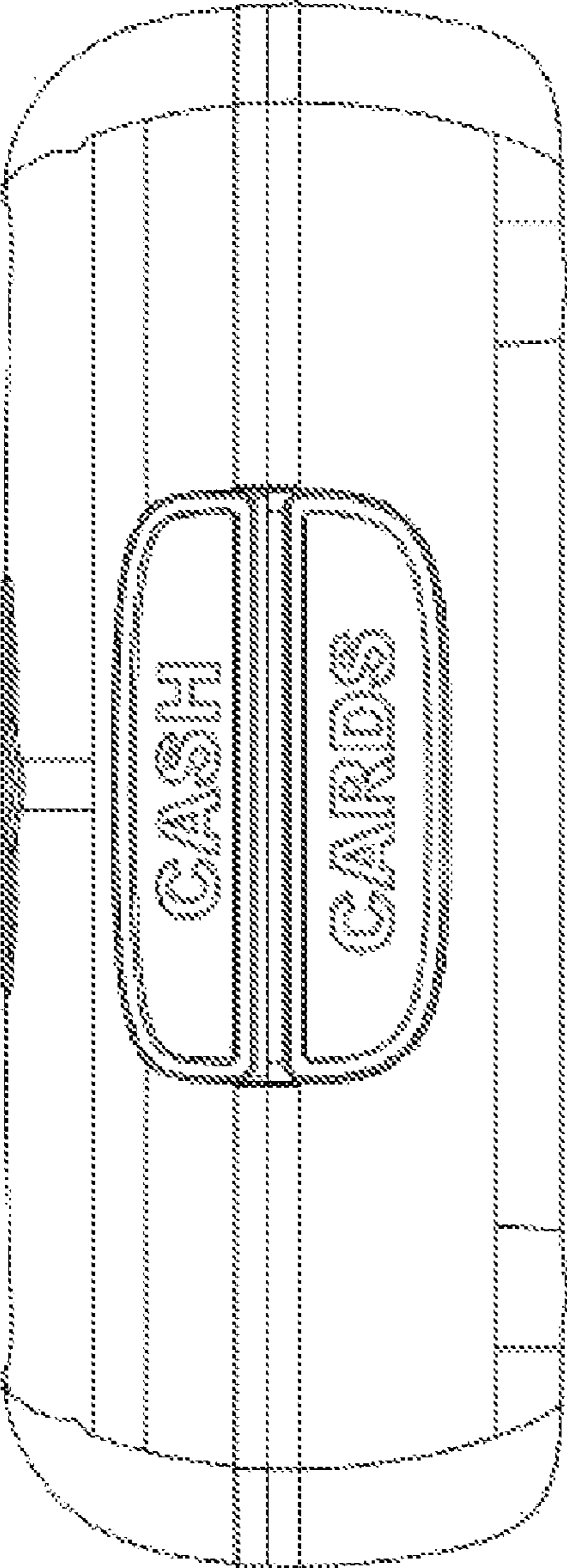


Fig. 4




Fig. 5

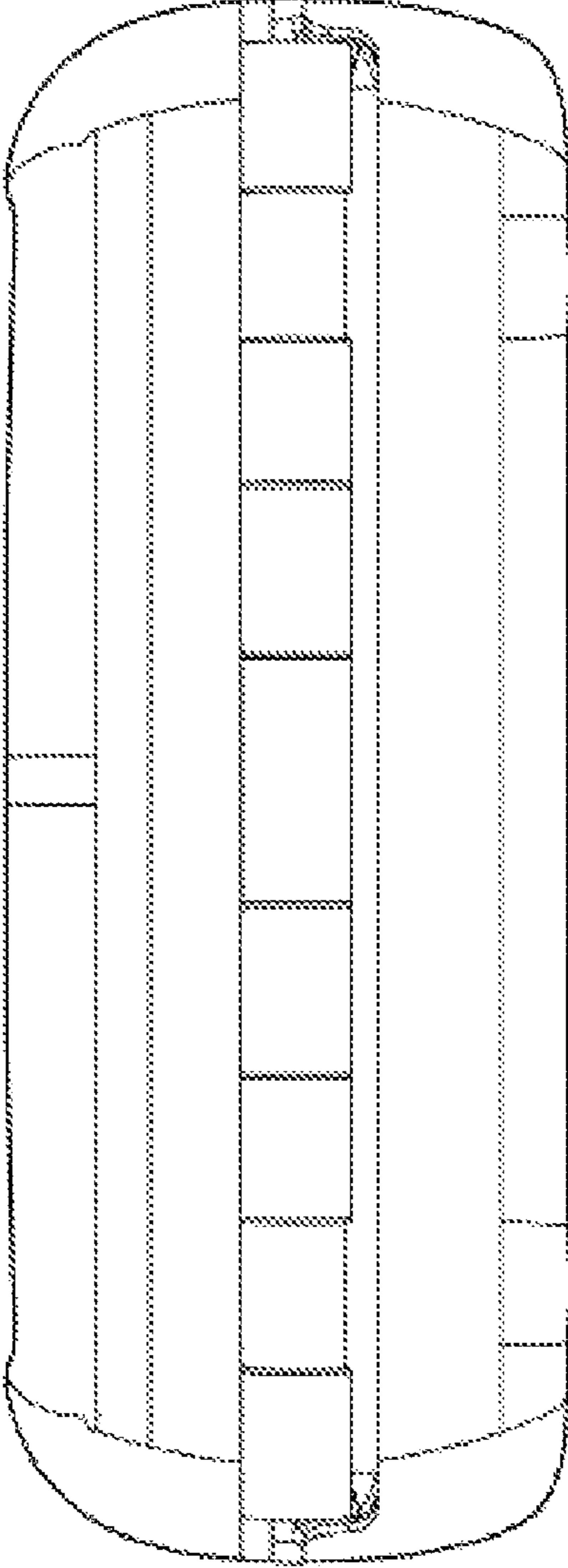


Fig. 6

