



US00D635356S

(12) **United States Design Patent**  
**Guyon et al.**

(10) **Patent No.:** **US D635,356 S**

(45) **Date of Patent:** **\*\* Apr. 5, 2011**

(54) **HANDBAG**

(75) Inventors: **Isabelle Guyon**, Paris (FR); **Sophie Delafontaine**, Versailles (FR); **Philippe Cassegrain**, Paris (FR)

(73) Assignee: **S.A.S. Jean Cassegrain**, Paris (FR)

(\*\*) Term: **14 Years**

(21) Appl. No.: **29/364,009**

(22) Filed: **Jun. 17, 2010**

(30) **Foreign Application Priority Data**

Dec. 21, 2009 (EM) ..... 001650441

(51) **LOC (9) Cl.** ..... **03-01**

(52) **U.S. Cl.** ..... **D3/243**

(58) **Field of Classification Search** ..... D3/232-233,  
D3/240-246, 318, 324; 150/100, 103-110,  
150/113-114, 118-119

See application file for complete search history.

(56) **References Cited**

**U.S. PATENT DOCUMENTS**

D441,529 S	5/2001	Guyon
D442,364 S	5/2001	Guyon
D442,778 S	5/2001	Guyon
D461,953 S	8/2002	Guyon et al.
D489,894 S	5/2004	Guyon
D489,897 S	5/2004	Guyon
D490,976 S	6/2004	Delafontaine
D501,315 S	2/2005	Delafontaine
D502,314 S	3/2005	Cassegrain
D533,345 S	12/2006	Guyon et al.
D533,996 S	12/2006	Cassegrain
D534,722 S	1/2007	Guyon
D539,535 S	4/2007	Guyon et al.

D545,566 S	7/2007	Guyon
D546,058 S	7/2007	Guyon
D547,060 S	7/2007	Delafontaine
D570,105 S	6/2008	Guyon et al.
D570,110 S	6/2008	Guyon et al.
D570,111 S	6/2008	Guyon et al.
D594,652 S	6/2009	Guyon et al.
D594,655 S	6/2009	Guyon et al.
D595,050 S	6/2009	Guyon et al.
D609,905 S	2/2010	Guyon et al.
D609,906 S	2/2010	Guyon et al.
D609,907 S	2/2010	Guyon et al.
D609,909 S	2/2010	Guyon et al.
D618,457 S	6/2010	Guyon et al.
D618,458 S	6/2010	Guyon et al.
D620,251 S	7/2010	Guyon et al.

**OTHER PUBLICATIONS**

“Collection Printemps”, Longchamp, Paris, 2010.  
“Collection Automne”, Longchamp, Paris, 2010.

*Primary Examiner* — Holly H Baynham

(74) *Attorney, Agent, or Firm* — Gottlieb, Rackman & Reisman, P.C.

(57) **CLAIM**

The ornamental design for a handbag, as shown and described.

**DESCRIPTION**

FIG. 1 is a front elevation view of our new design;  
FIG. 2 is a rear elevation view thereof;  
FIG. 3 is a left side elevation view thereof;  
FIG. 4 is a right side elevation view thereof;  
FIG. 5 is a top plan view thereof; and,  
FIG. 6 is a bottom plan view thereof.

The broken lines showing stitching is part of the claimed design.

**1 Claim, 4 Drawing Sheets**

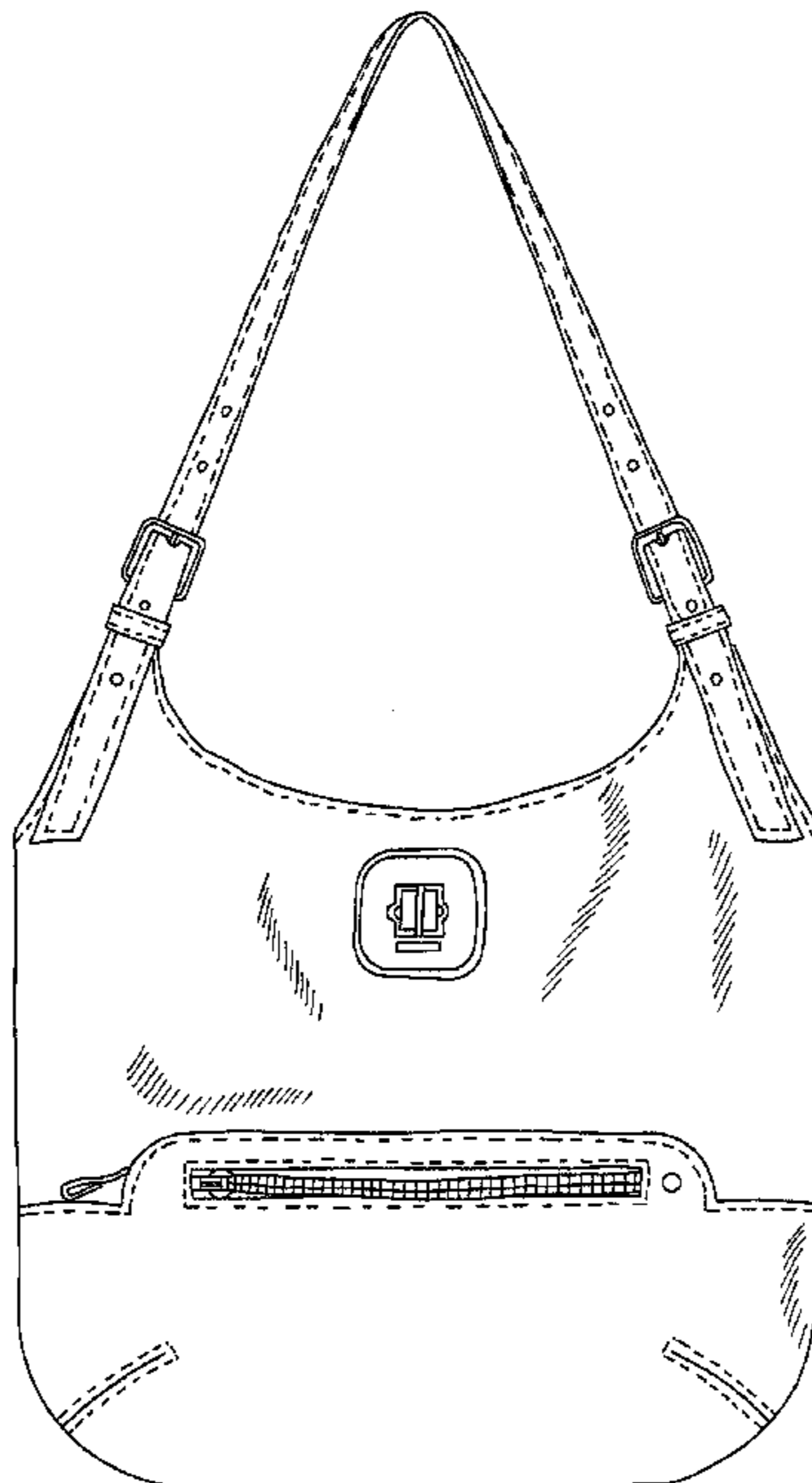




FIG. 1

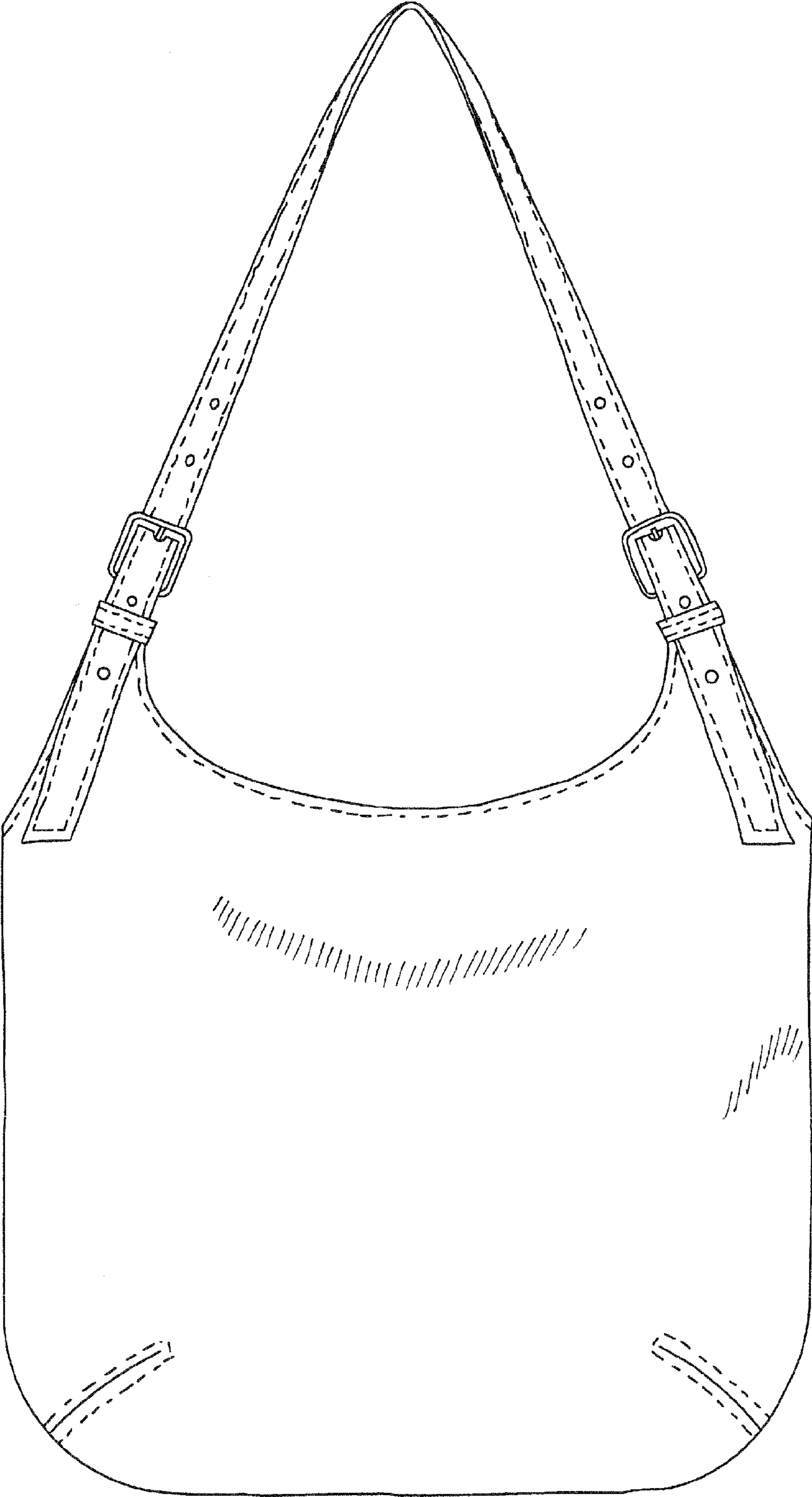


FIG. 2

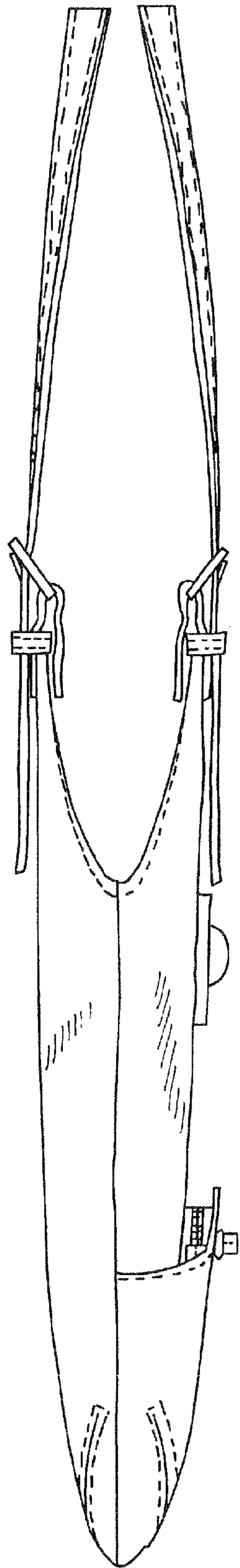


FIG. 3

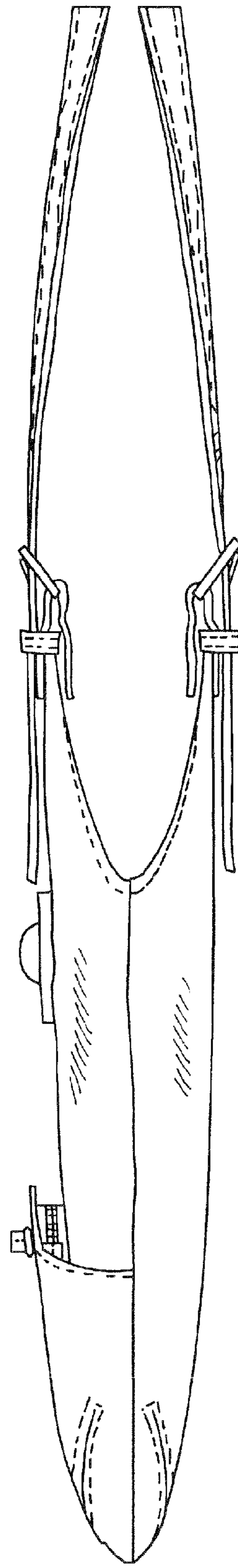


FIG. 4

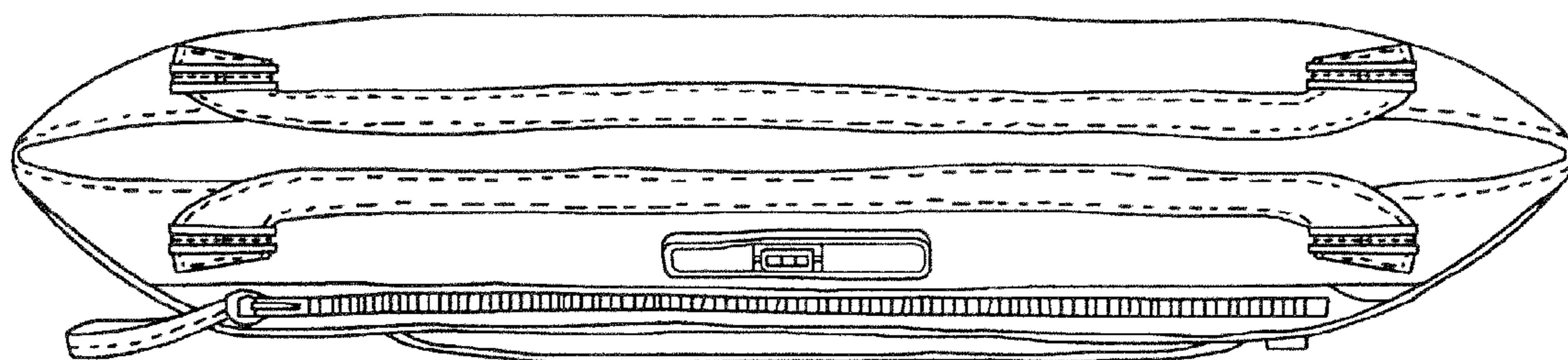


FIG. 5




FIG. 6