



US00D635355S

(12) **United States Design Patent**
Smith

(10) **Patent No.:** **US D635,355 S**

(45) **Date of Patent:** **** Apr. 5, 2011**

(54) **CARRYING CASE**

(75) Inventor: **Richard D. Smith**, Fountain Hills, AZ
(US)

(73) Assignee: **RDS Industries, Inc.**, Torrance, CA
(US)

(**) Term: **14 Years**

(21) Appl. No.: **29/382,293**

(22) Filed: **Dec. 30, 2010**

(51) **LOC (9) Cl.** **03-01**

(52) **U.S. Cl.** **D3/232**

(58) **Field of Classification Search** D3/216,
D3/232, 226, 243; 150/100, 103-110, 113-114,
150/118-119

See application file for complete search history.

(56) **References Cited**

U.S. PATENT DOCUMENTS

1,885,736	A	*	11/1932	Enfant	150/153
D323,744	S		2/1992	Casale		
D328,524	S	*	8/1992	St. Thomas	D3/243
D329,327	S	*	9/1992	Holtzclaw, Jr.	D3/262
D376,905	S		12/1996	Volmer		
D416,676	S		11/1999	Fitzgerald		
D425,699	S		5/2000	Lau		
D429,562	S		8/2000	Lau		
D431,353	S		10/2000	Mellin		
D433,663	S		11/2000	Bergh		
D446,932	S		8/2001	Crandall et al.		
D447,624	S		9/2001	Hillman		
D447,631	S		9/2001	Hillman		
D447,865	S		9/2001	Hillman		
D459,876	S		7/2002	Smith		
D479,908	S		9/2003	Hassett		
D484,307	S		12/2003	Willows et al.		
D486,031	S		2/2004	Hillman		

D498,048	S	11/2004	Reichardt
D498,359	S	11/2004	Risso
D518,631	S	4/2006	Lown et al.
D525,784	S	8/2006	Handley
D543,024	S	5/2007	More
D543,696	S	6/2007	Dodier
D574,612	S	8/2008	Gonzalez
D586,631	S	2/2009	Lown et al.
D606,301	S	12/2009	Hofer et al.
D625,519	S	10/2010	Lown et al.

* cited by examiner

Primary Examiner — Holly H Baynham

(74) *Attorney, Agent, or Firm* — Marshall A. Lerner; Marvin H. Kleinberg; Kleinberg & Lerner, LLP

(57) **CLAIM**

The ornamental design for the carrying case, as shown and described.

DESCRIPTION

FIG. 1 is a perspective view of the carrying case in accordance with my new design;

FIG. 2 is a left side elevation view thereof;

FIG. 3 is a right side elevation view thereof;

FIG. 4 is a front elevation view thereof;

FIG. 5 is a rear elevation view thereof;

FIG. 6 is a top plan view thereof;

FIG. 7 is a bottom plan view thereof;

FIG. 8 is a left side elevation view showing the carrying case with the flap open; and,

FIG. 9 is a front elevation view of the carrying case with the flap open.

The broken lines representing stitching are part of the claimed design.

The contrasting shading shown on the drawings represents cloth and Velcro® material.

1 Claim, 3 Drawing Sheets

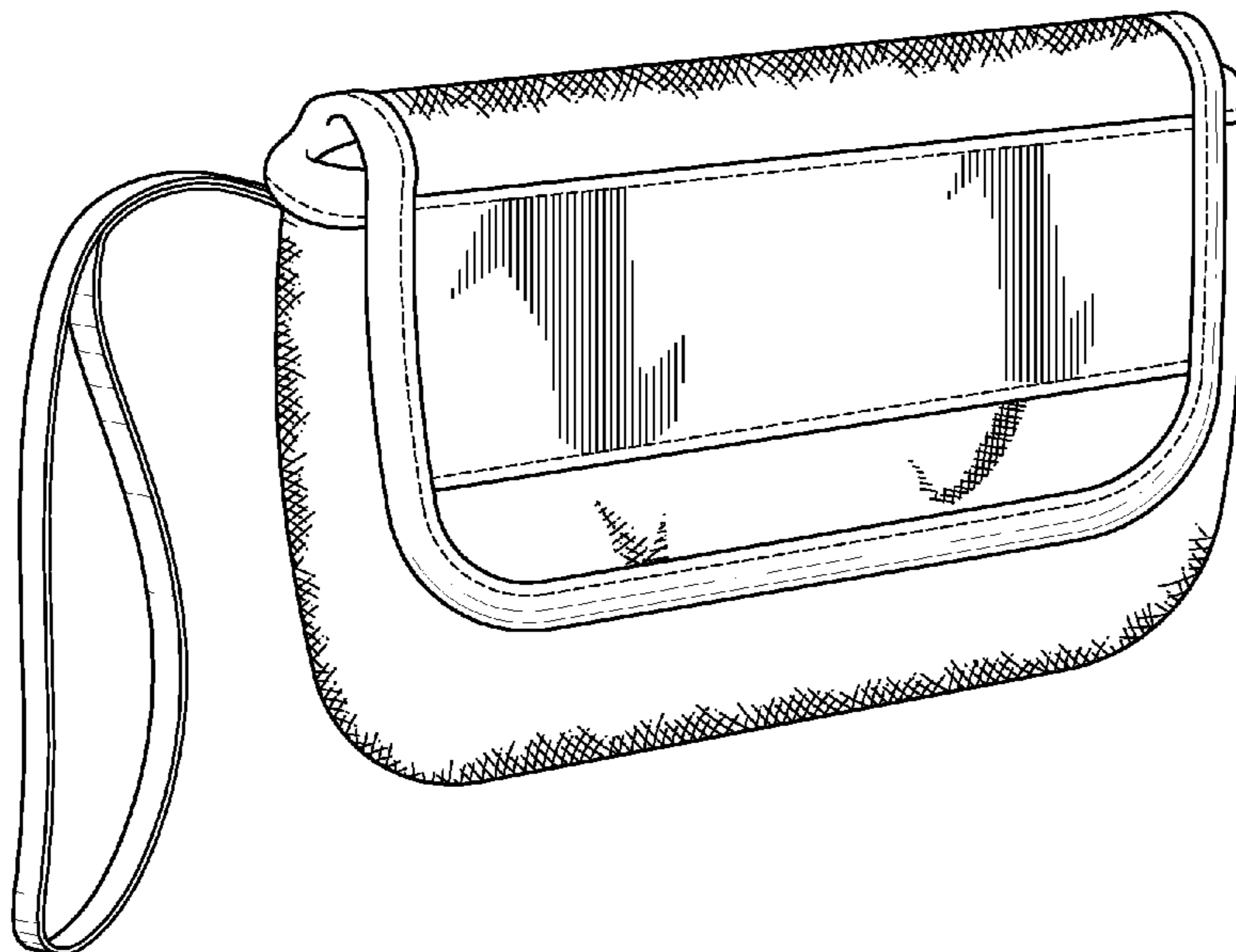


FIG. 1

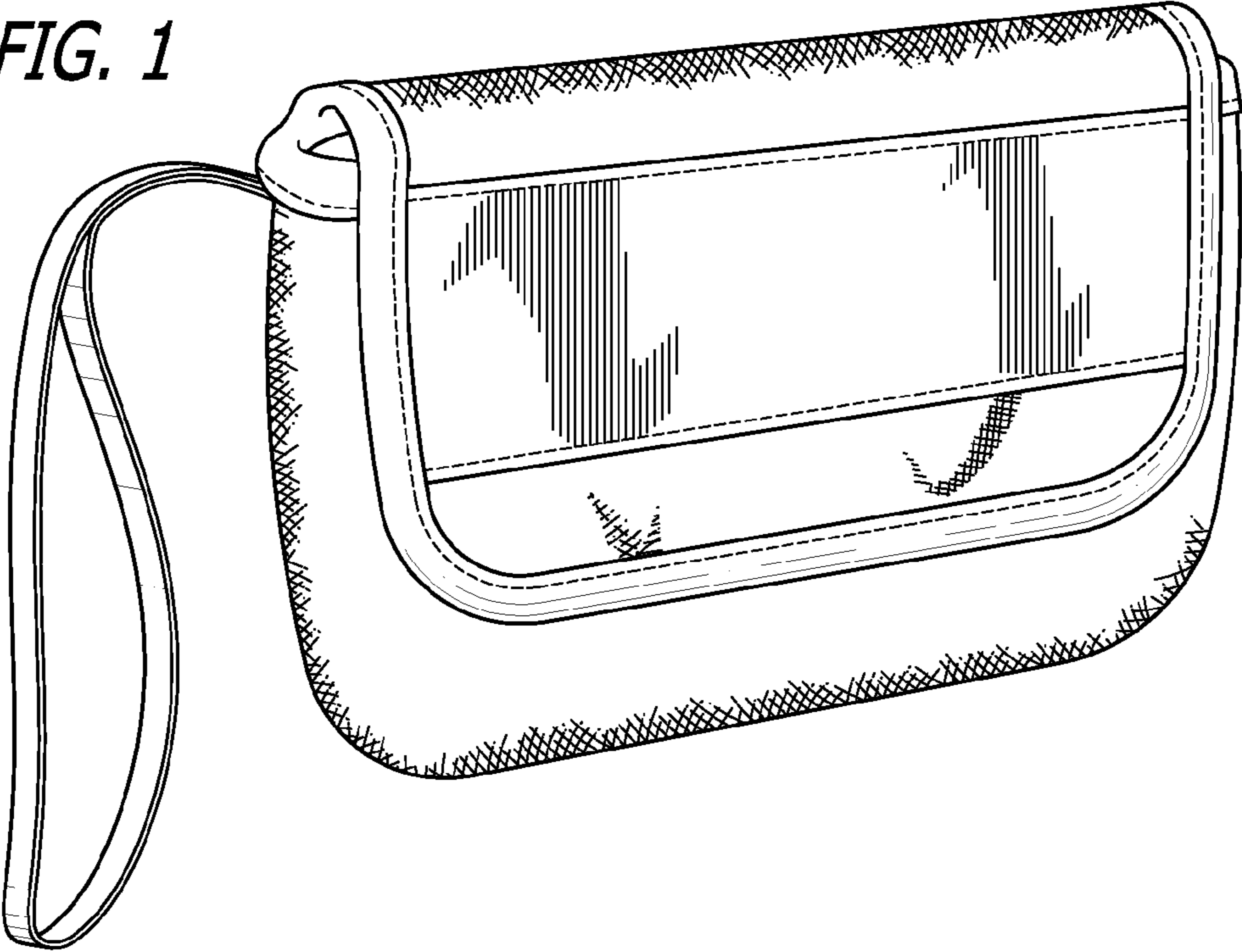


FIG. 2

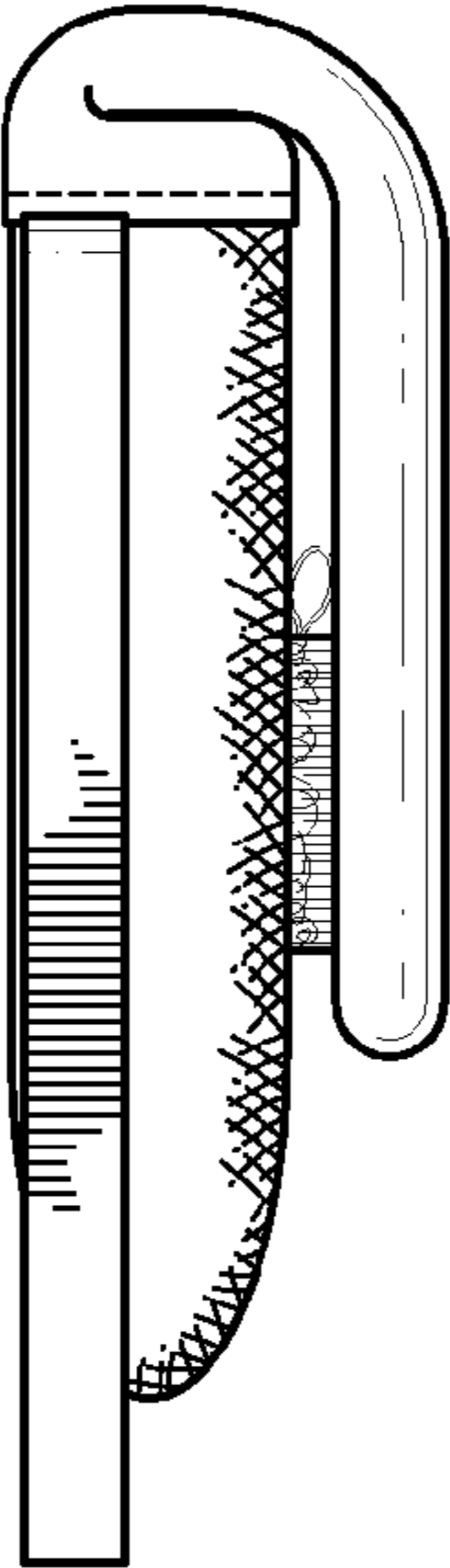


FIG. 3

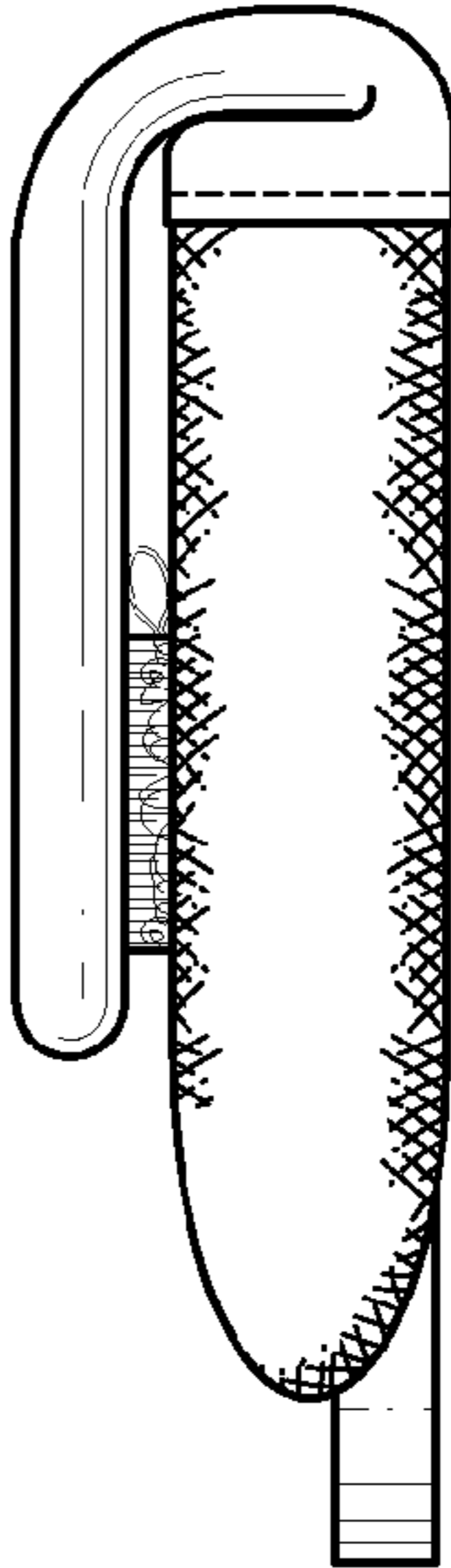


FIG. 4

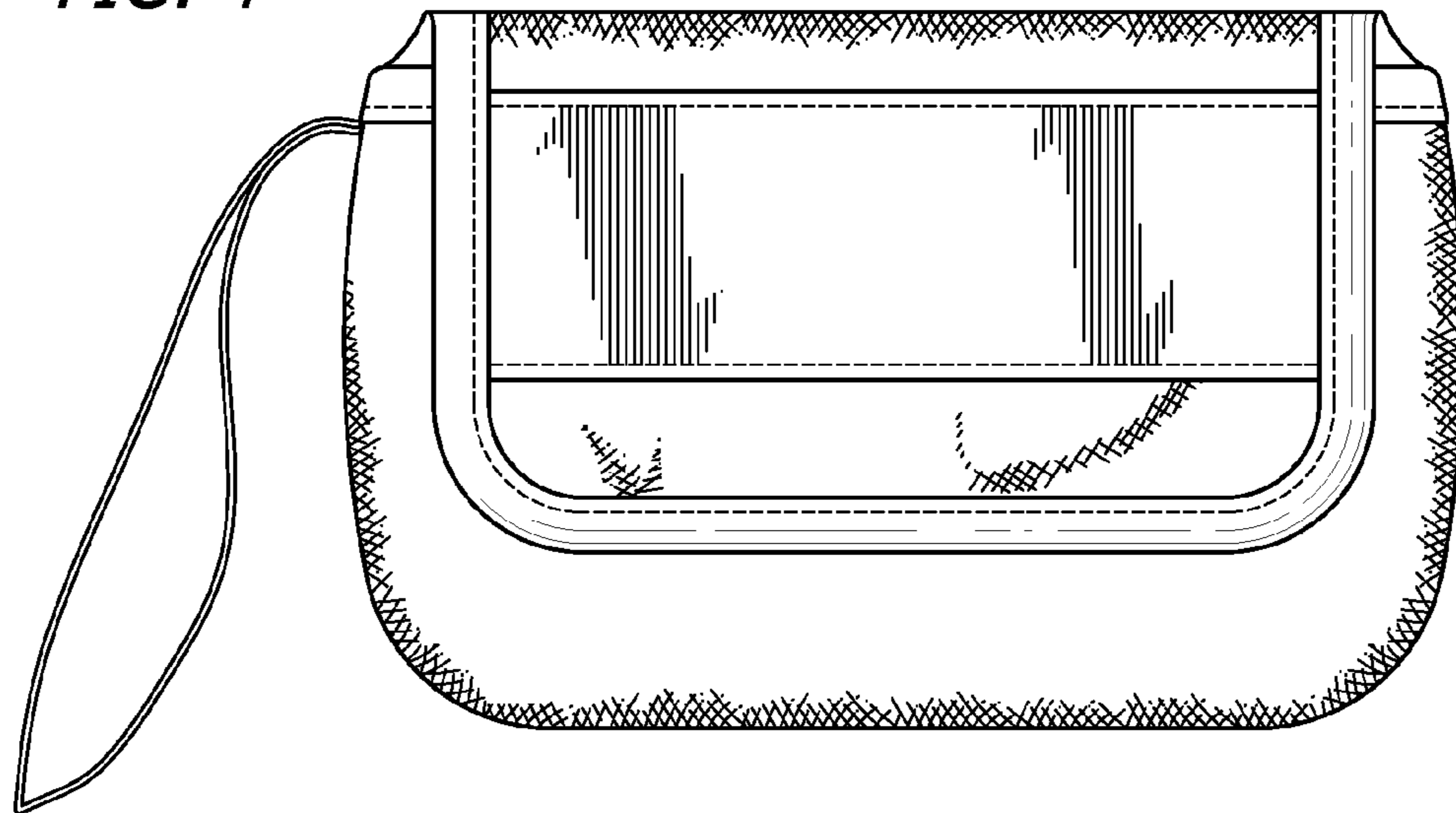
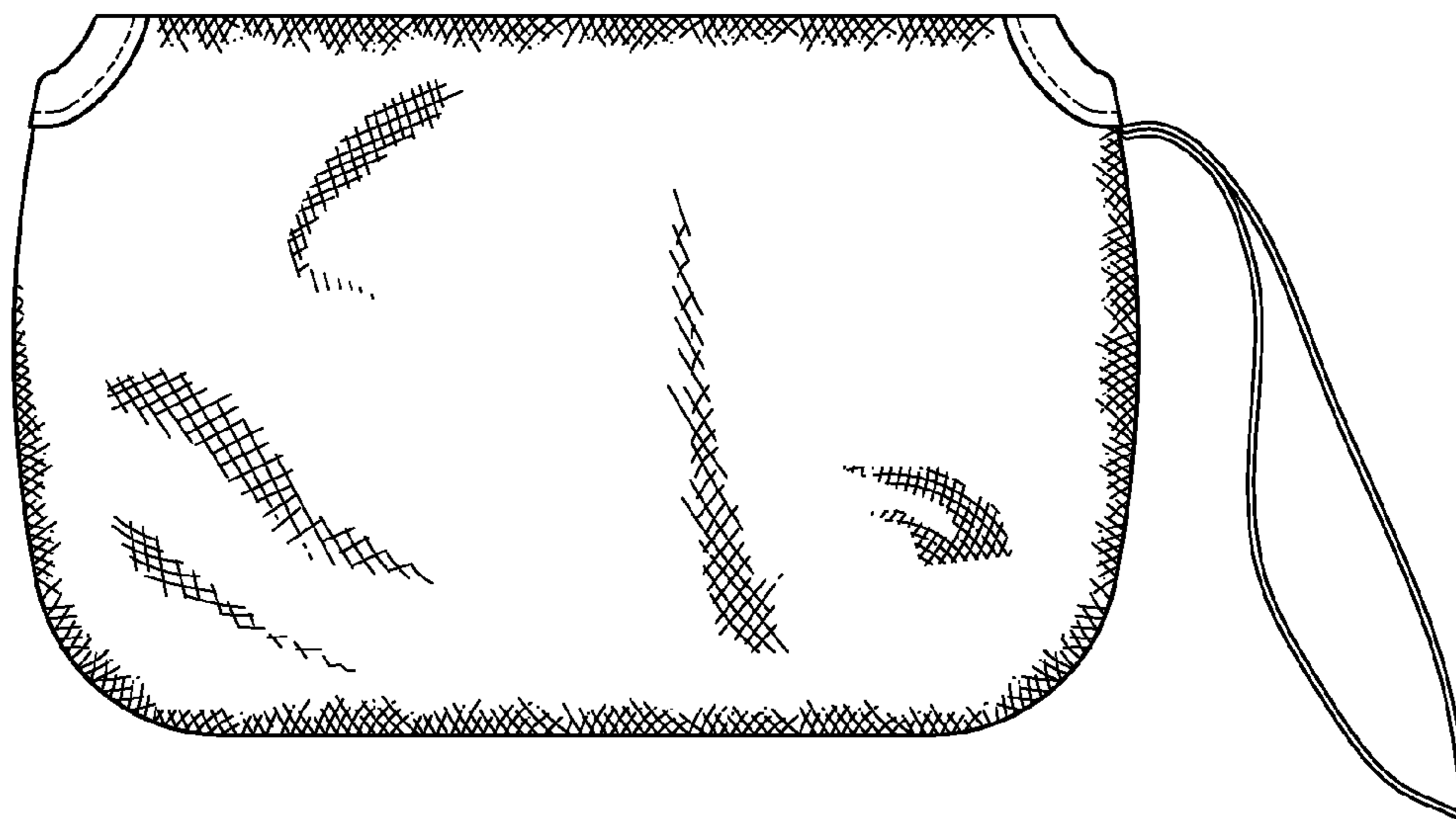


FIG. 5



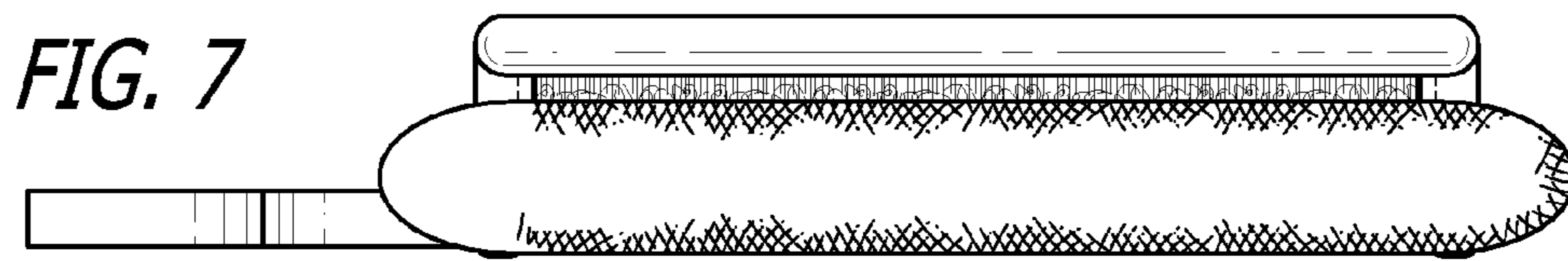


FIG. 8

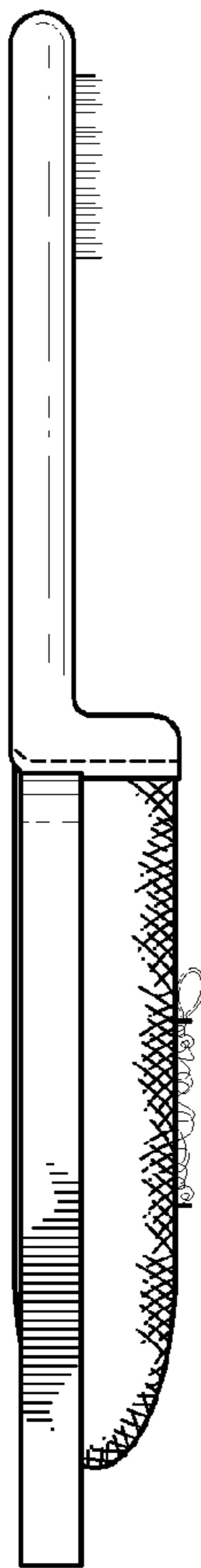


FIG. 9

