



US00D635350S

(12) **United States Design Patent**  
**Leung et al.**

(10) **Patent No.:** **US D635,350 S**

(45) **Date of Patent:** **\*\* Apr. 5, 2011**

(54) **UMBRELLA HANDLE WITH SUCTION CUP**

(75) Inventors: **Pak Keung David Leung**, Kowloon (HK); **Pui Kay Mo Mou**, Kowloon (HK)

(73) Assignee: **Ofess Limited**, Kowloon (HK)

(\*\*) Term: **14 Years**

(21) Appl. No.: **29/361,377**

(22) Filed: **May 11, 2010**

(30) **Foreign Application Priority Data**

Nov. 11, 2009 (HK) ..... 0901887

(51) **LOC (9) Cl.** ..... **03-03**

(52) **U.S. Cl.** ..... **D3/12; D3/13; D8/373**

(58) **Field of Classification Search** ..... D3/10,  
D3/12, 13; 135/15.1, 21, 25.4, 25.41, 76,  
135/65, 66; 16/902, 903; D8/69, 300, 301,  
D8/321, 367, 373

See application file for complete search history.

(56) **References Cited**

**U.S. PATENT DOCUMENTS**

D11,696 S *	3/1880	Heiter et al.	.....	D3/15
D19,844 S *	5/1890	Dreher	.....	D3/12
D19,846 S *	5/1890	Dreher	.....	D3/12
D19,990 S *	7/1890	Weihman	.....	D3/16
D19,992 S *	7/1890	Weihman	.....	D3/14
D20,149 S *	9/1890	Rosenstein	.....	D3/16
D21,356 S *	2/1892	Rosenstein	.....	D3/14
D161,098 S *	12/1950	Gelardin	.....	D21/407
D293,388 S *	12/1987	Susan	.....	D3/12
D295,694 S *	5/1988	Mace	.....	D3/16
5,307,528 A *	5/1994	Nieuwenhuis et al.	.....	4/576.1

5,385,161 A *	1/1995	Loker et al.	.....	135/15.1
D411,343 S *	6/1999	Brightbill et al.	.....	D3/16
6,170,894 B1 *	1/2001	Baker et al.	.....	294/64.1
D517,795 S *	3/2006	Mival	.....	D3/12
D518,630 S *	4/2006	Mival	.....	D3/12
D540,146 S *	4/2007	Berberet	.....	D8/316
D607,844 S *	1/2010	Feldstein et al.	.....	D13/168
D608,624 S *	1/2010	Adams	.....	D8/367
D621,694 S *	8/2010	Adams	.....	D8/367
2003/0161991 A1 *	8/2003	Henderson	.....	428/99
2008/0179905 A1 *	7/2008	Park	.....	294/64.1

\* cited by examiner

*Primary Examiner* — Celia A Murphy

*Assistant Examiner* — John Windmuller

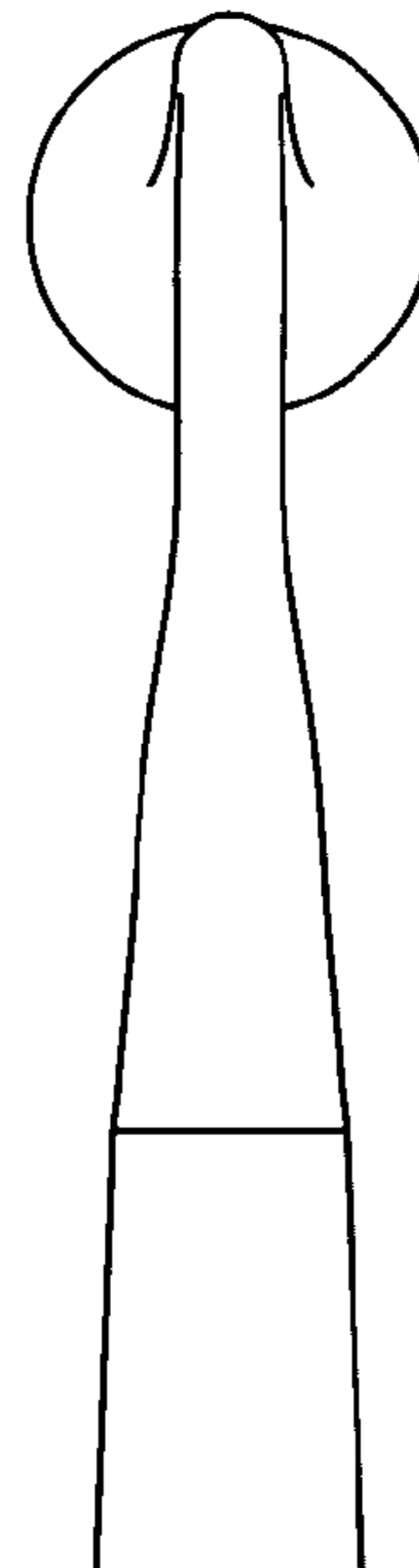
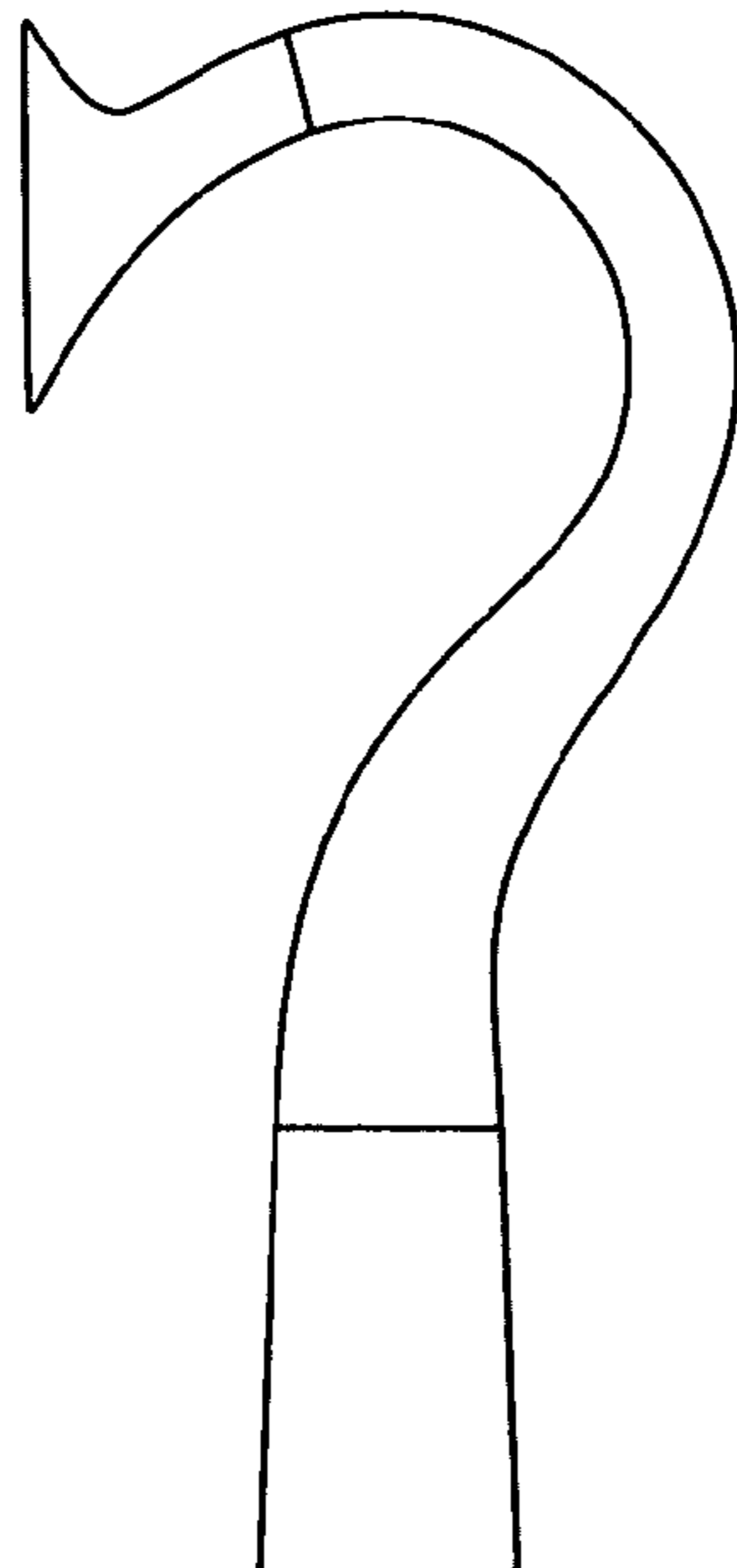
(57) **CLAIM**

The ornamental design for an umbrella handle with suction cup, as shown and described.

**DESCRIPTION**

FIG. 1 is a front elevational view of an umbrella handle with suction cup showing my new design;  
FIG. 2 is a rear elevational view thereof;  
FIG. 3 is a left side view thereof;  
FIG. 4 is a right side view thereof;  
FIG. 5 is a top plan view thereof;  
FIG. 6 is a bottom plan view thereof;  
FIG. 7 is a perspective view thereof;  
FIG. 8 is a perspective view thereof in use; and,  
FIG. 9 is another perspective view thereof in use.  
The broken lines in FIGS. 3 and 6 indicate that the surfaces within the largest circle in each figure form no part of the claimed design. The broken lines in FIGS. 8 and 9 show environment only and form no part of the claimed design.

**1 Claim, 4 Drawing Sheets**



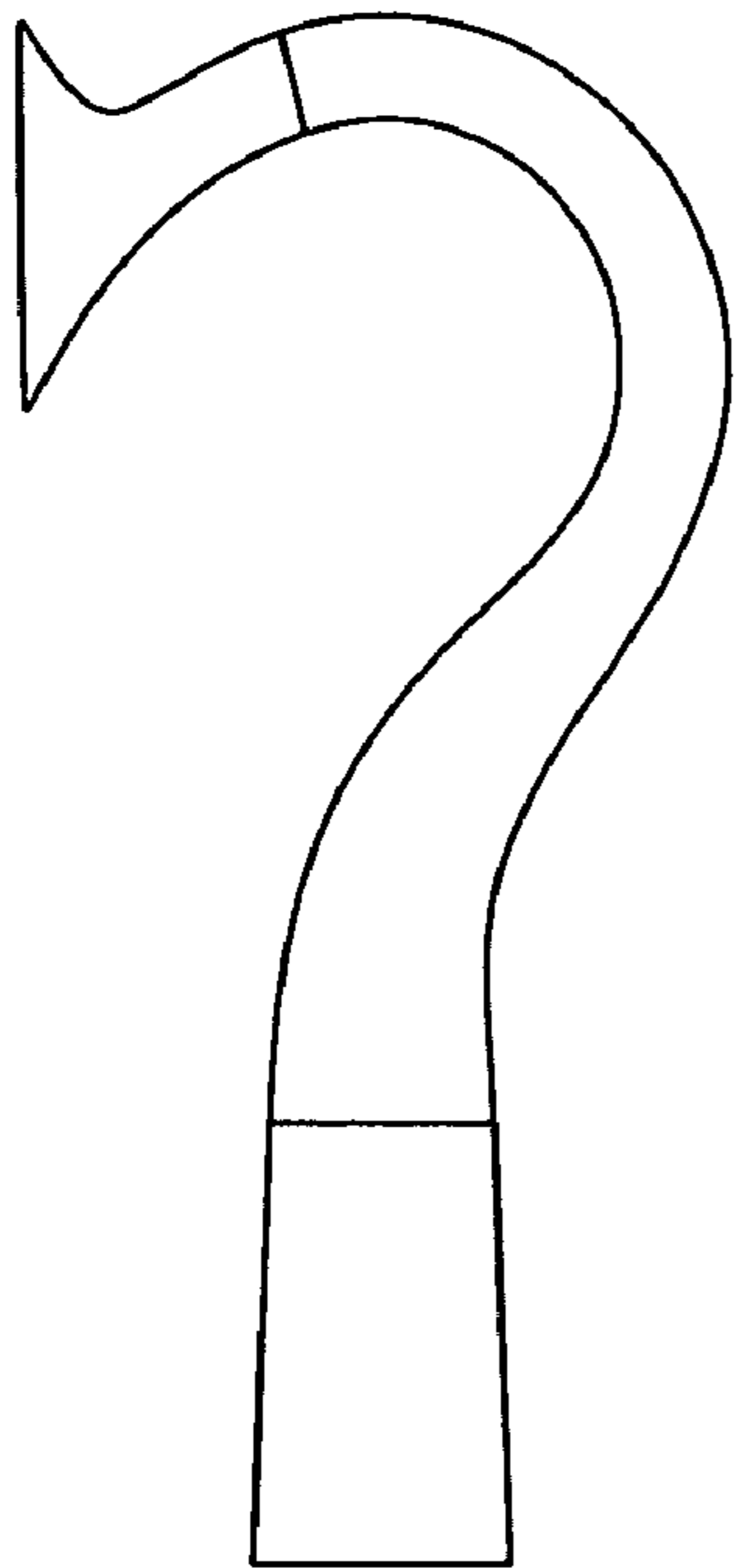


FIG. 1

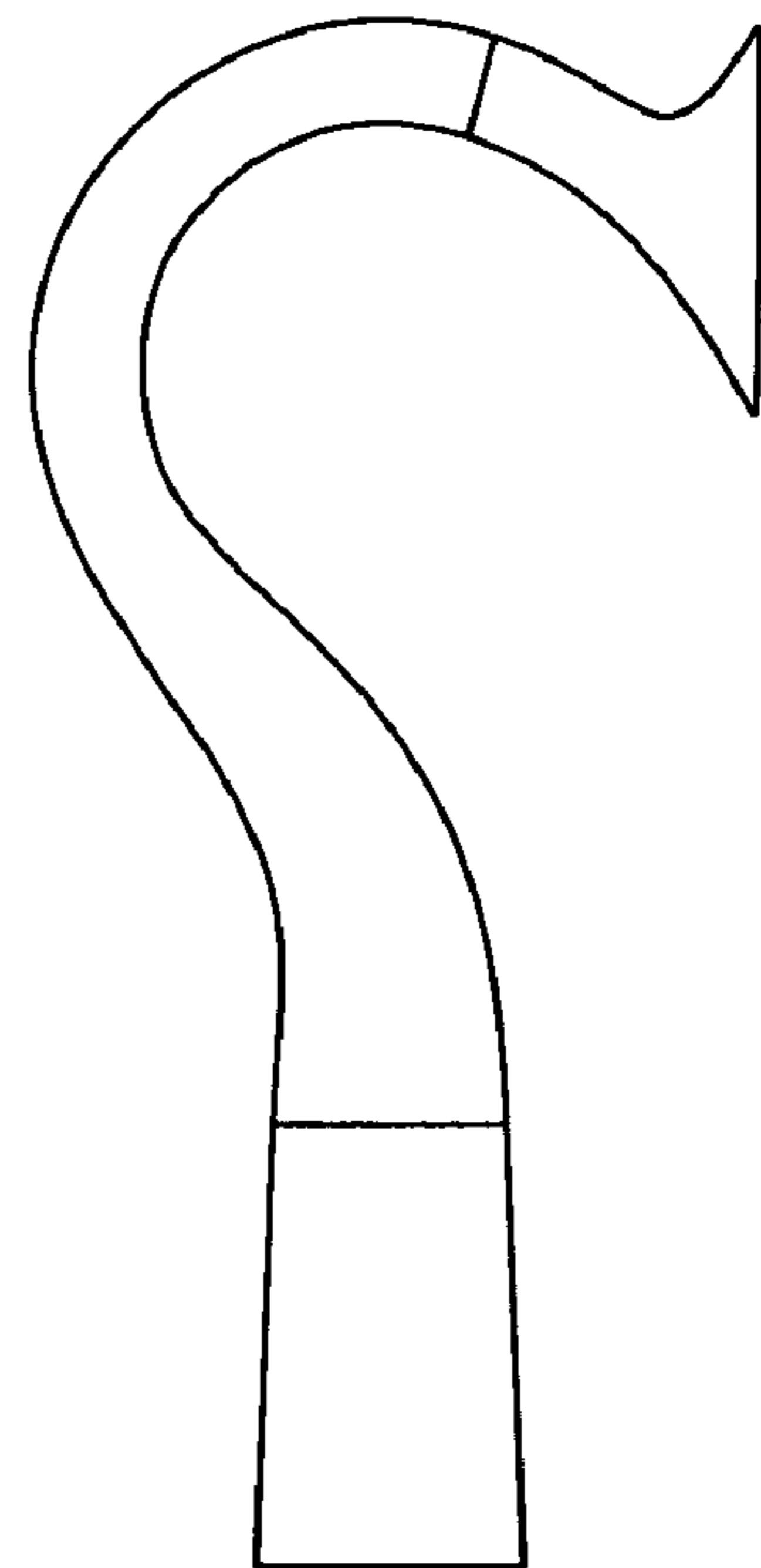


FIG. 2

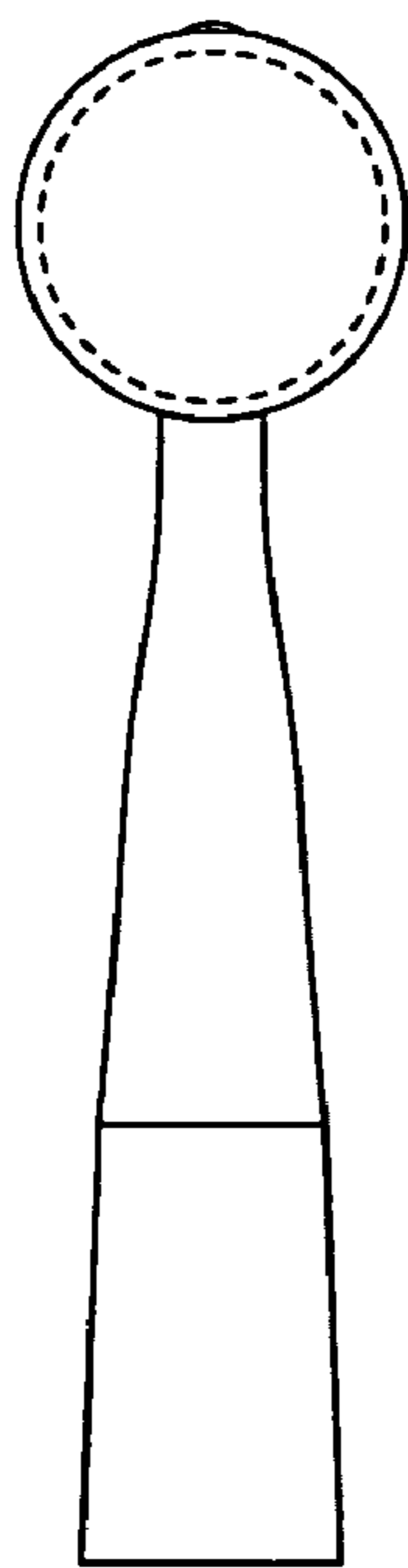


FIG. 3

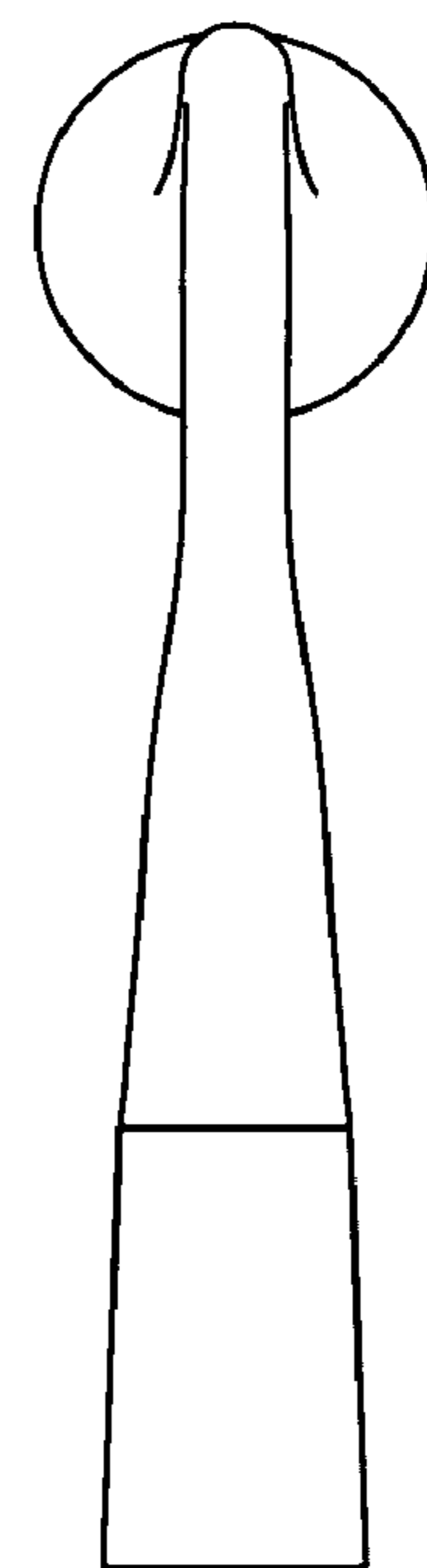


FIG. 4

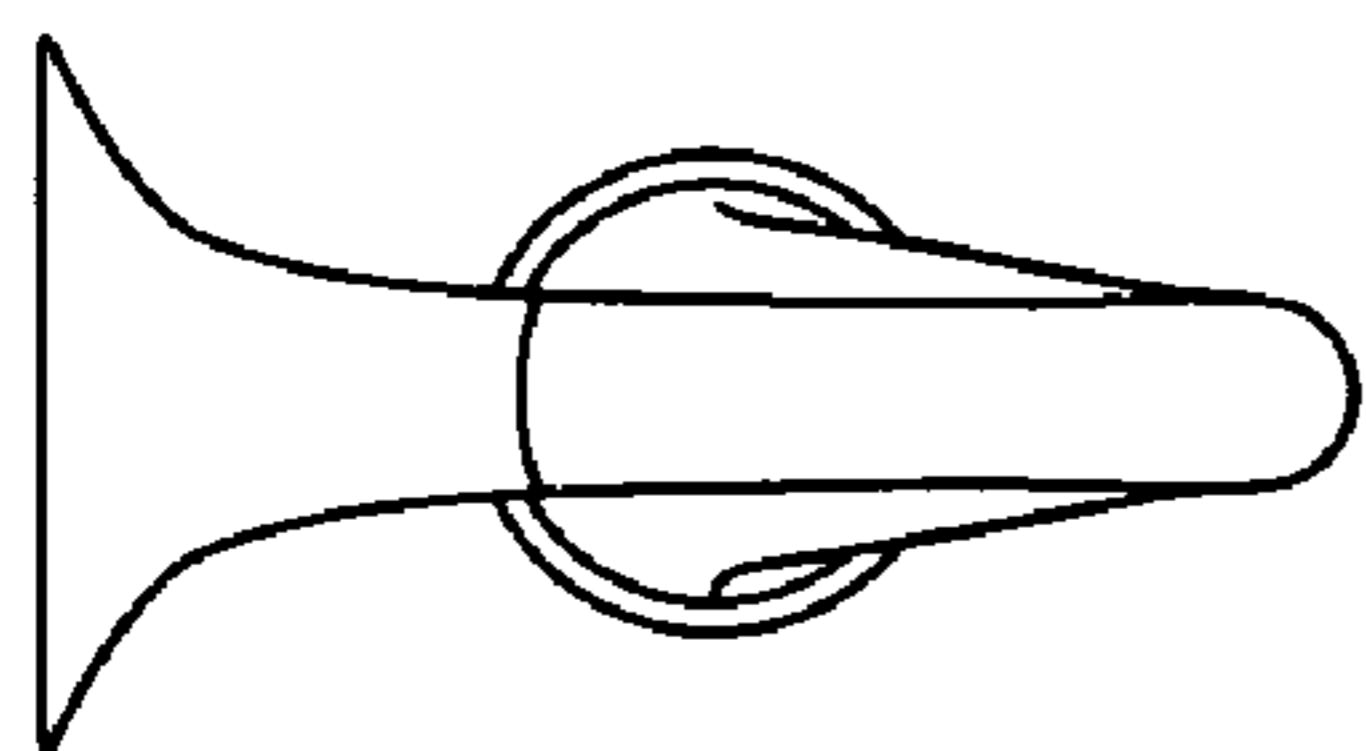


FIG. 5

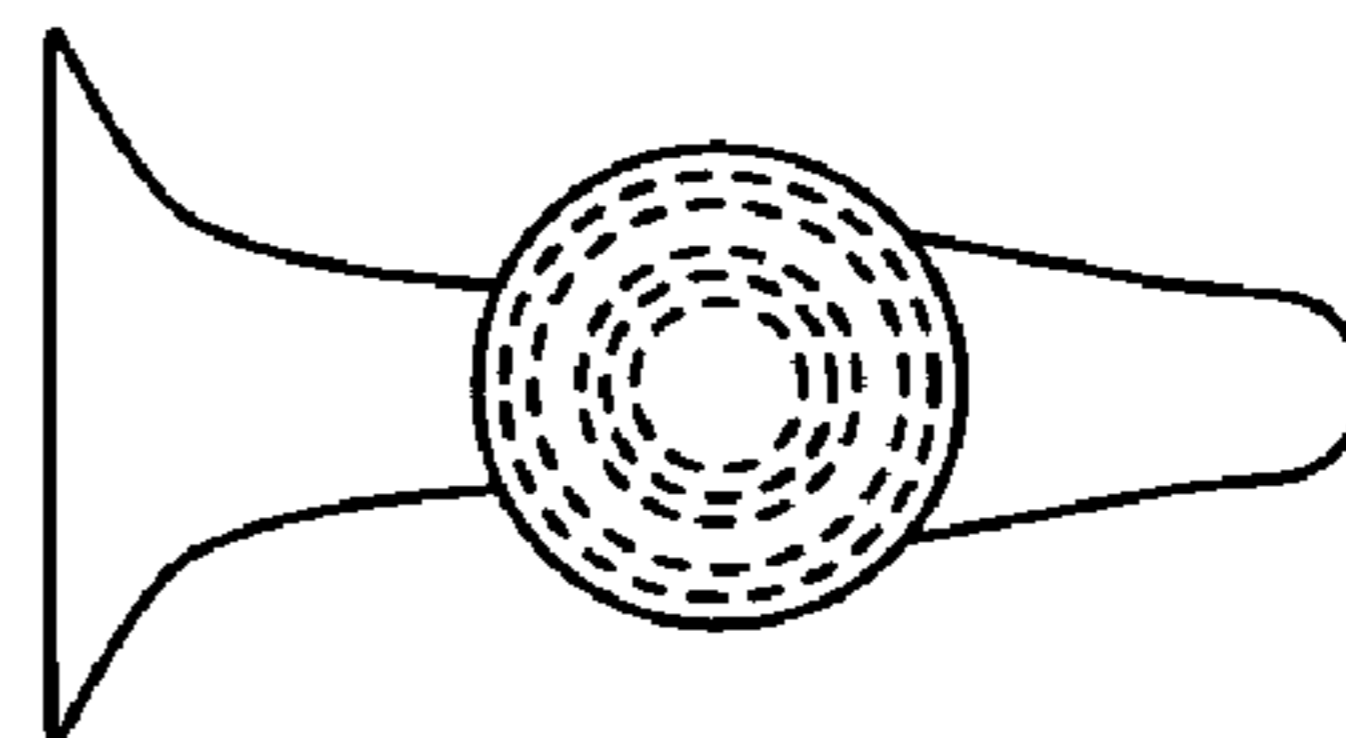


FIG. 6

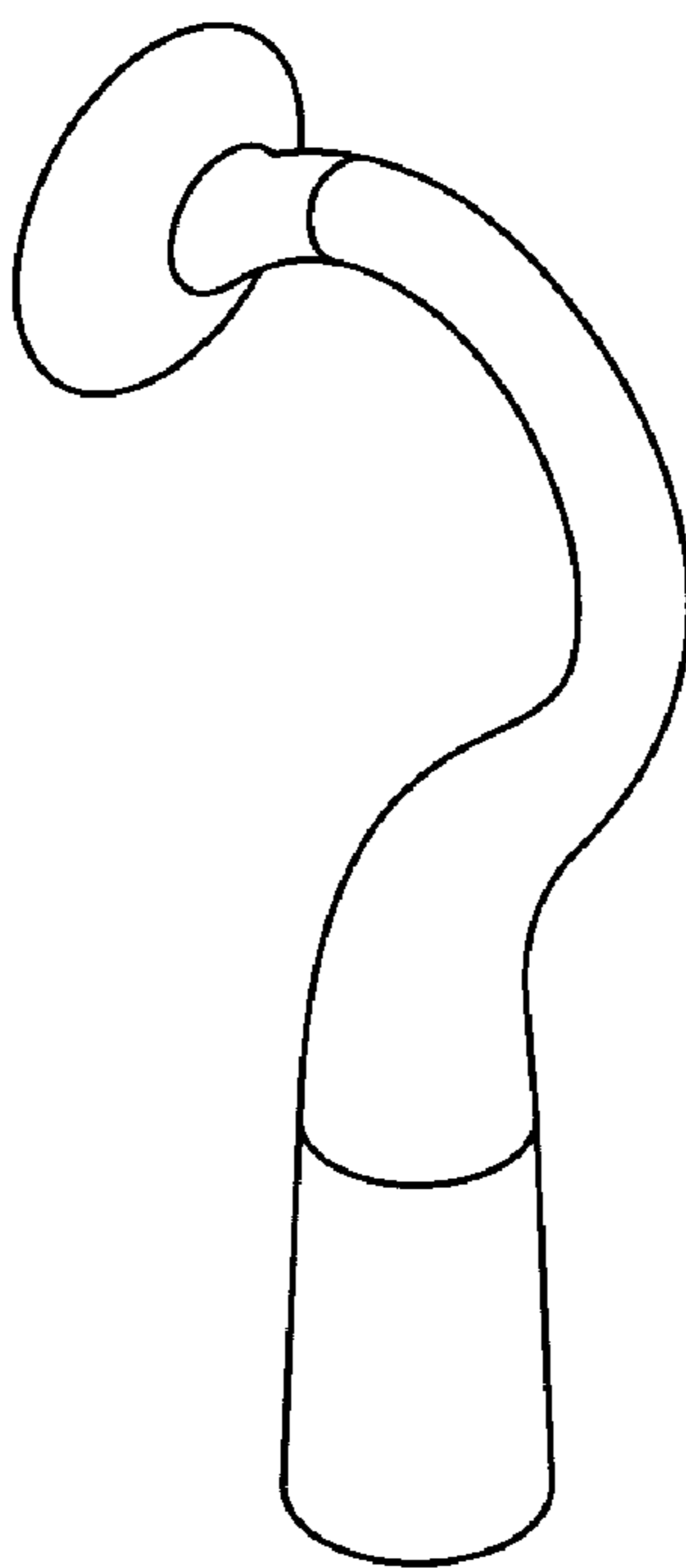


FIG. 7

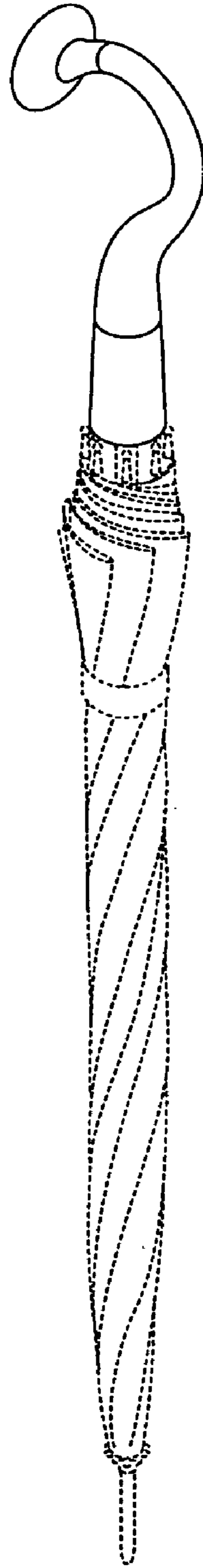


FIG. 8

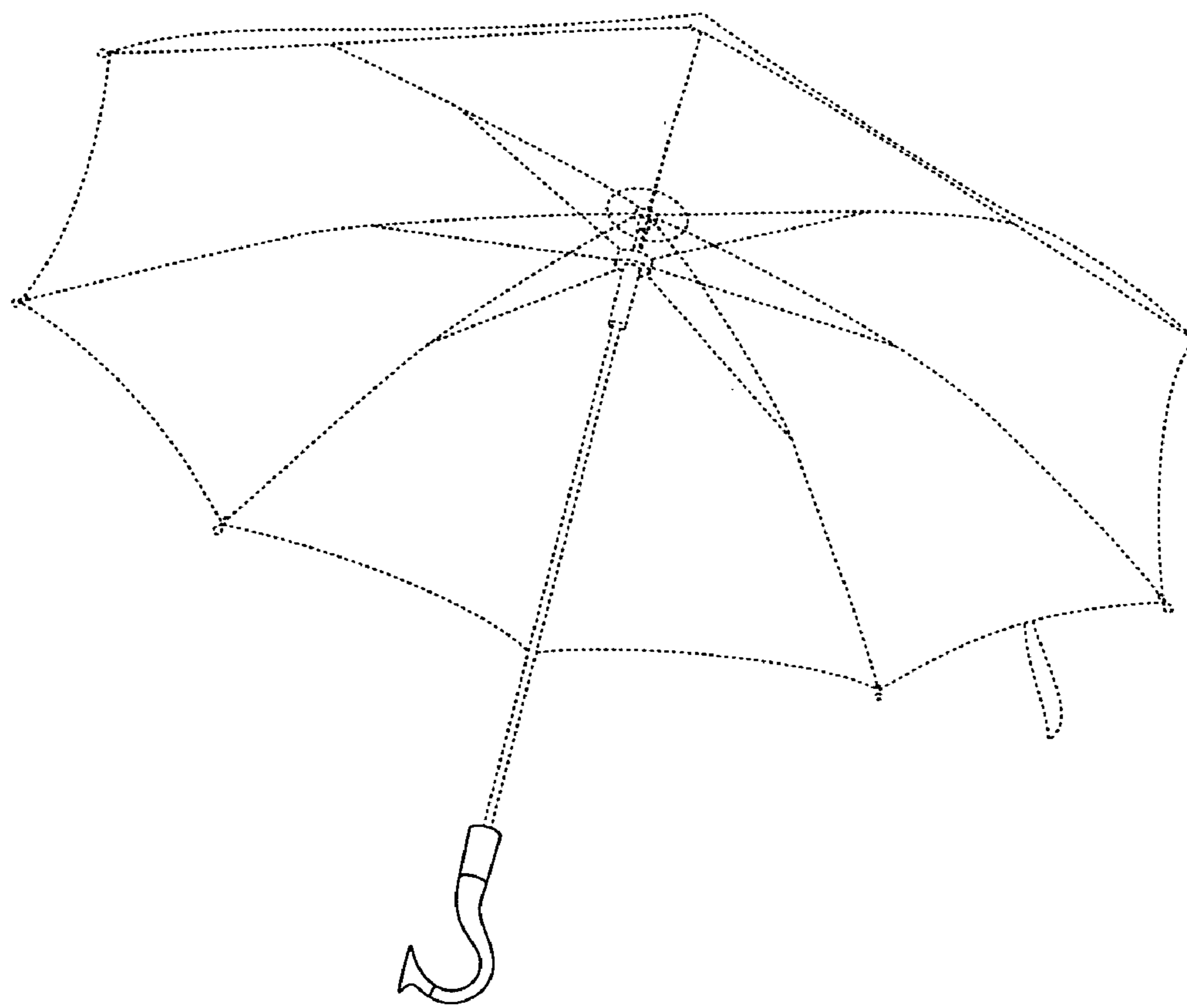


FIG. 9