



US00D635337S

(12) **United States Design Patent**  
**Kelly et al.**

(10) **Patent No.:** **US D635,337 S**

(45) **Date of Patent:** **\*\* Apr. 5, 2011**

(54) **HEADWEAR WITH FIBER OPTIC TUFTS**

(75) Inventors: **Christopher Kelly**, Sellersburg, IN (US); **Lori Forest**, Jefferson, IN (US); **Joshua Christopher Kelly**, Sellersburg, IN (US)

(73) Assignee: **LightUpToys.com, LLC**, Sellersburg, IN (US)

(\*\*) Term: **14 Years**

(21) Appl. No.: **29/367,949**

(22) Filed: **Aug. 16, 2010**

(51) **LOC (9) Cl.** ..... **02-03**

(52) **U.S. Cl.** ..... **D2/866; D2/874**

(58) **Field of Classification Search** ..... D2/865, D2/866, 869, 871, 874, 875, 877, 881, 891, D2/895, 894; D4/126, 129, 133, 135; D11/124; D26/27, 38, 39; D28/41; D29/102, 122; 2/171, 171.03, 173.5, 174, 181, 181.2, 182.1, 2/200.1, 209.13, 209.3; 15/159.1, 160; 132/273, 132/275; 273/DIG. 17; 340/815.43; 362/106; 428/8

See application file for complete search history.

(56) **References Cited**

**U.S. PATENT DOCUMENTS**

D25,518 S *	5/1896	Young	D4/129
D25,894 S *	8/1896	Robinson	D4/129
1,161,162 A *	11/1915	Rosen	2/181
D99,485 S *	4/1936	Weber	D4/127
D112,326 S *	11/1938	Antenberg	D2/895
D157,248 S *	2/1950	Fay	D4/135
2,674,758 A *	4/1954	Fay	15/160
3,115,435 A *	12/1963	Abramson	428/8
3,546,709 A *	12/1970	Cross	43/57.1
3,843,990 A *	10/1974	Lardenois	15/159.1
4,034,215 A *	7/1977	Hashimoto	362/565
4,142,012 A *	2/1979	Clamage	428/8
D269,649 S *	7/1983	Jones et al.	D4/135
5,697,386 A *	12/1997	Chang	132/273
D390,341 S *	2/1998	Levy	D2/869
5,903,926 A *	5/1999	Fleming	2/209.13
D439,685 S *	3/2001	Chang	D26/25

D442,746 S *	5/2001	Belcher	D29/122
D458,734 S *	6/2002	Clair	D2/869
D473,717 S *	4/2003	Park	D4/120
D500,580 S *	1/2005	Rothschild	D2/866
D501,957 S *	2/2005	Jagger	D29/122

(Continued)

*Primary Examiner* — Karen E Eldridge Powers

(74) *Attorney, Agent, or Firm* — QuickPatents, Inc.; Kevin Prince

(57) **CLAIM**

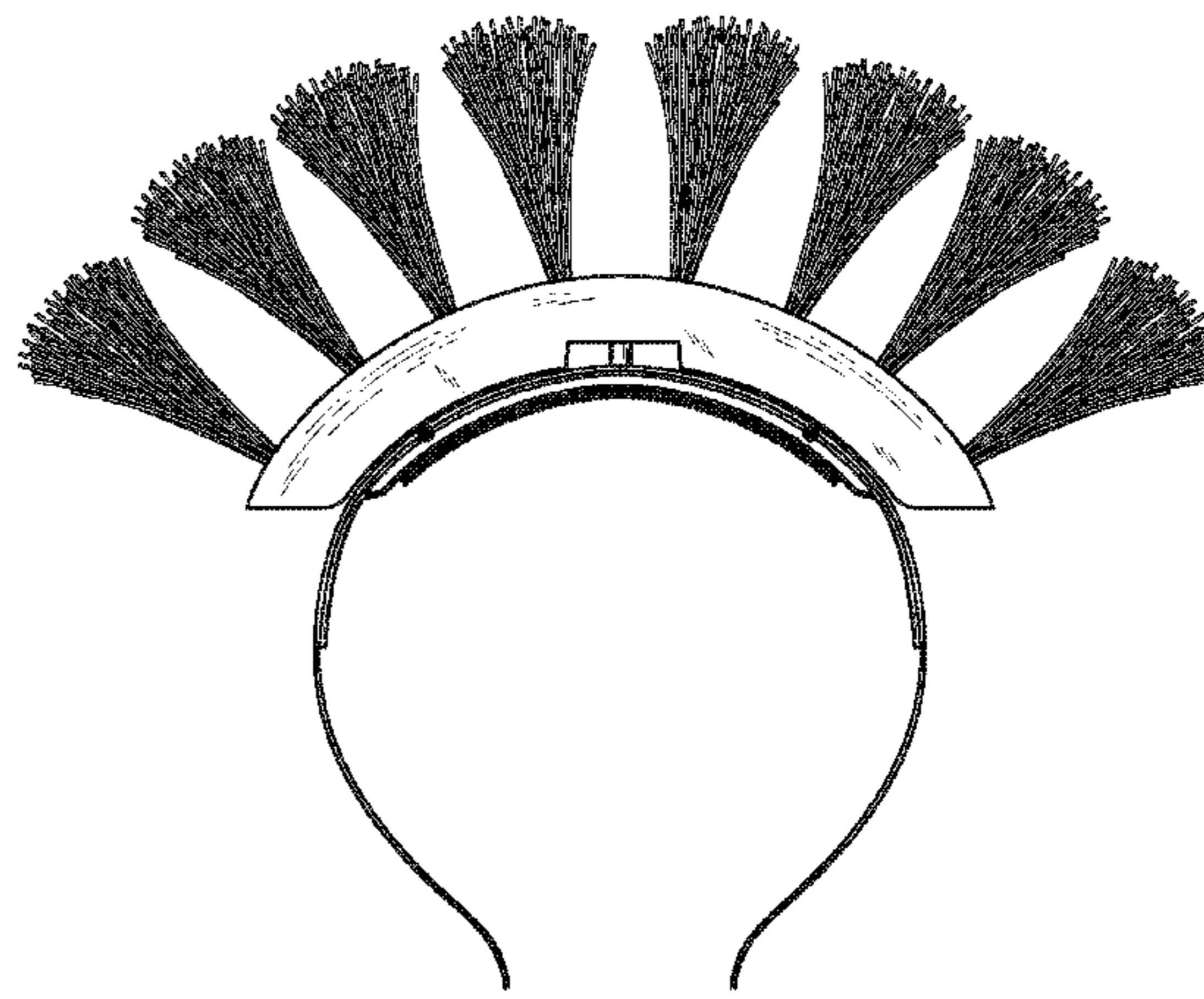
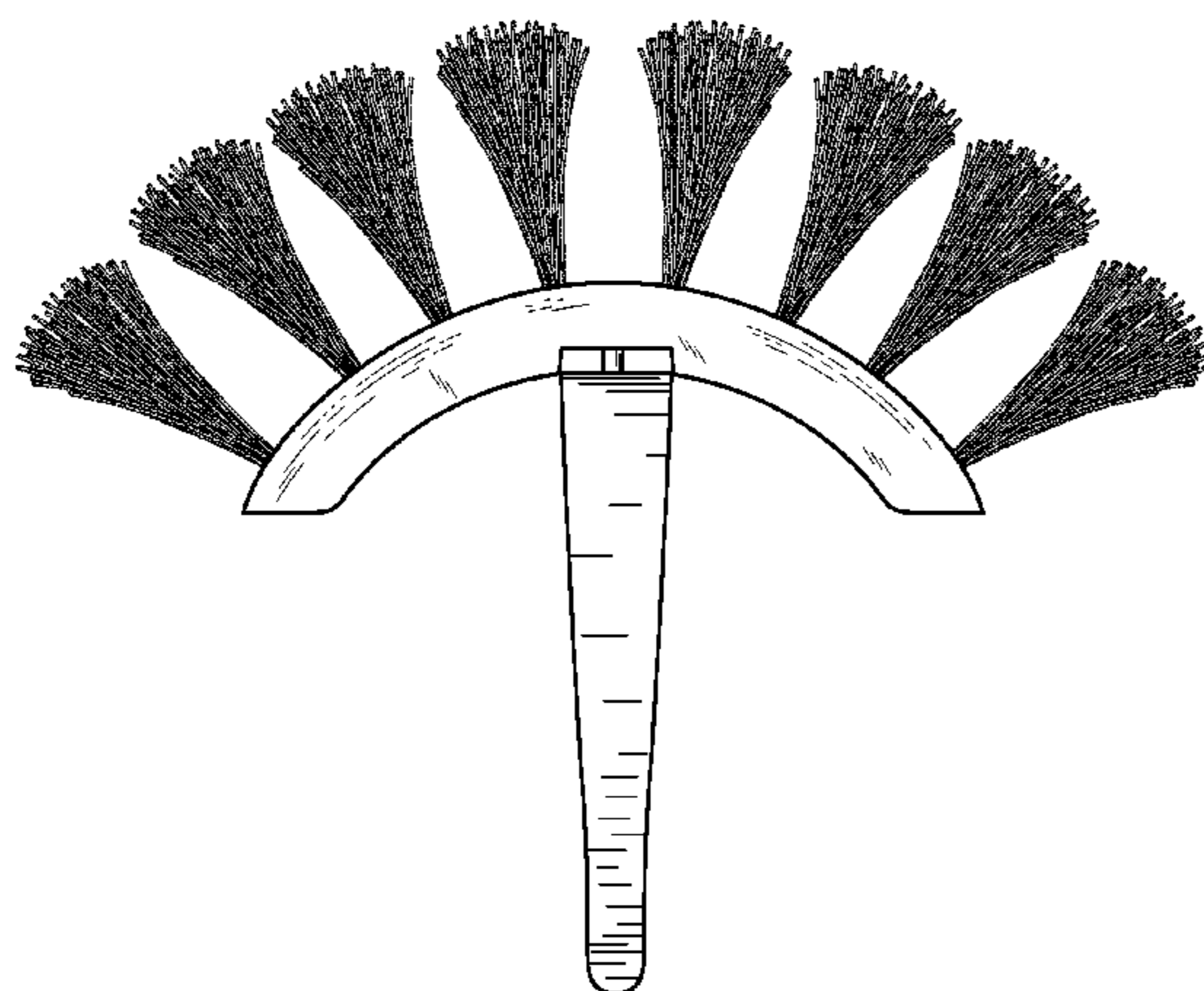
What is claimed is the ornamental design for a headwear with fiber optic tufts, as shown and described.

**DESCRIPTION**

FIG. 1 is a perspective view of a headwear with fiber optic tufts, showing the new design in a deployed configuration; FIG. 2 is a front elevational view thereof, the rear elevational view being a mirror image thereof; FIG. 3 is a left-side elevational view thereof, the right-side elevational view being substantially a mirror image thereof, the only difference being the slight variability in the positions of the filaments comprising the fiber optic tufts; FIG. 4 is a top plan view thereof; FIG. 5 is a bottom plan view thereof; FIG. 6 is a perspective view thereof, illustrated in a collapsed configuration; FIG. 7 is a left-side elevational view thereof, the right-side elevational view being substantially a mirror image thereof, the only difference being the slight variability in the positions of the filaments comprising the fiber optic tufts; FIG. 8 is a front elevational view thereof, the rear elevational view being a mirror image thereof; FIG. 9 is a top plan view thereof; and, FIG. 10 is a bottom plan view thereof.

The broken lines showing a person in FIG. 1 are included for the purpose of illustrating the invention in use, and form no part of the claimed design. The slight variability in the positions of the filaments comprising the fiber optic tufts shown in the drawings is due to the nature of the filaments themselves, and is not illustrative of deliberate differences in structure.

**1 Claim, 6 Drawing Sheets**



# US D635,337 S

Page 2

---

## U.S. PATENT DOCUMENTS

D510,780 S *	10/2005	Cullum .....	D28/41	D613,070 S *	4/2010	Huang .....	D4/129
6,976,612 B1 *	12/2005	Miller .....	223/7	2002/0196630 A1 *	12/2002	Chang .....	362/351
D518,297 S *	4/2006	Little .....	D4/133	2006/0248669 A1 *	11/2006	Dovello .....	15/159.1
D571,939 S *	6/2008	Brady .....	D26/26	2009/0145454 A1 *	6/2009	Saponaro et al. ....	132/273

\* cited by examiner

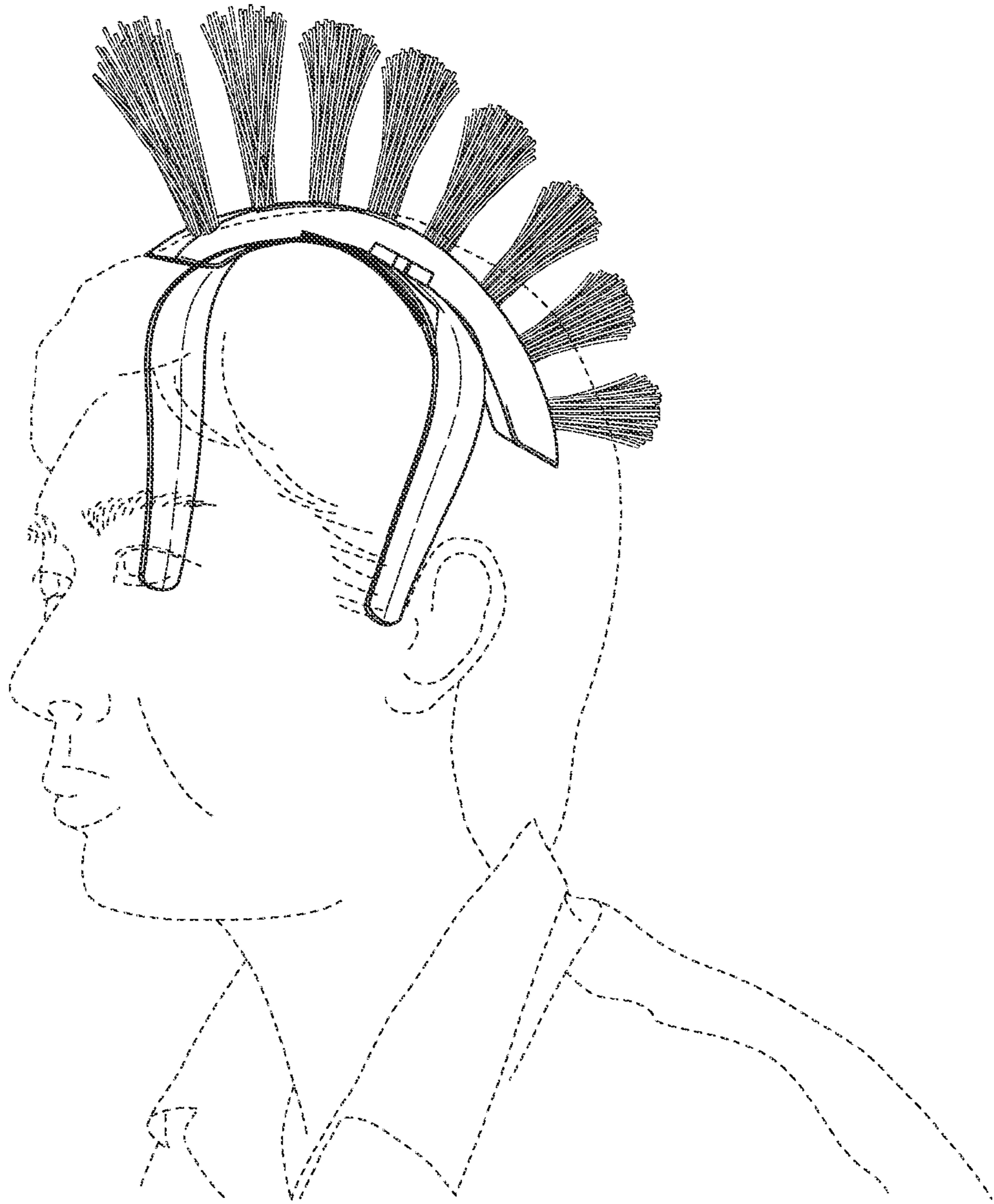


FIG. 1

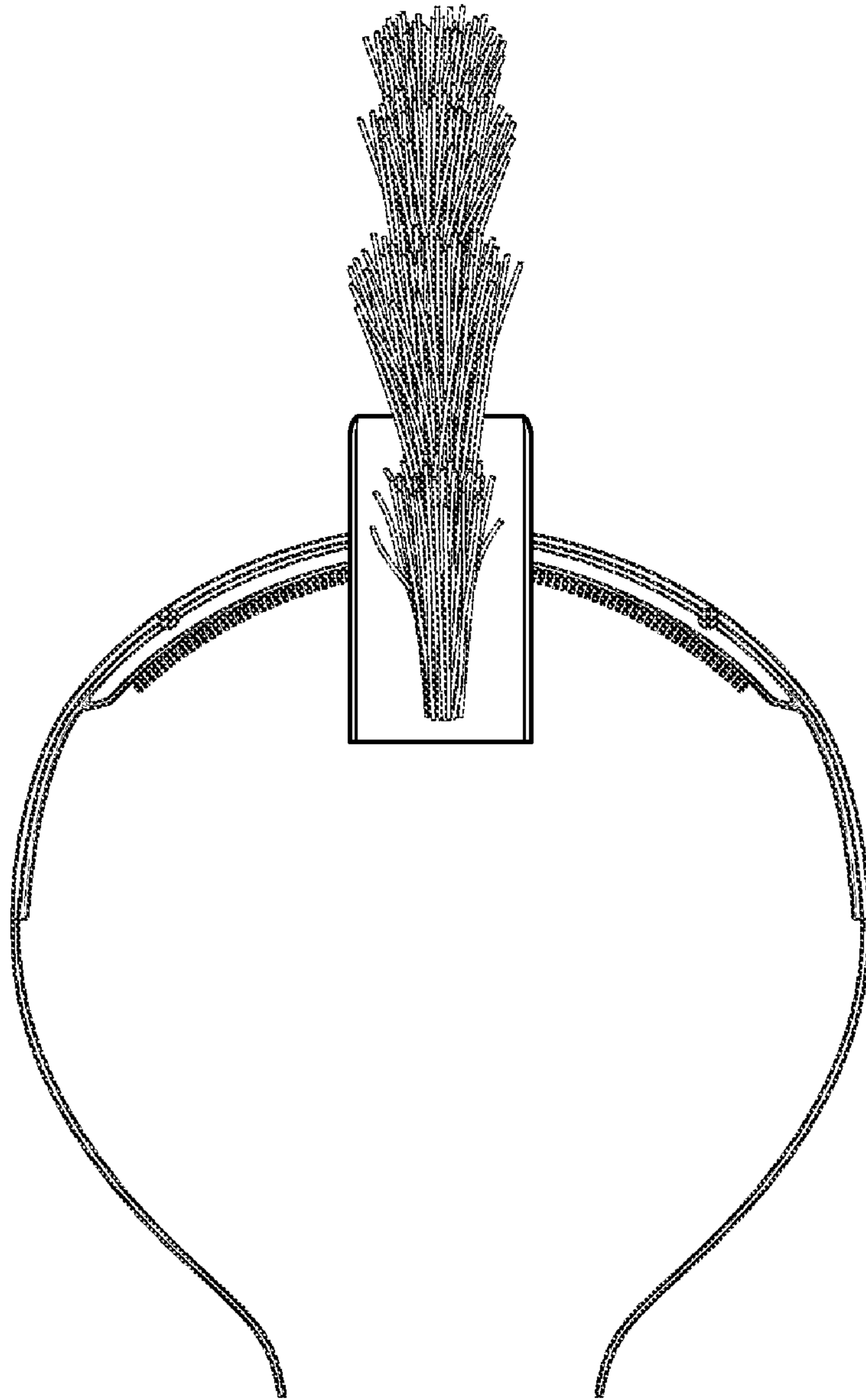


FIG.2

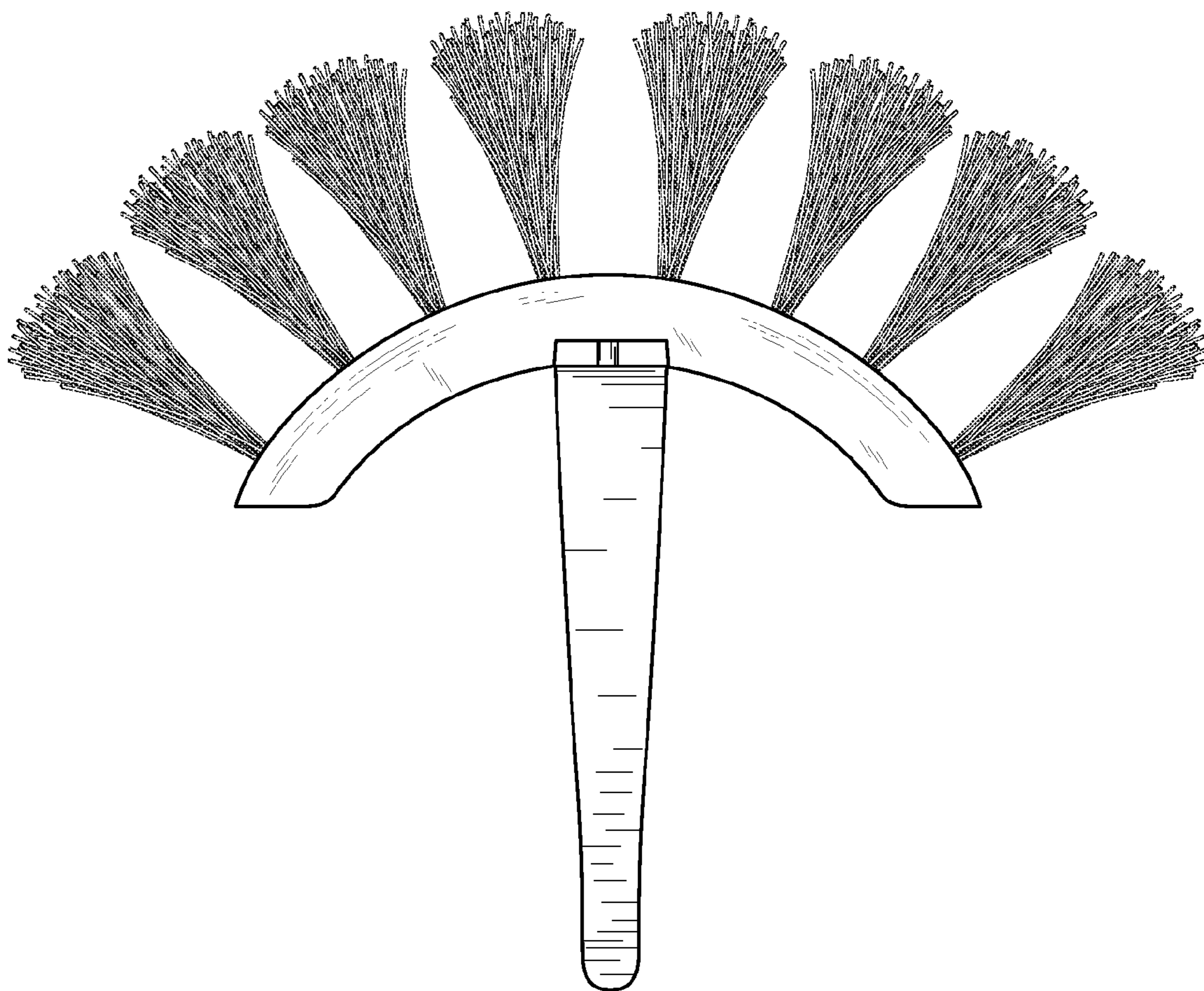


FIG. 3

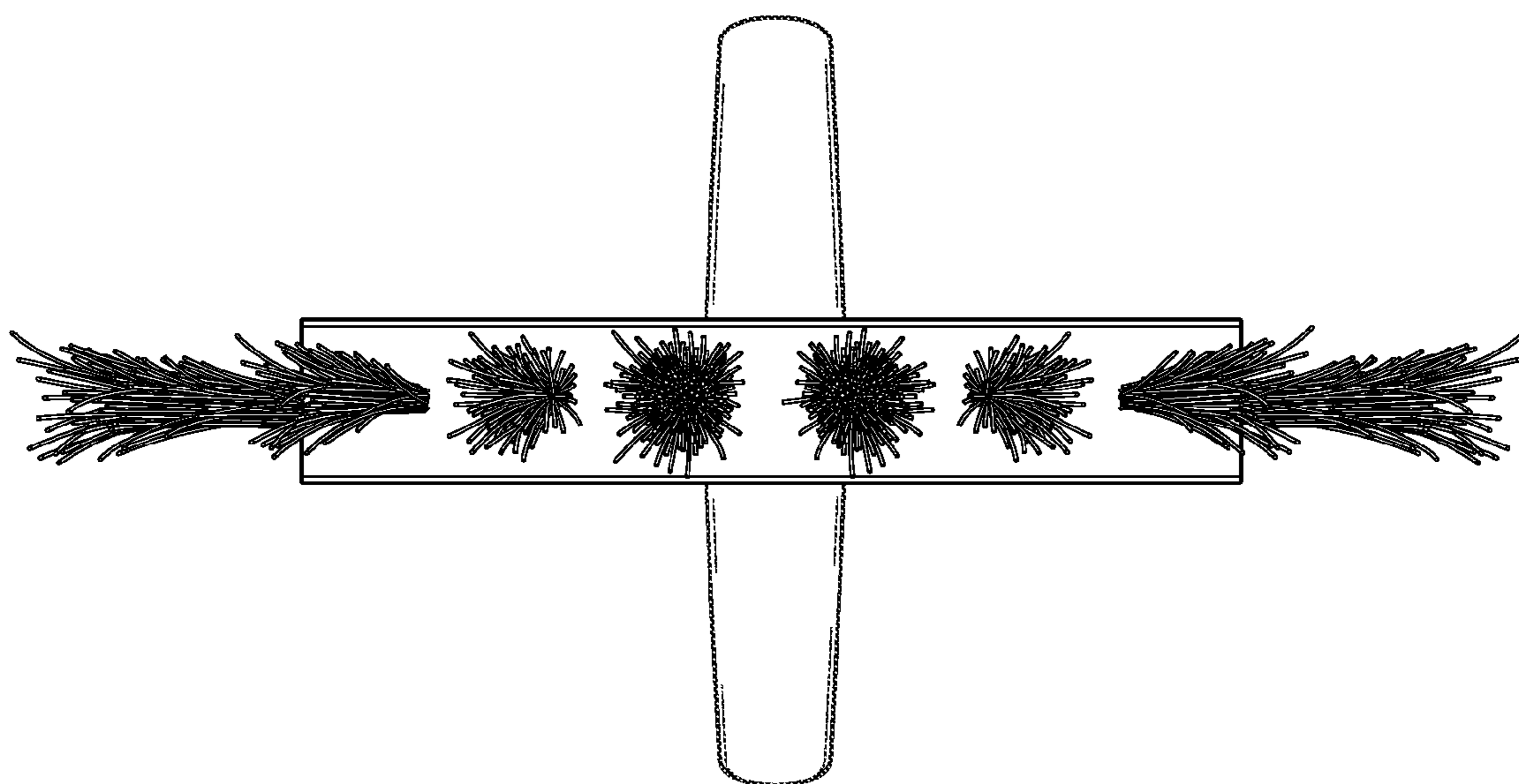


FIG. 4

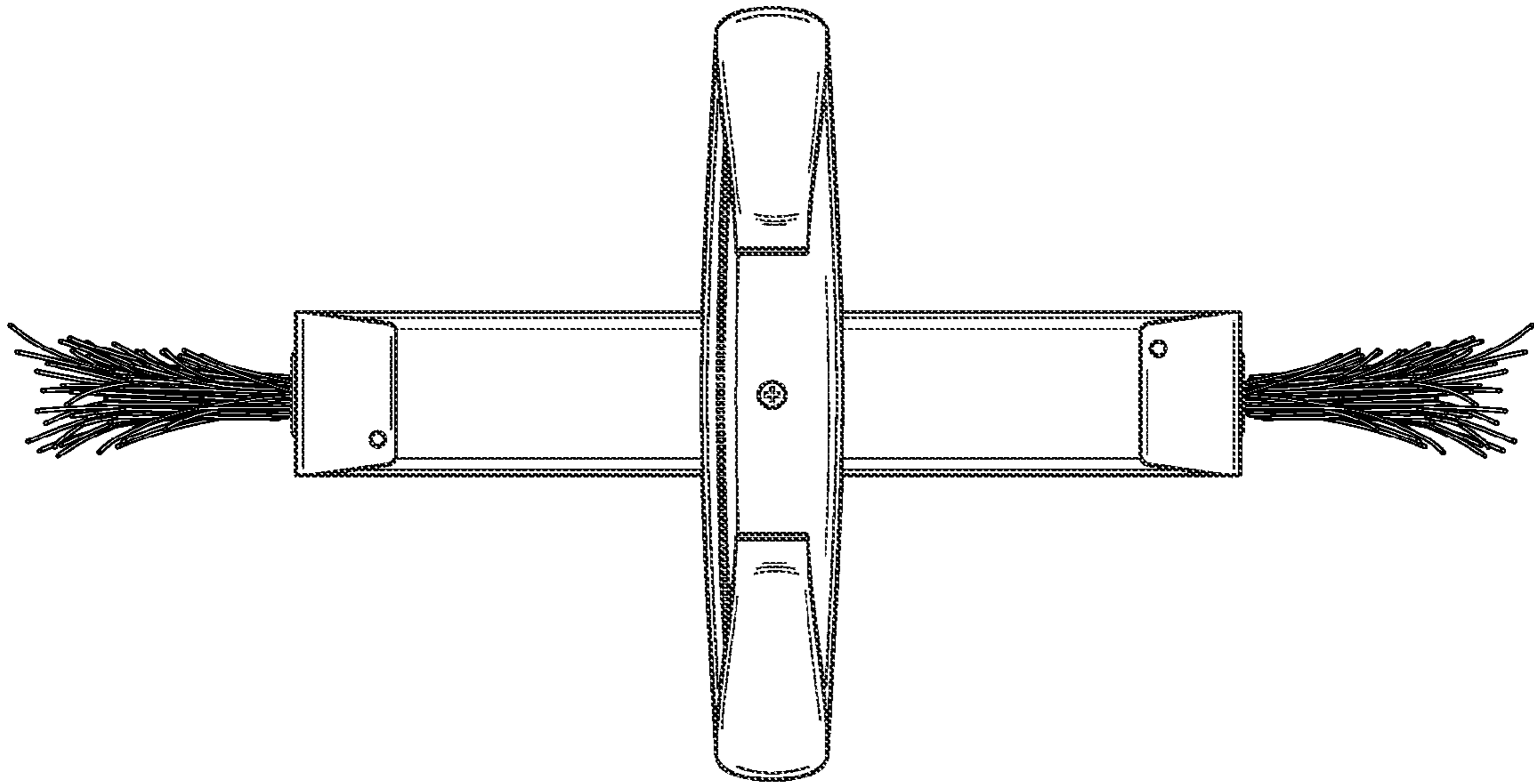


FIG. 5

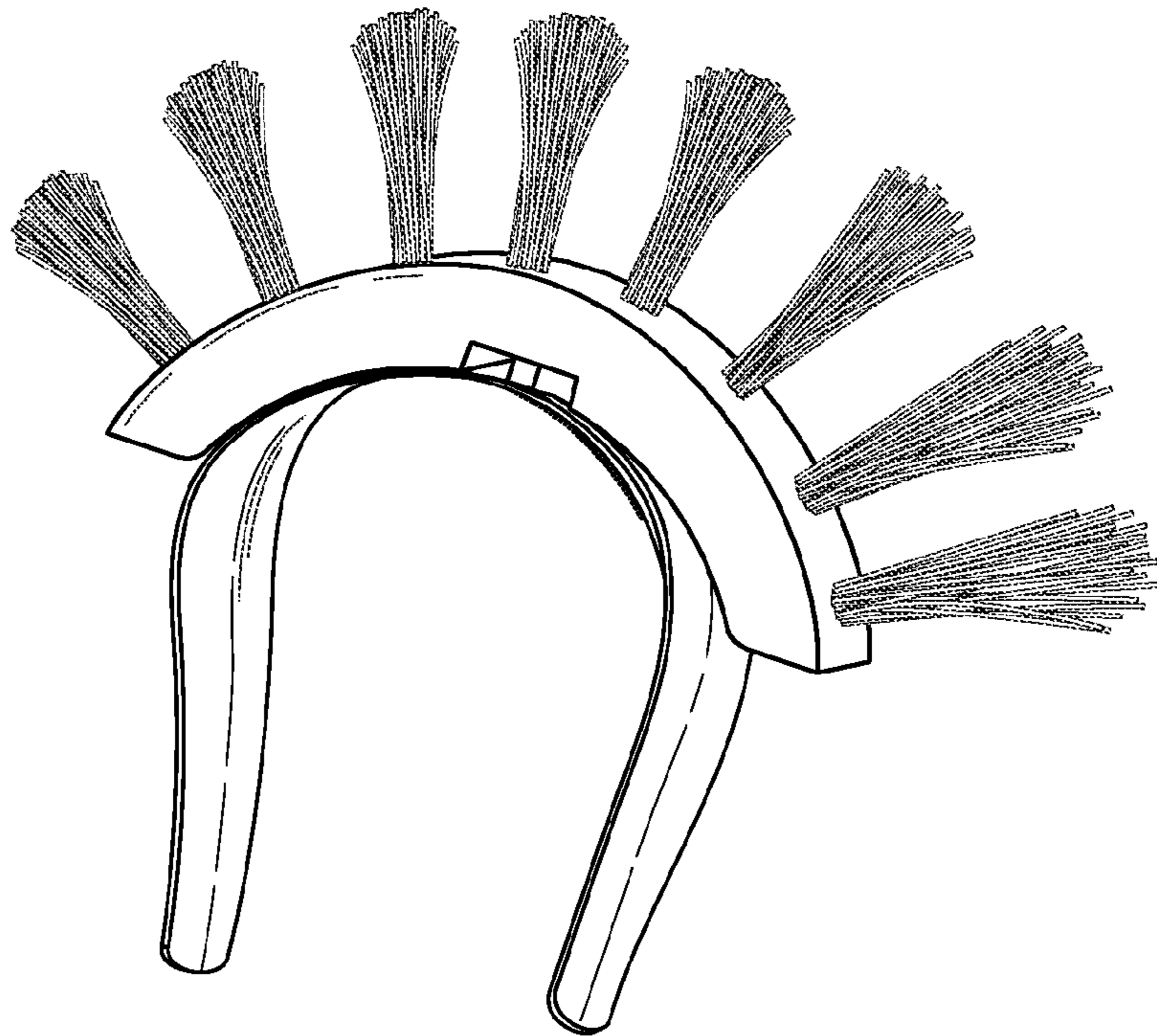


FIG. 6

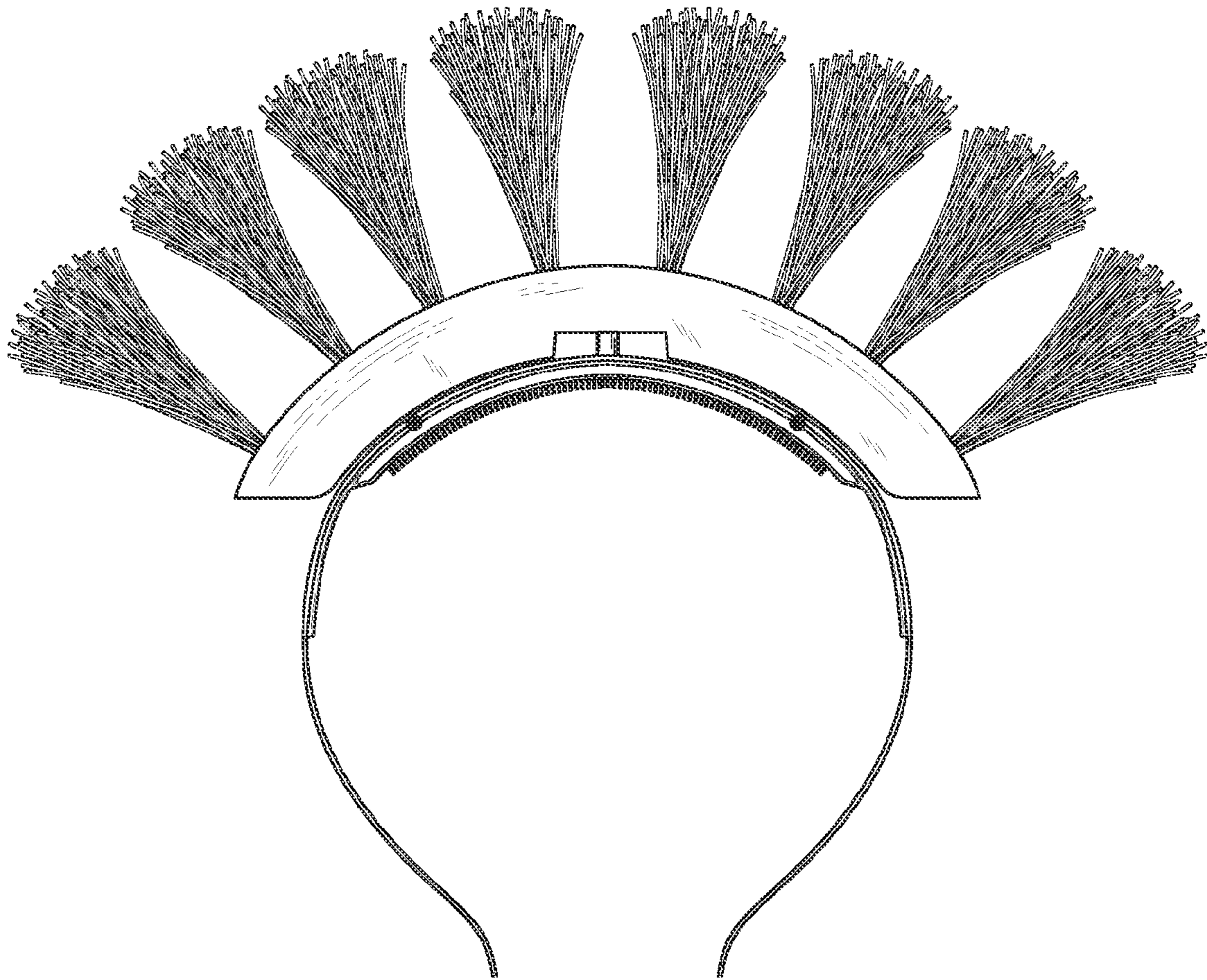


FIG.7

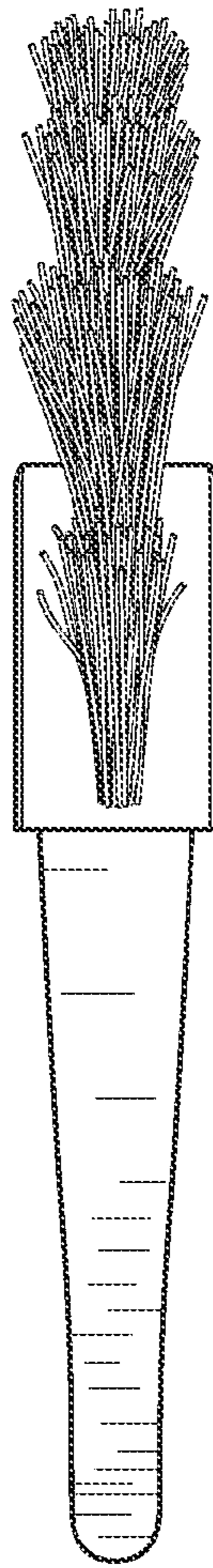


FIG. 8

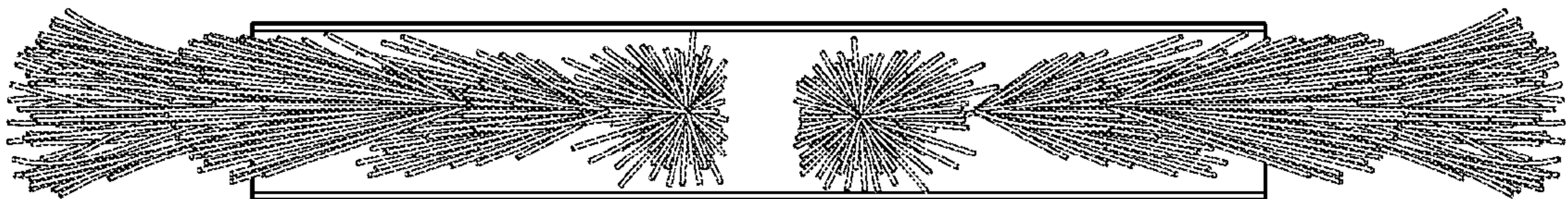


FIG. 9

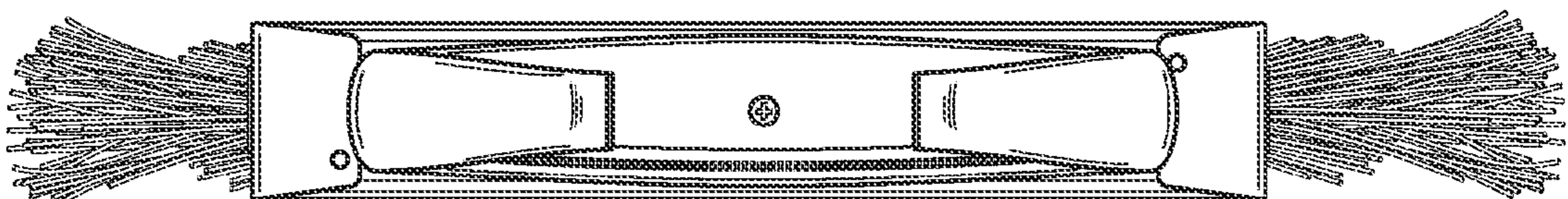


FIG. 10