



US00D635331S

(12) **United States Design Patent**  
**Eckman et al.**

(10) **Patent No.:** **US D635,331 S**

(45) **Date of Patent:** **\*\* Apr. 5, 2011**

(54) **PANTS WITH CONCEALED MEDICAL ACCESS POINT**

D466,676 S \* 12/2002 Lyden ..... D2/742  
6,647,552 B1 11/2003 Hogan  
6,792,622 B2 9/2004 Graves

(Continued)

(75) Inventors: **Mandy Eckman**, Dublin, OH (US);  
**Megan Stengel**, Dublin, OH (US);  
**Elisabeth Schuster**, Dublin, OH (US);  
**Bethany Skaff**, Dublin, OH (US)

FOREIGN PATENT DOCUMENTS

JP 2002180311 6/2002

*Primary Examiner* — Ian Simmons

*Assistant Examiner* — Rashida Johnson

(73) Assignee: **Libre, LLC**, Dublin, OH (US)

(74) *Attorney, Agent, or Firm* — Vorys, Sater, Seymour & Pease LLP; Corinne Marie Pouliquen

(\*\*) Term: **14 Years**

(57) **CLAIM**

The ornamental design for pants with concealed medical access point, as shown and described.

(21) Appl. No.: **29/351,603**

**DESCRIPTION**

(22) Filed: **Dec. 8, 2009**

(51) **LOC (9) Cl.** ..... **02-02**

(52) **U.S. Cl.** ..... **D2/742**

(58) **Field of Classification Search** ..... D2/712,  
D2/731, 732, 738, 742; 2/79, 80, 83, 227,  
2/228, 236–238, 919

See application file for complete search history.

FIG. 1 is a front elevational view of pants with concealed medical access point showing our new design; the zipper shown in a closed position on the right leg;

FIG. 2 is a right perspective view of FIG. 1.

FIG. 3 is a left perspective view of FIG. 1.

FIG. 4 is a front elevational view thereof shown in an open position on the right leg.

FIG. 5 is a right perspective view of FIG. 4.

FIG. 6 is a left perspective view of FIG. 4,

FIG. 7 is a front elevational view of pants with concealed medical access point showing a second embodiment of the design; the zipper shown in a closed position on the left leg;

FIG. 8 is a right perspective view of FIG. 7.

FIG. 9 is a left perspective view of FIG. 7.

FIG. 10 is a front elevational view thereof shown in an open position on the left leg.

FIG. 11 is a right perspective view of FIG. 10; and,

FIG. 12 is a left perspective view of FIG. 10.

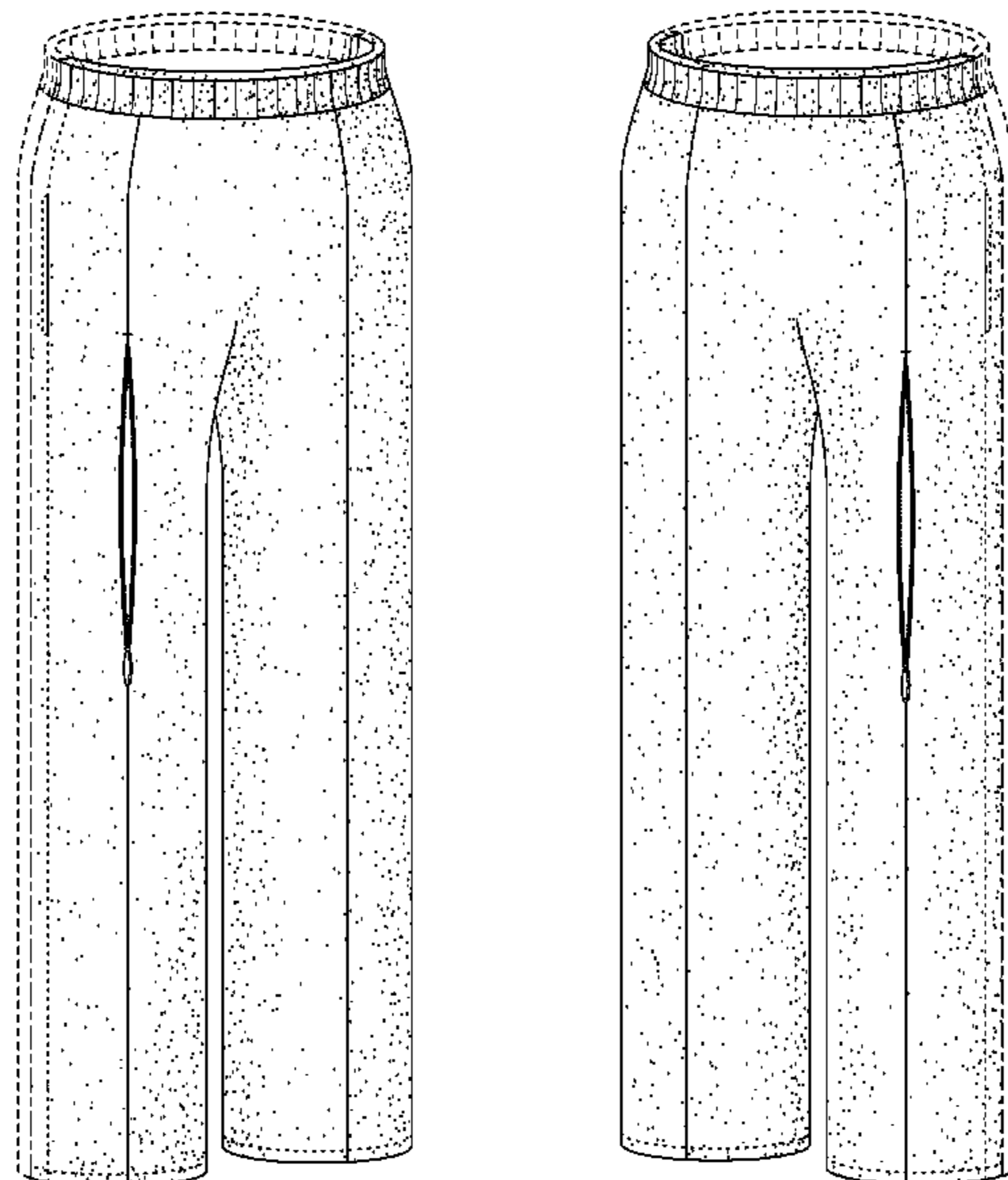
The dotted lines on the surface of the pants represent stitching. The alternating long and short dashed lines represent the boundary of the claim. The evenly spaced dashed lines represent the portions of the pants that form no part of the claim.

(56) **References Cited**

U.S. PATENT DOCUMENTS

3,801,986	A *	4/1974	Purdon	.....	2/69
D279,041	S *	6/1985	Sears et al.	.....	D2/742
D313,109	S *	12/1990	Anthony	.....	D2/742
5,097,535	A	3/1992	Dye et al.		
D332,342	S	1/1993	Dye et al.		
5,564,126	A	10/1996	Chou		
5,799,330	A	9/1998	O'Donoghue-Kitt		
5,822,802	A	10/1998	Chou		
D408,117	S	4/1999	Wade		
D410,317	S	6/1999	Alexander		
6,115,840	A	9/2000	Hastings		
6,148,444	A	11/2000	Holmes et al.		
6,216,270	B1	4/2001	Moquin et al.		
D457,290	S	5/2002	Thompson		
6,438,758	B1	8/2002	Burkard et al.		
6,477,716	B2 *	11/2002	Blaire	.....	2/227

**1 Claim, 12 Drawing Sheets**



# US D635,331 S

Page 2

---

## U.S. PATENT DOCUMENTS

6,973,673	B2	12/2005	Beuk				
D513,660	S *	1/2006	Greene	.....	D2/742		
7,073,204	B1	7/2006	Boyles				
D560,879	S	2/2008	Hines				
7,418,741	B2	9/2008	Rogers				
7,424,750	B2	9/2008	Kerr				
7,454,798	B2	11/2008	Feodoroff				
D584,030	S *	1/2009	Ramirez	.....	D2/742		
D591,482	S *	5/2009	Ramirez	.....	D2/742		
7,526,816	B2	5/2009	Shak				
D609,430	S *	2/2010	Clement	.....	D2/742		
D614,378	S *	4/2010	Viola et al.	.....	D2/742		
2006/0053525	A1	3/2006	Legard				
2007/0199127	A1	8/2007	Coronado				

\* cited by examiner

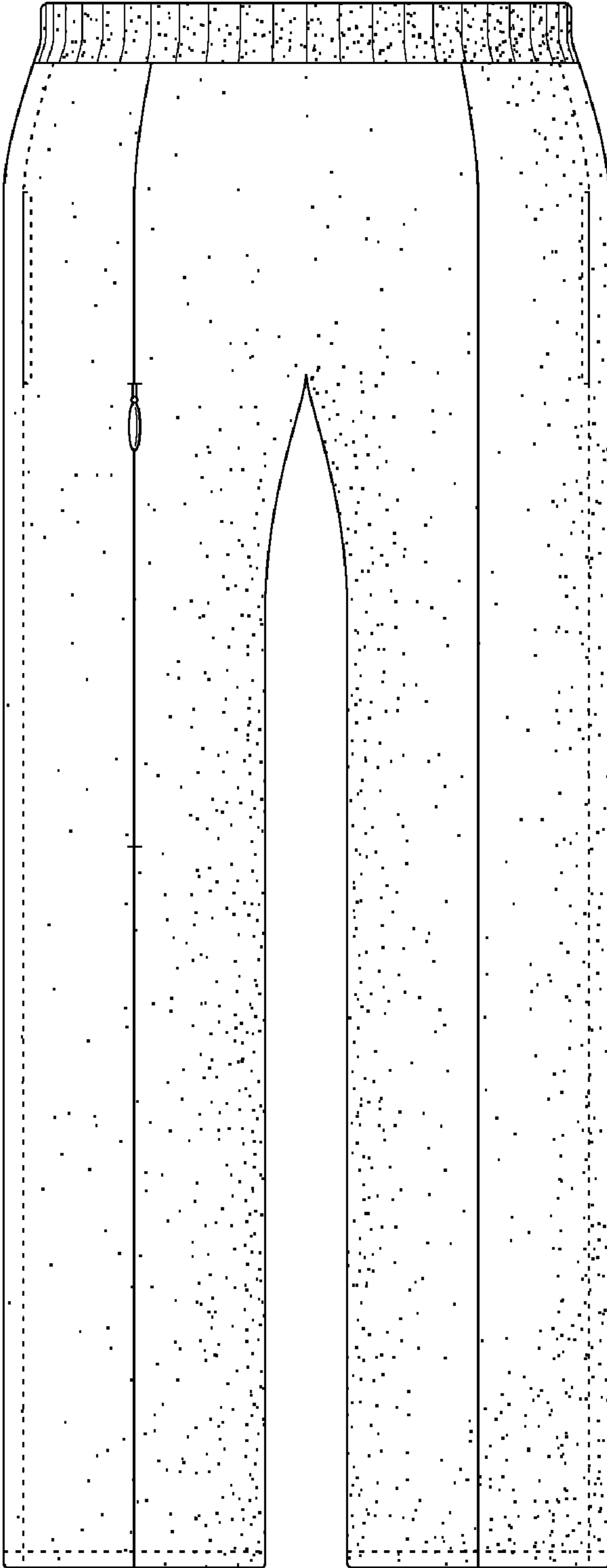


FIG. 1

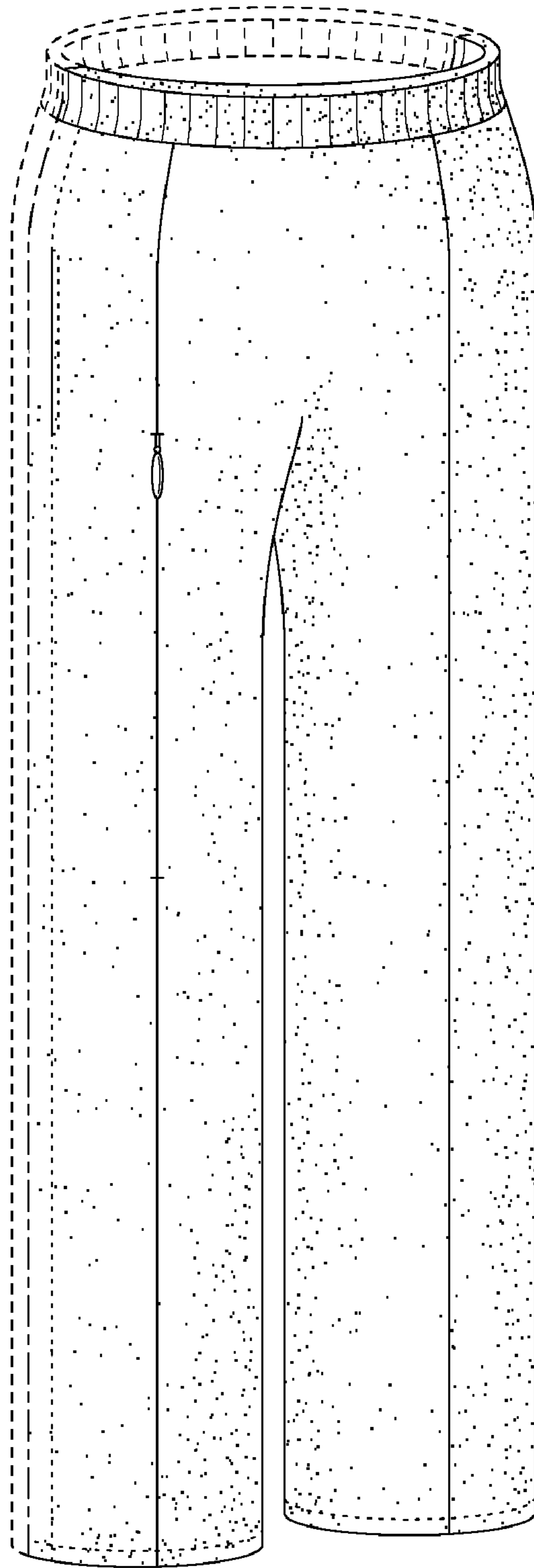


FIG. 2

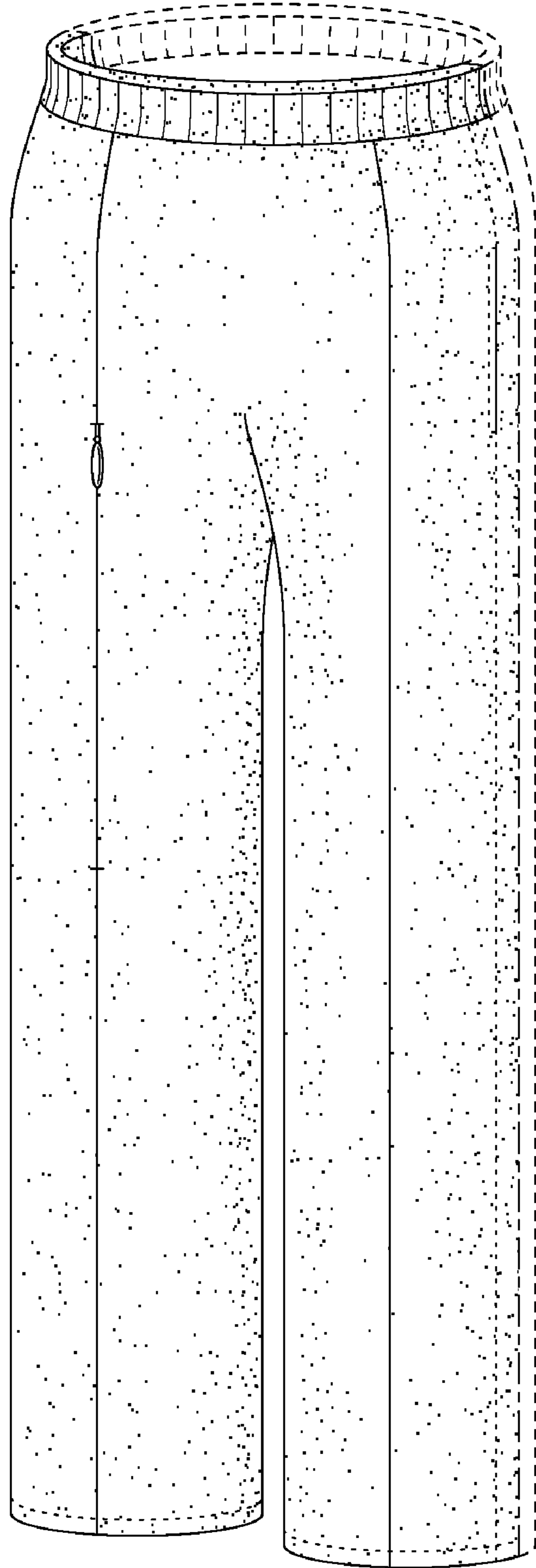


FIG. 3

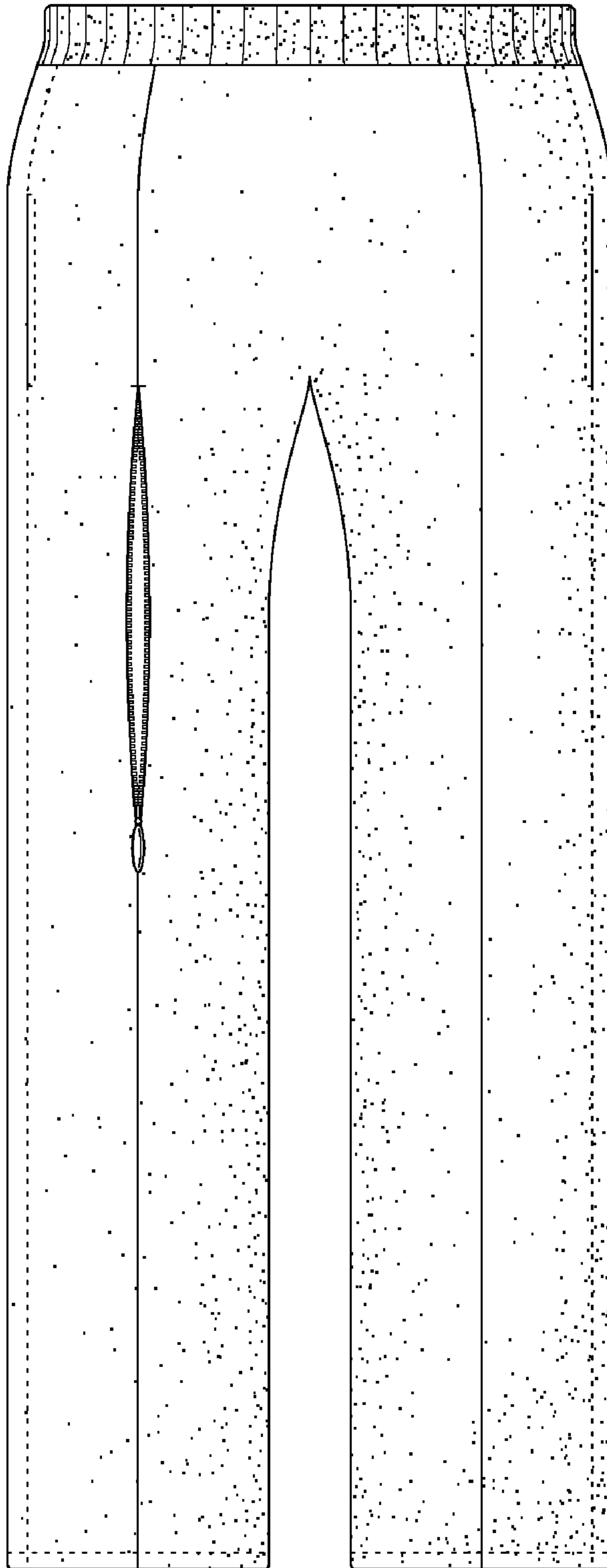


FIG. 4

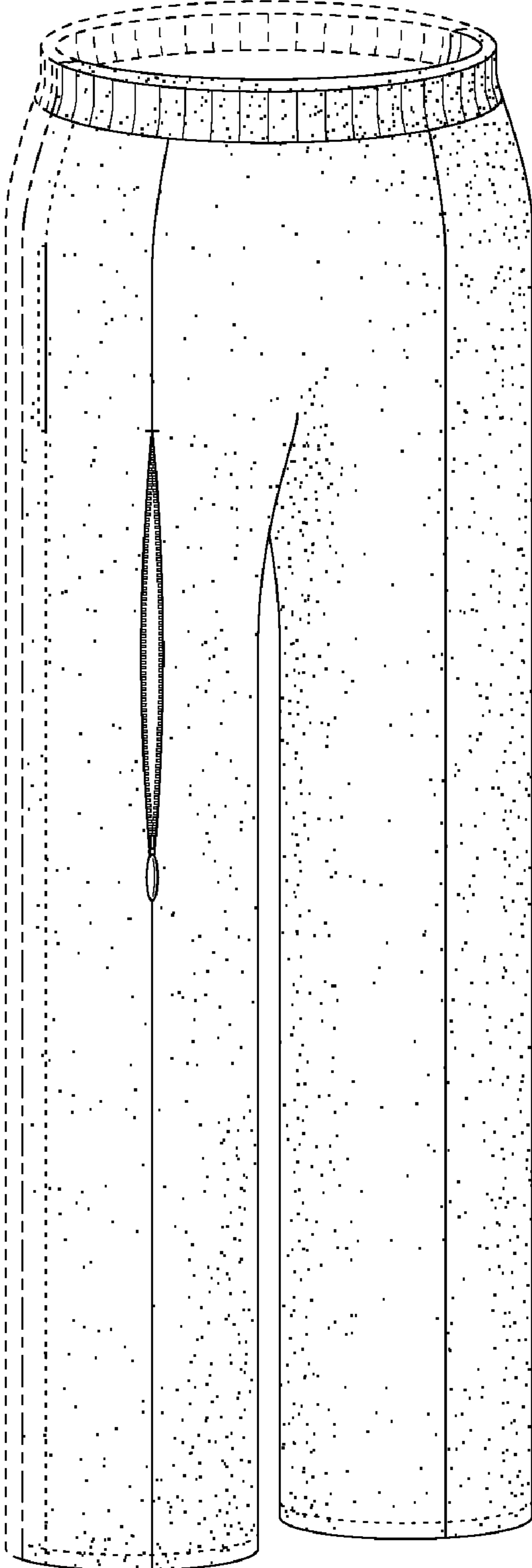


FIG. 5



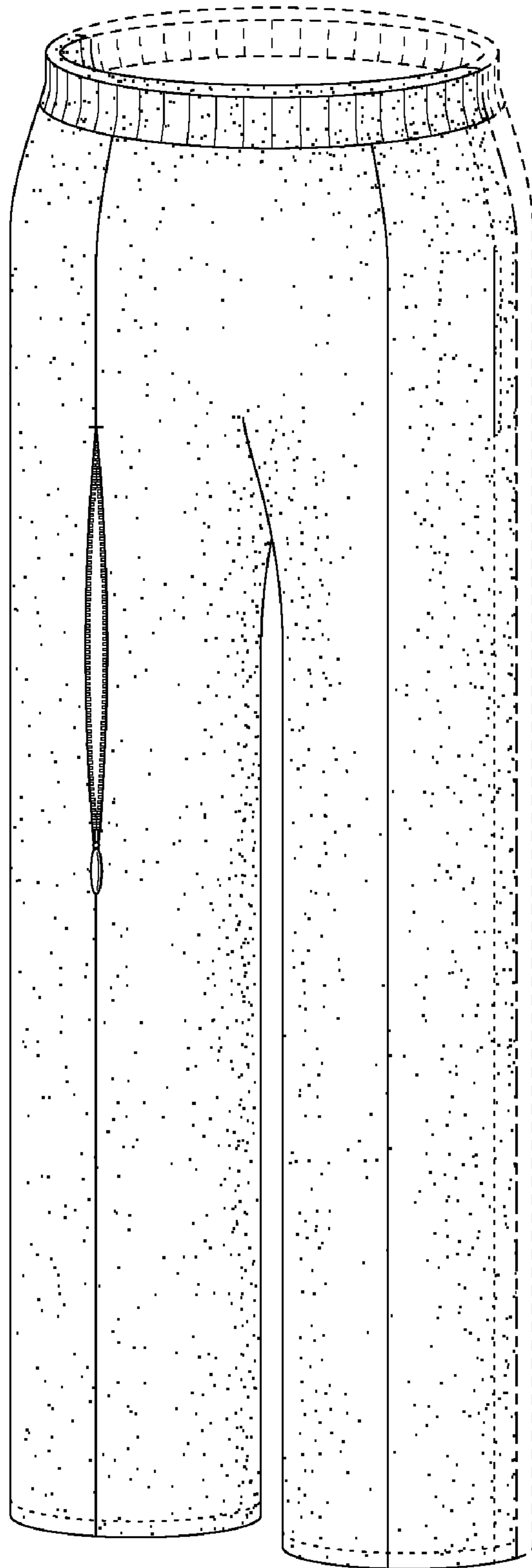


FIG. 6



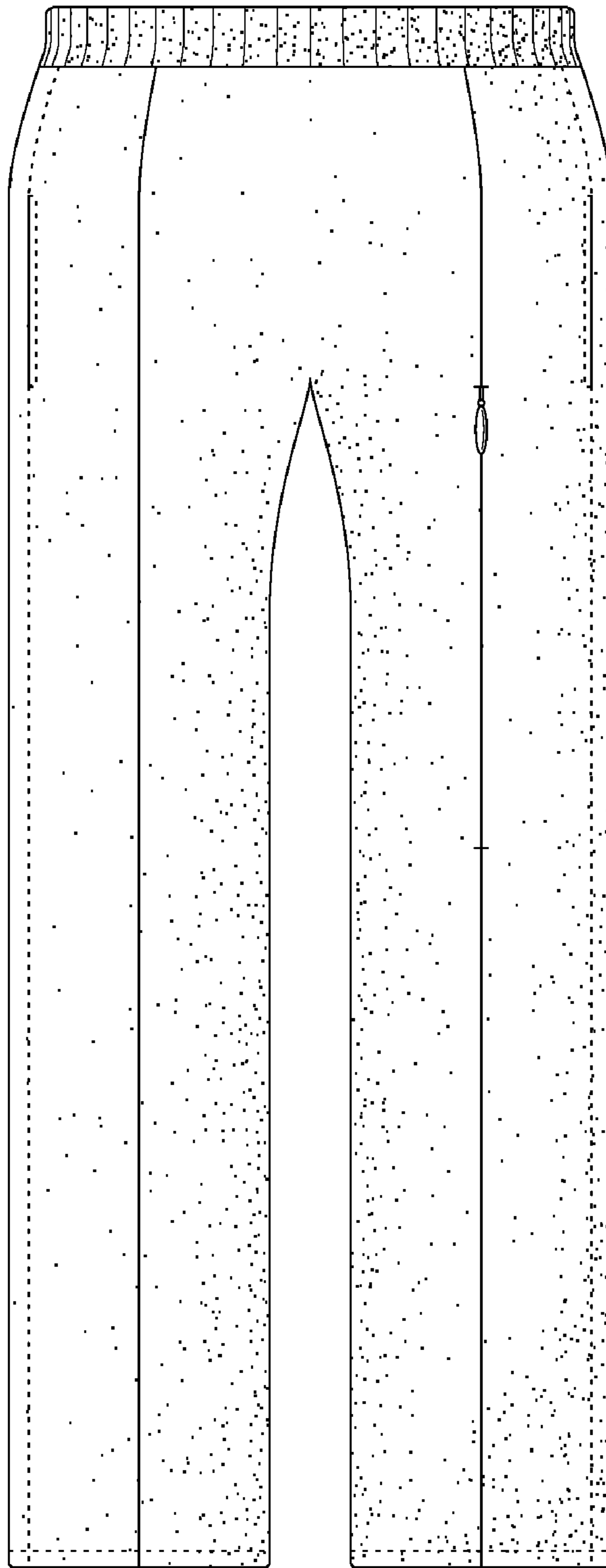


FIG. 7

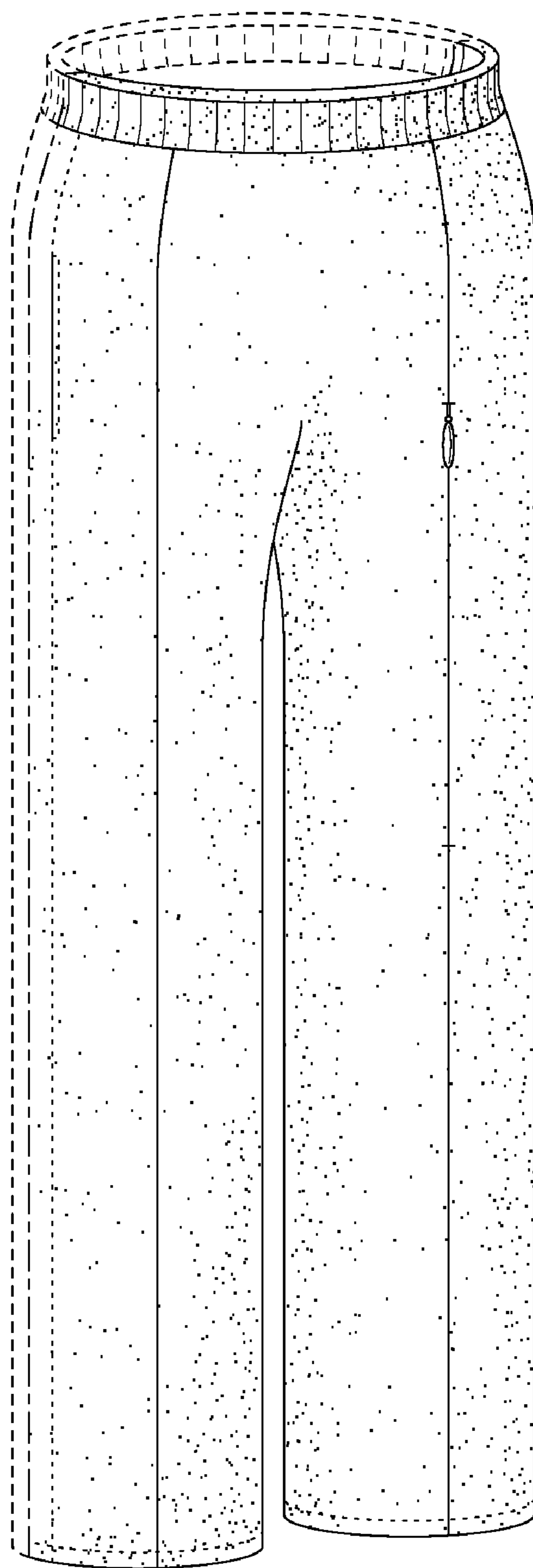


FIG. 8

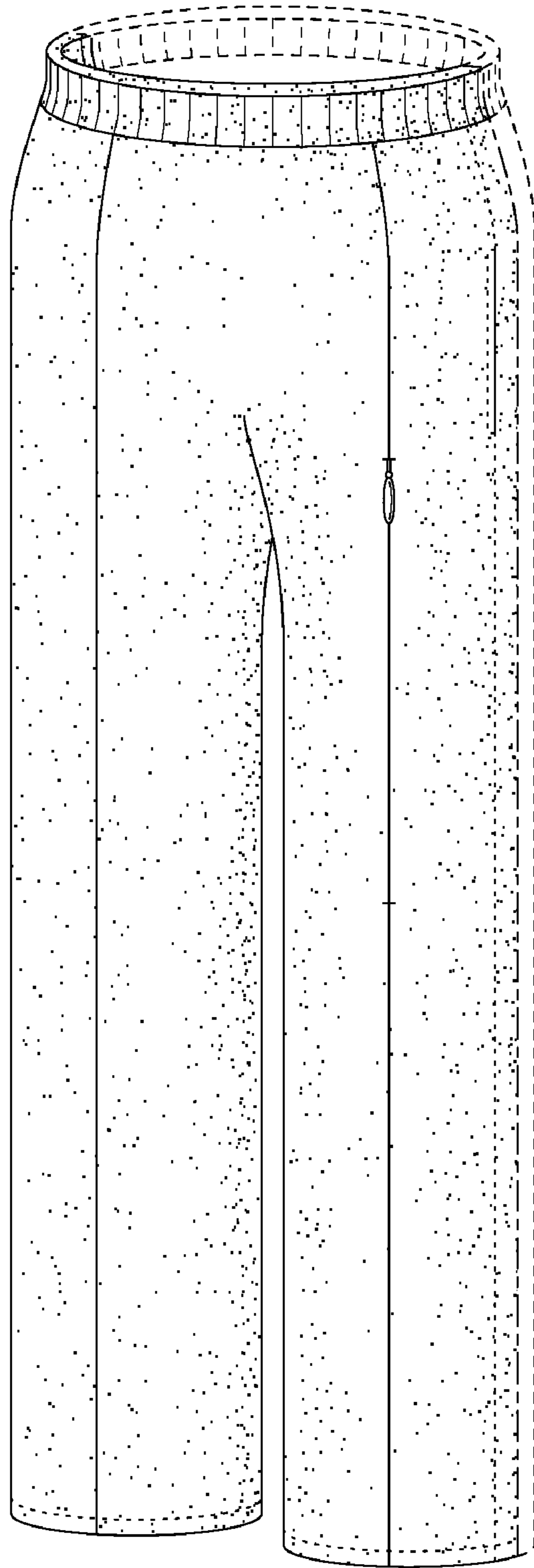


FIG. 9

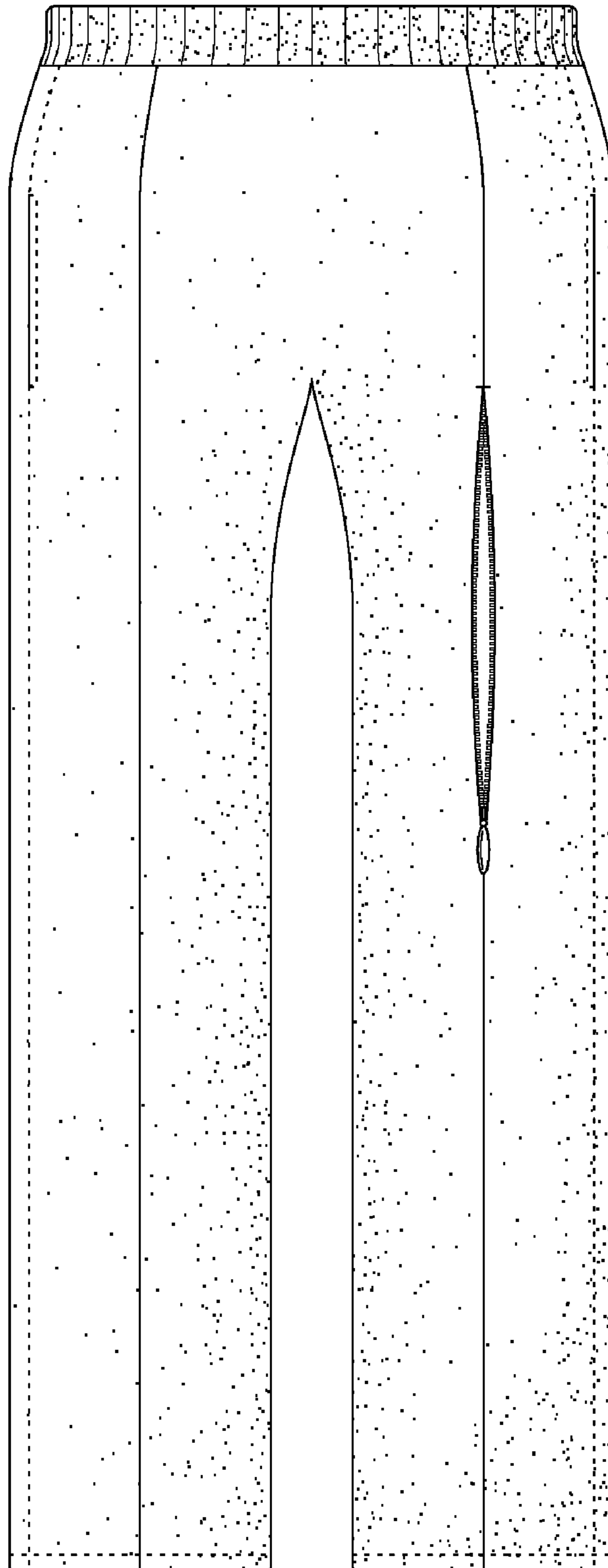


FIG. 10

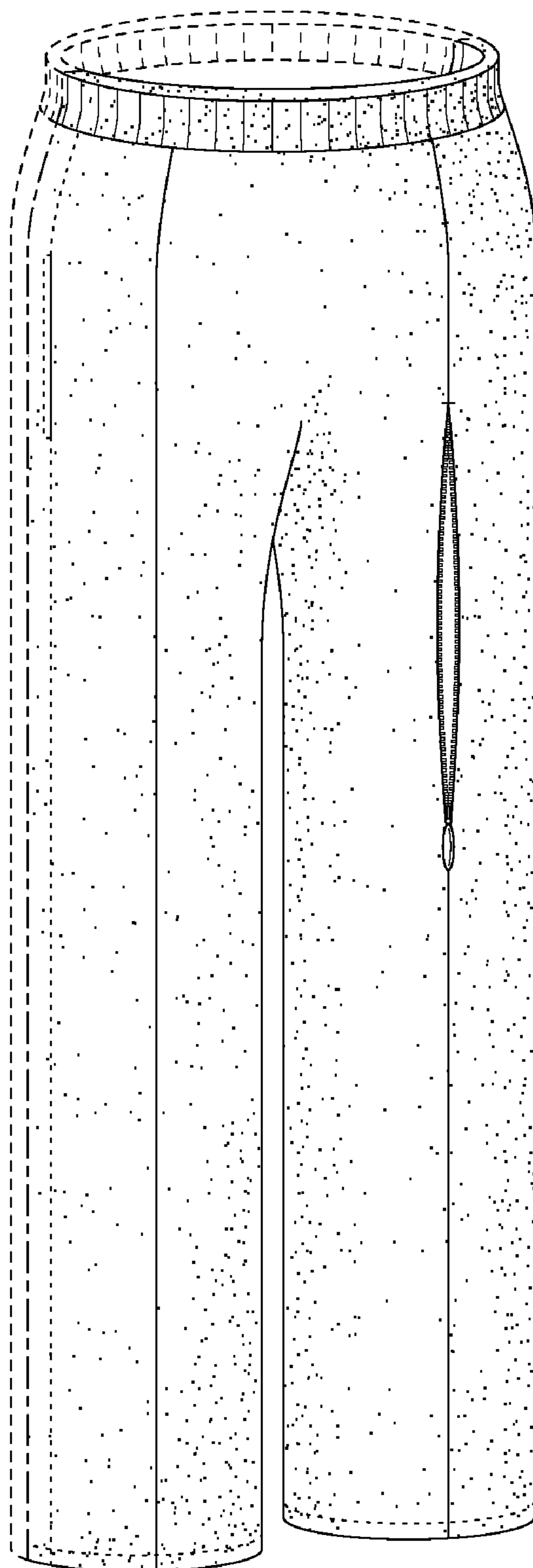


FIG. 11

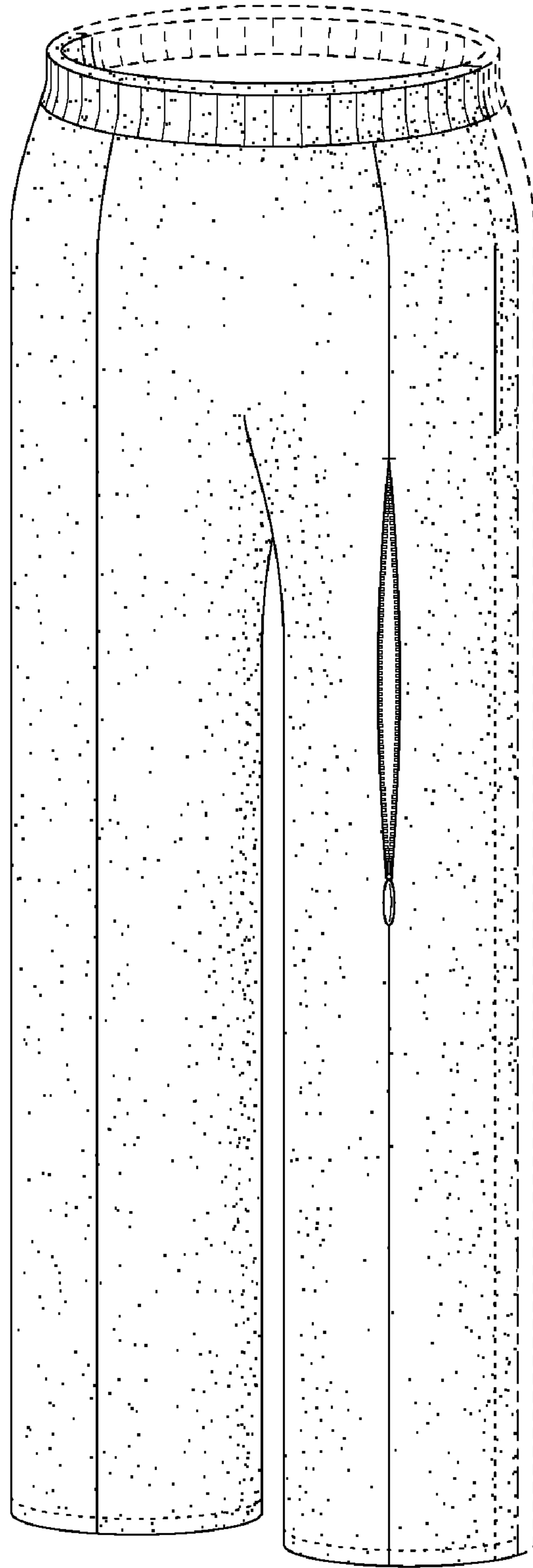


FIG. 12