



US00D635329S

(12) **United States Design Patent**
Wahl et al.

(10) **Patent No.:** **US D635,329 S**
(45) **Date of Patent:** **** Apr. 5, 2011**

- (54) **BRA**
- (75) Inventors: **Lori Wahl**, Portland, OR (US); **Patricia Kelly**, Huntington Beach, CA (US); **David Chandler**, Irvine, CA (US)
- (73) Assignee: **ASICS Corporation**, Kobe (JP)
- (**) Term: **14 Years**
- (21) Appl. No.: **29/368,116**
- (22) Filed: **Aug. 18, 2010**
- (51) **LOC (9) Cl.** **02-01**
- (52) **U.S. Cl.** **D2/706**
- (58) **Field of Classification Search** D2/706-709, D2/703, 711, 737; 450/50, 65, 70, 86, 89; 2/76, 113, 118, 913
See application file for complete search history.

6,099,382	A *	8/2000	Wilson	450/89
6,110,007	A	8/2000	Rittmann		
6,220,924	B1	4/2001	Kobayashi et al.		
6,293,844	B1	9/2001	Dalton		
6,302,761	B1	10/2001	Wrenn		
6,422,917	B1	7/2002	Rose et al.		
6,626,733	B1 *	9/2003	Knutson	450/89
D505,243	S *	5/2005	Thunstedt	D2/703
6,896,582	B2 *	5/2005	Kawami	450/86
D523,212	S *	6/2006	Iourina	D2/706
D570,576	S	6/2008	Seraceno et al.		
D575,026	S	8/2008	Tonsor		
7,435,155	B2	10/2008	Reinisch et al.		
D594,631	S *	6/2009	Reinisch	D2/711
2005/0112996	A1	5/2005	Buehler		
2005/0255789	A1	11/2005	Gaudet et al.		
2006/0089083	A1	4/2006	Tonsor		

FOREIGN PATENT DOCUMENTS

WO 9522261 8/1995

* cited by examiner

Primary Examiner — Karen E Eldridge Powers

(74) *Attorney, Agent, or Firm* — Michael E. Zall

(56) **References Cited**

U.S. PATENT DOCUMENTS

2,364,899	A	12/1944	Hatton		
D140,752	S *	4/1945	Laszlo	D2/737
2,455,036	A	11/1948	Boylan		
3,982,547	A	9/1976	Walker		
4,076,029	A	2/1978	Wiquel		
4,254,777	A	3/1981	Johnston		
D259,370	S *	6/1981	Schreiber et al.	D2/708
4,292,975	A	10/1981	Champion et al.		
4,311,150	A	1/1982	Schreiber et al.		
4,369,792	A	1/1983	Miller		
4,607,640	A	8/1986	McCusker		
4,718,878	A	1/1988	Di Tullio		
D351,711	S	10/1994	Mattson		
5,823,851	A	10/1998	Dicker		
D403,486	S *	1/1999	Chetwynd	D2/708
D410,688	S *	6/1999	Robinson et al.	D2/709
6,023,785	A	2/2000	Johnson		

(57) **CLAIM**

The ornamental design for the bra, as shown and described.

DESCRIPTION

FIG. 1 is a rear, right side perspective view of the bra;
 FIG. 2 is a rear elevational view thereof;
 FIG. 3 is a front, right side perspective view thereof; and,
 FIG. 4 is a front, left side perspective view thereof.
 The broken lines shown on the bra are unclaimed features of the article.
 The partial human figure shown in broken lines illustrates the environment in which the design is used and forms no part of the claimed design.

1 Claim, 4 Drawing Sheets

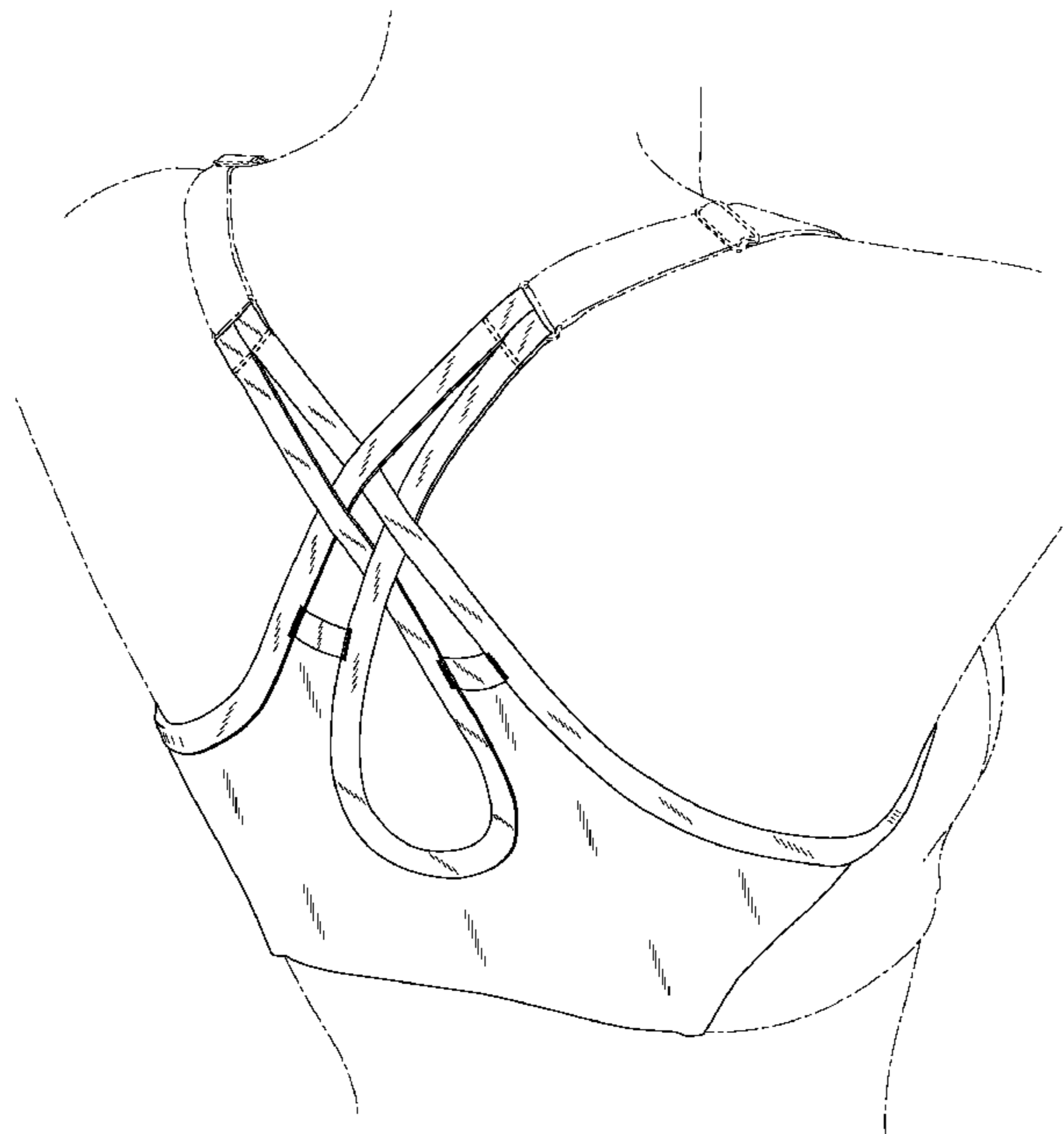


FIG. 1

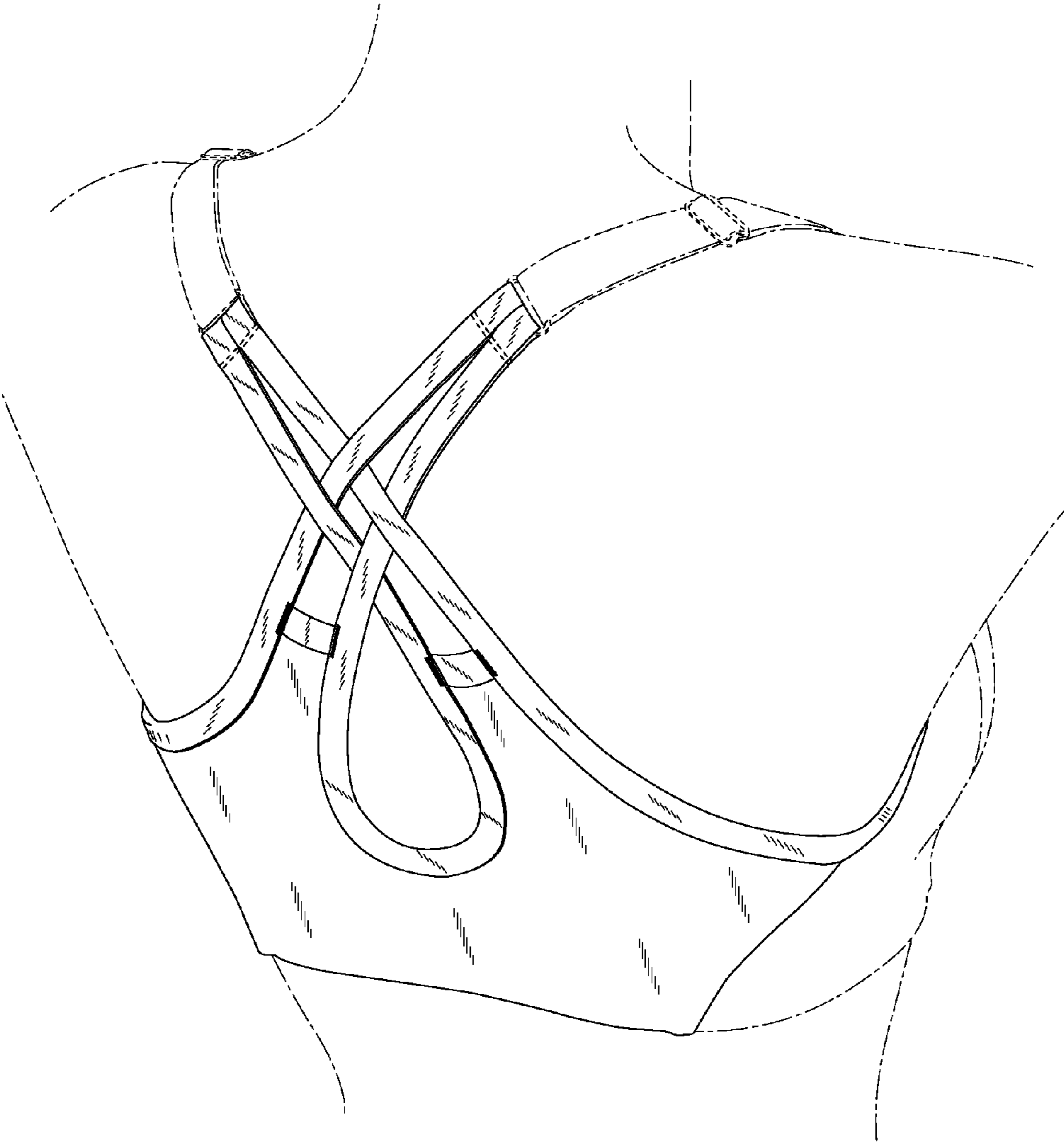


FIG. 2

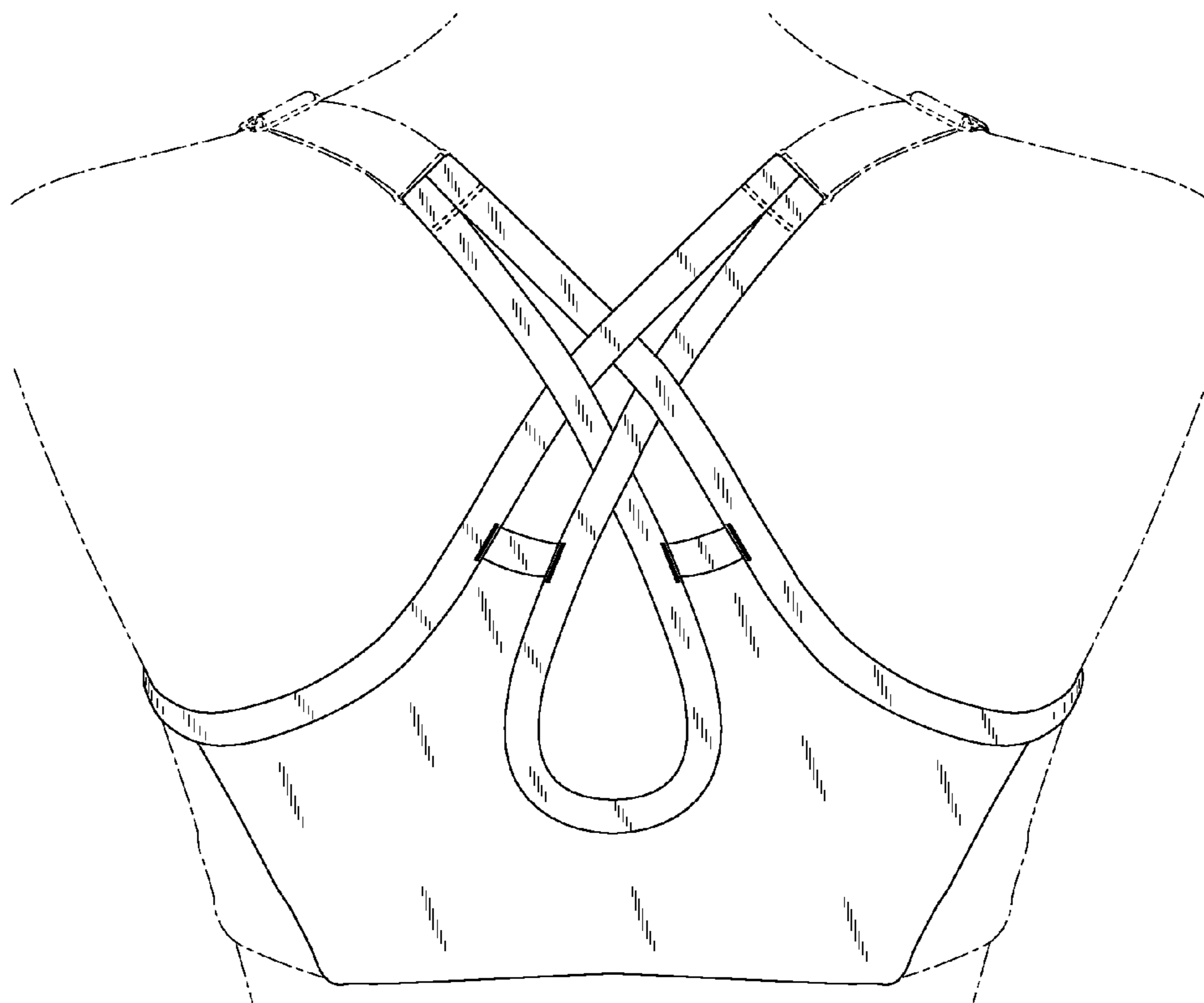


FIG. 3

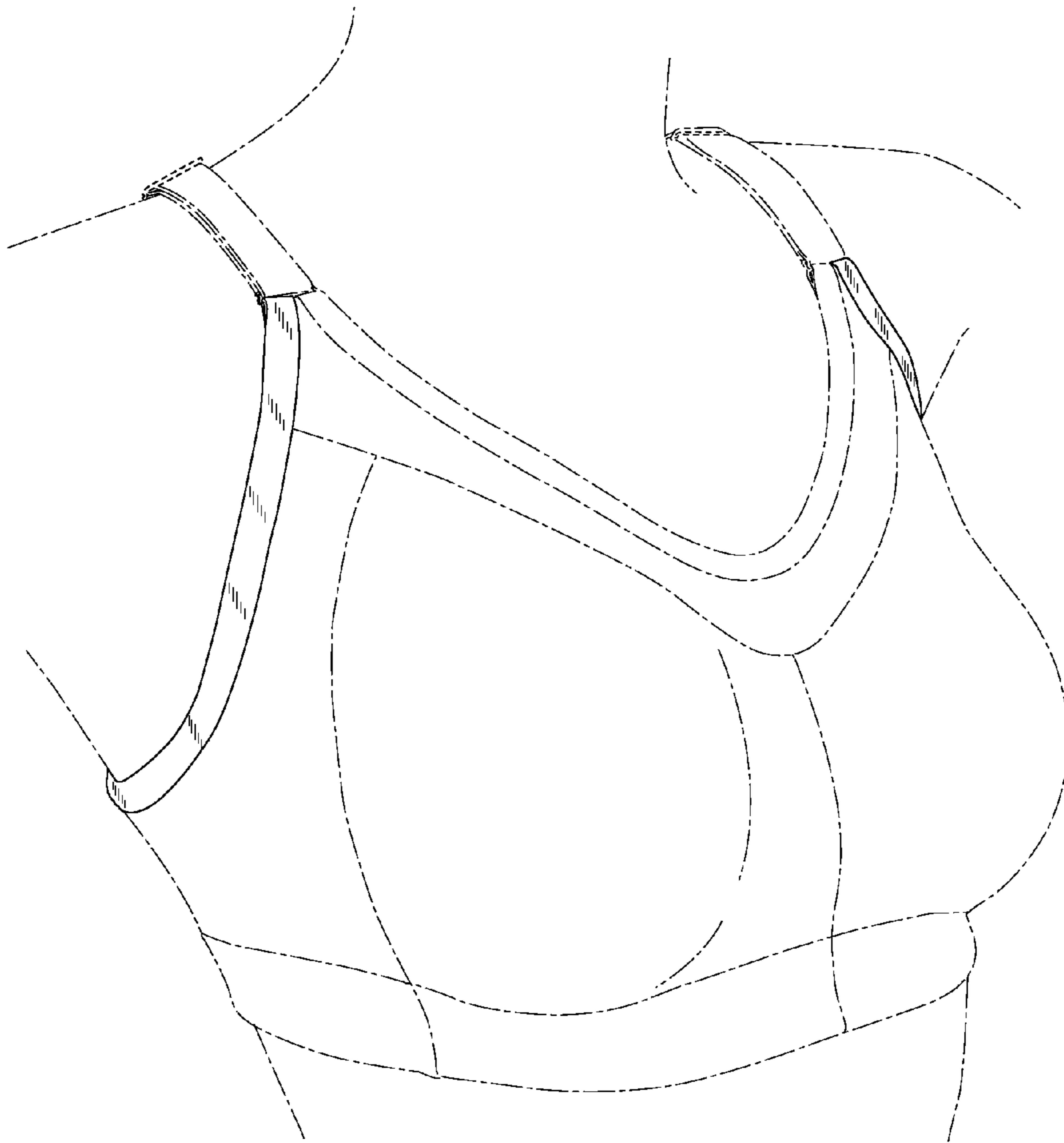


FIG. 4

