



US00D635323S

(12) **United States Design Patent**  
**School**

(10) **Patent No.:** **US D635,323 S**

(45) **Date of Patent:** **\*\* Mar. 29, 2011**

(54) **DOUBLE HEART KEEPSAKE URN**

(75) Inventor: **Terry School**, Colorado Springs, CO (US)

(73) Assignee: **The Davis Whitehall Co.**, Colorado Springs, CO (US)

(\*\*) Term: **14 Years**

(21) Appl. No.: **29/361,792**

(22) Filed: **May 14, 2010**

(51) **LOC (9) Cl.** ..... **99-00**

(52) **U.S. Cl.** ..... **D99/5**

(58) **Field of Classification Search** ..... D99/1,  
D99/3, 5, 28, 30, 37; 27/1; D1/106, 112;  
D3/270, 271.1; D6/303; D9/629; D11/56,  
D11/79, 81, 103; 52/103, 104; 229/116.2;  
40/124.5; 63/18, 39; 206/457

See application file for complete search history.

(56) **References Cited**

**U.S. PATENT DOCUMENTS**

D14,444 S *	11/1883	Lucy	.....	D28/8.2
D73,983 S *	11/1927	Peirce	.....	D9/629
D135,263 S *	3/1943	Felsenthal	.....	D11/56
D137,006 S *	1/1944	Pereira	.....	D11/56
2,377,816 A *	6/1945	Slain	.....	63/19
2,451,913 A *	10/1948	Brice	.....	428/67
3,610,510 A *	10/1971	Lowry	.....	229/116.2
D259,153 S *	5/1981	Valente	.....	D3/270

D291,425 S *	8/1987	Webb	.....	D11/83
D342,144 S *	12/1993	Yang	.....	D1/112
D346,458 S *	4/1994	Ferrante	.....	D26/47
D378,502 S *	3/1997	Szlanfucht	.....	D11/81
D392,422 S *	3/1998	Dinand	.....	D28/80
D396,560 S *	8/1998	Beatty	.....	D6/303
D468,632 S *	1/2003	Kaneko	.....	D9/629
D508,166 S *	8/2005	Liu	.....	D3/271.1
D509,637 S *	9/2005	Wozniak	.....	D99/5
D515,267 S *	2/2006	Wozniak	.....	D99/5
D541,696 S *	5/2007	Chan	.....	D11/157
D542,171 S *	5/2007	Olson	.....	D11/56
D622,024 S *	8/2010	School	.....	D99/5

\* cited by examiner

*Primary Examiner* — Paula Greene

(74) *Attorney, Agent, or Firm* — Richard W. Hanes; Hanes Hrbacek & Bartels

(57) **CLAIM**

The ornamental design for a double heart keepsake urn, as shown and described.

**DESCRIPTION**

FIG. 1 is a perspective top view of the double heart keepsake urn of the present invention.

FIG. 2 is a front view of the double heart keepsake urn.

FIG. 3 is a back view of the double heart keepsake urn.

FIG. 4 is a right side view of the double heart keepsake urn.

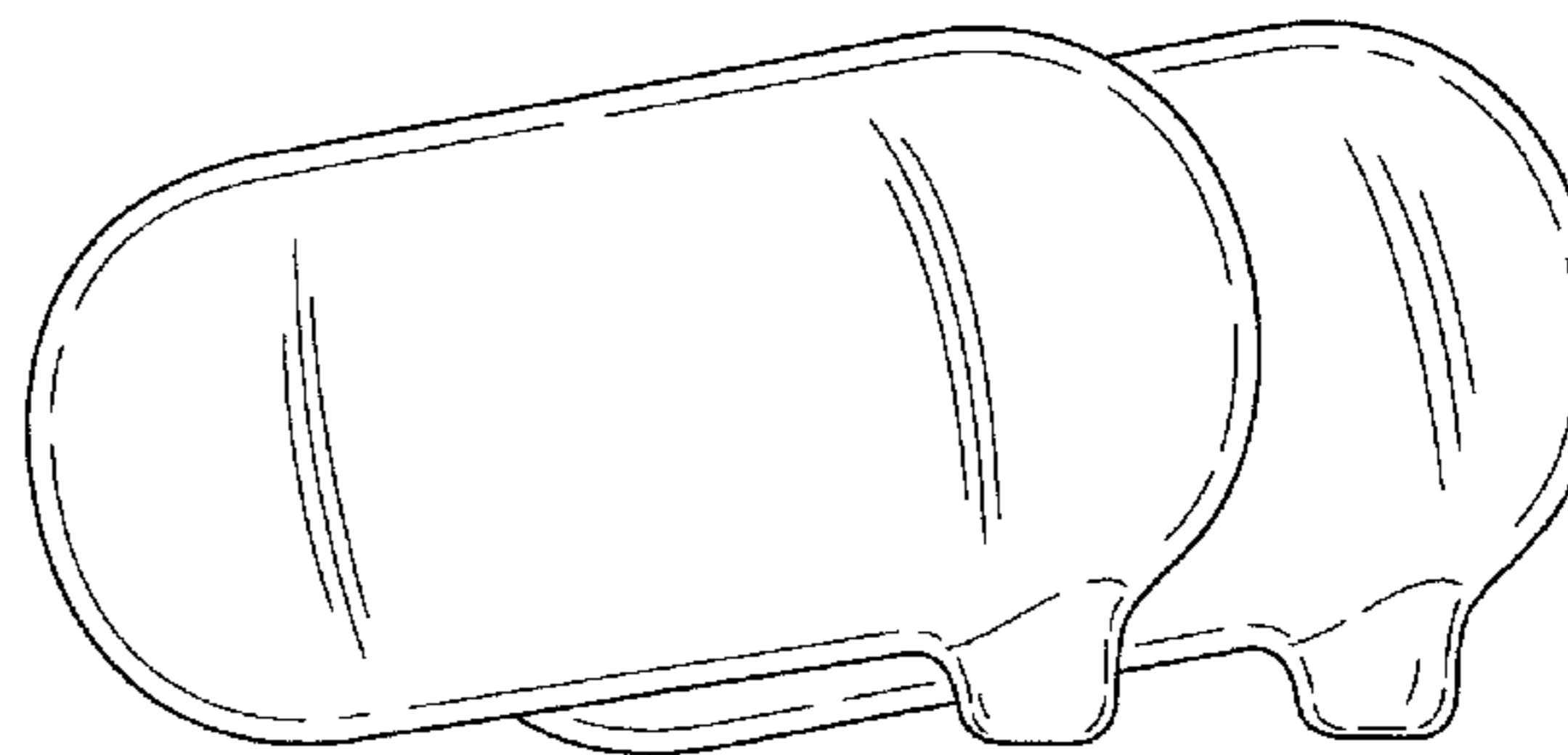
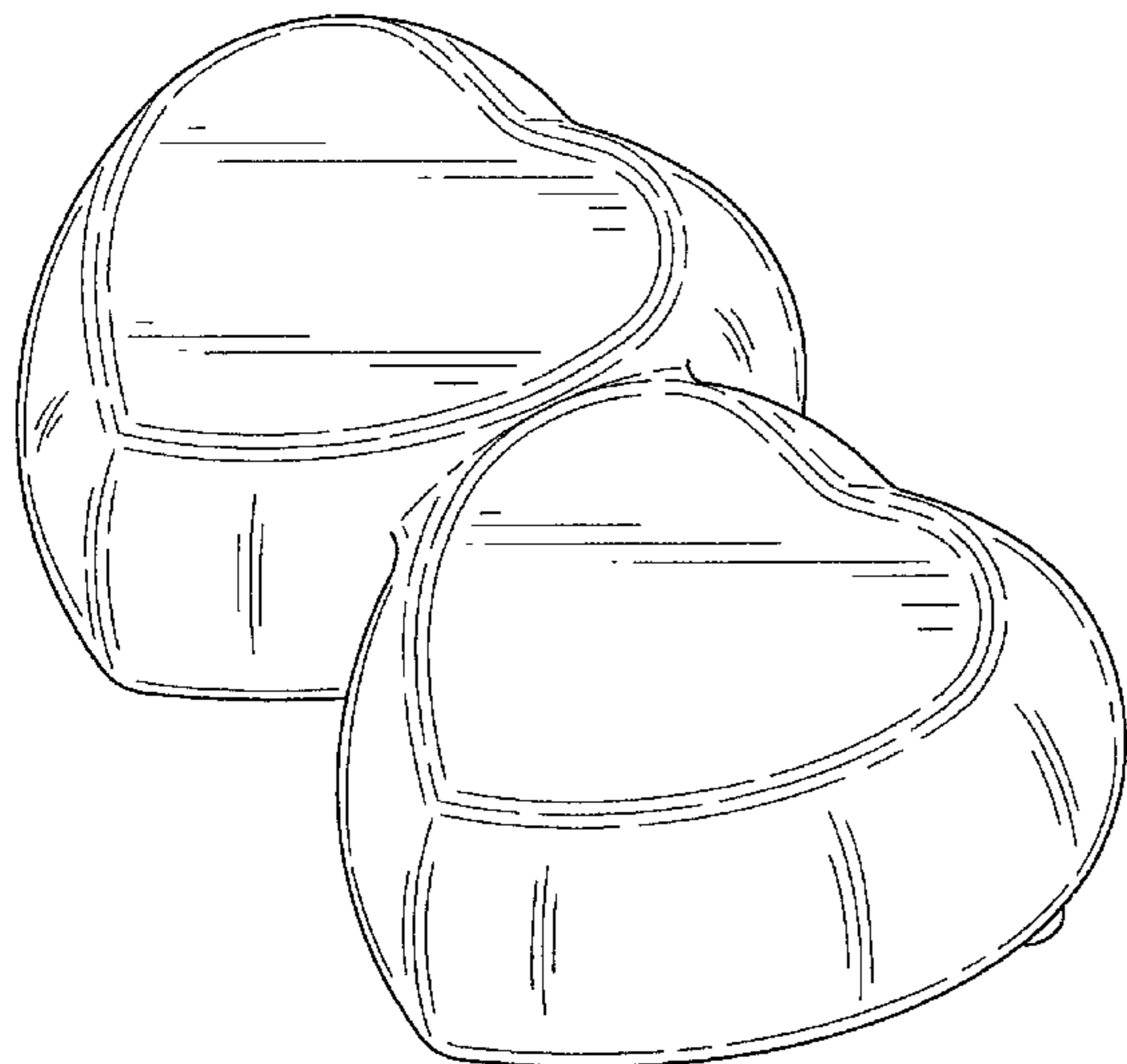
FIG. 5 is a left side view of the double heart keepsake urn.

FIG. 6 is a top view of the double heart keepsake urn; and,

FIG. 7 is a bottom view of the double heart keepsake urn.

The broken lines form no part of the claimed design.

**1 Claim, 6 Drawing Sheets**



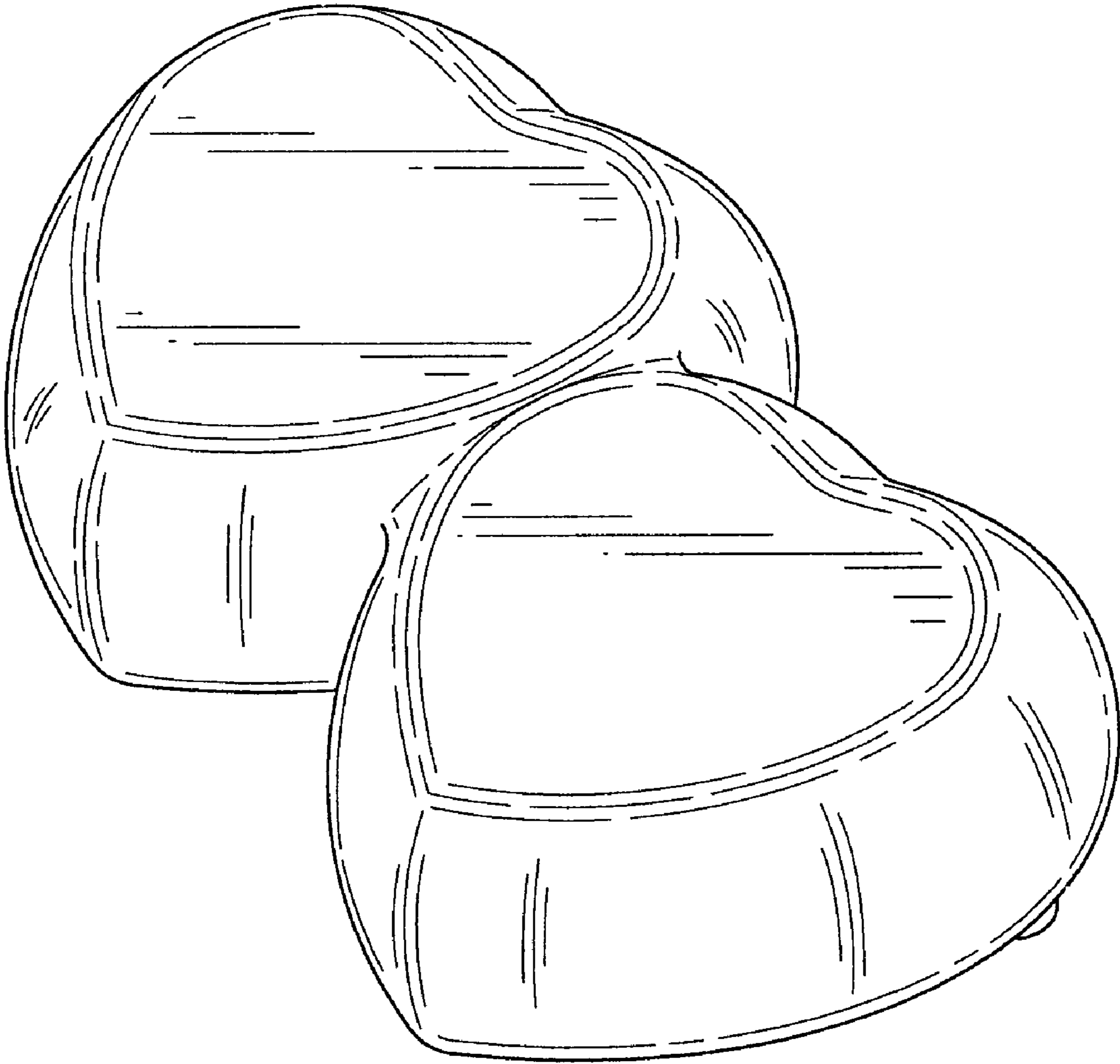


FIG.1

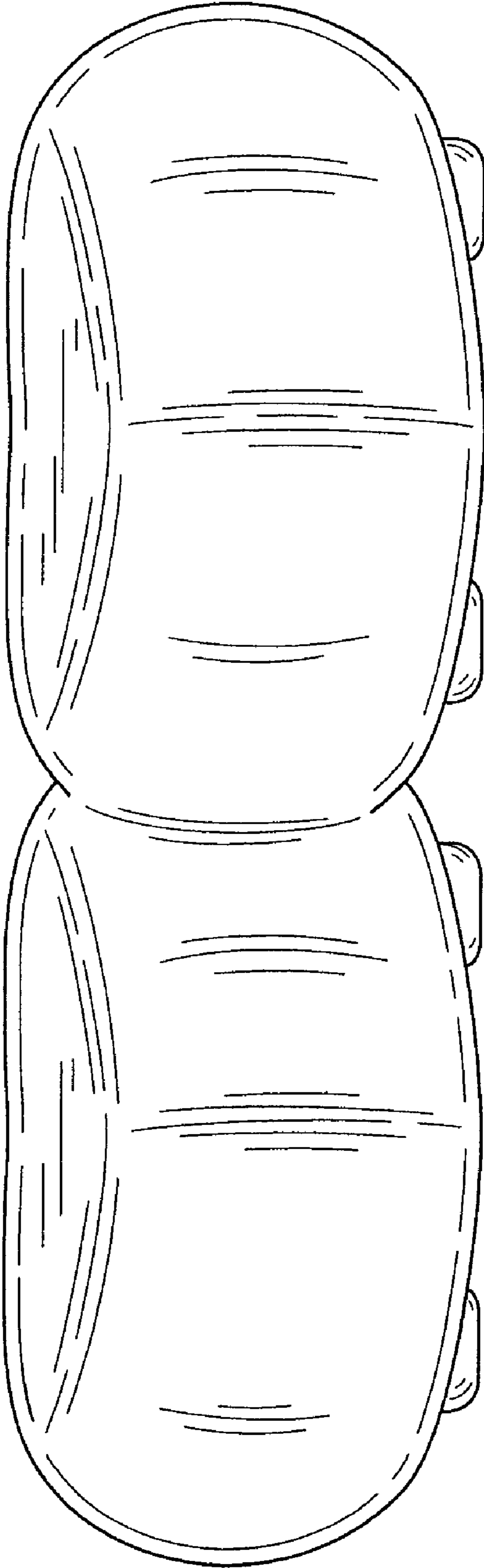


FIG.2

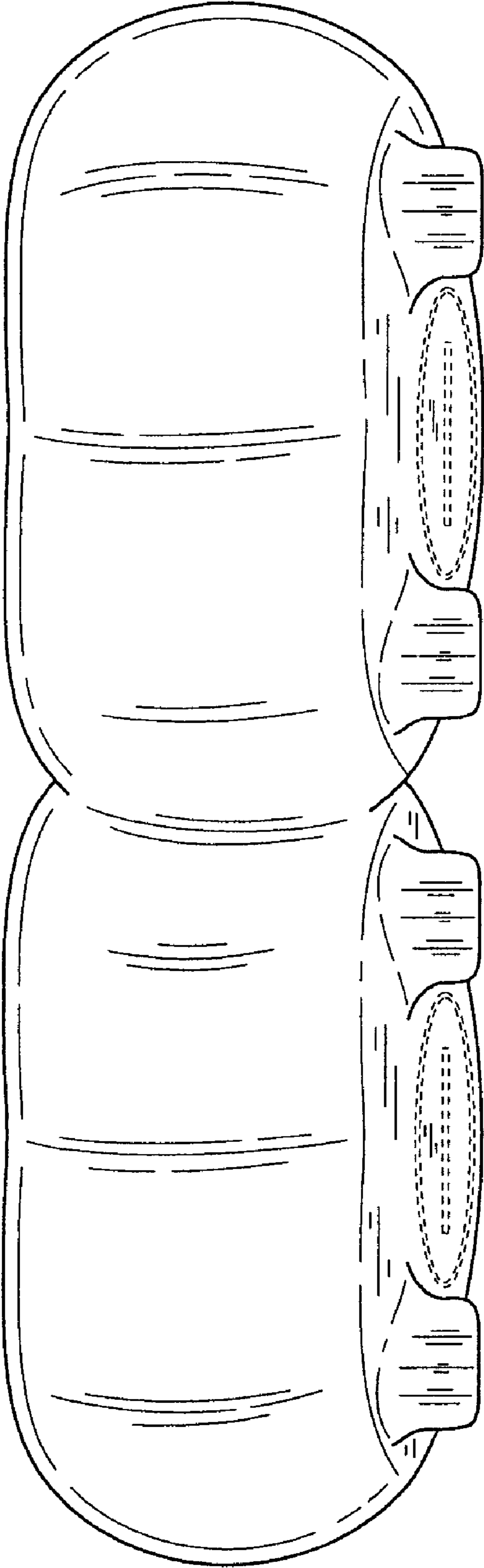


FIG.3

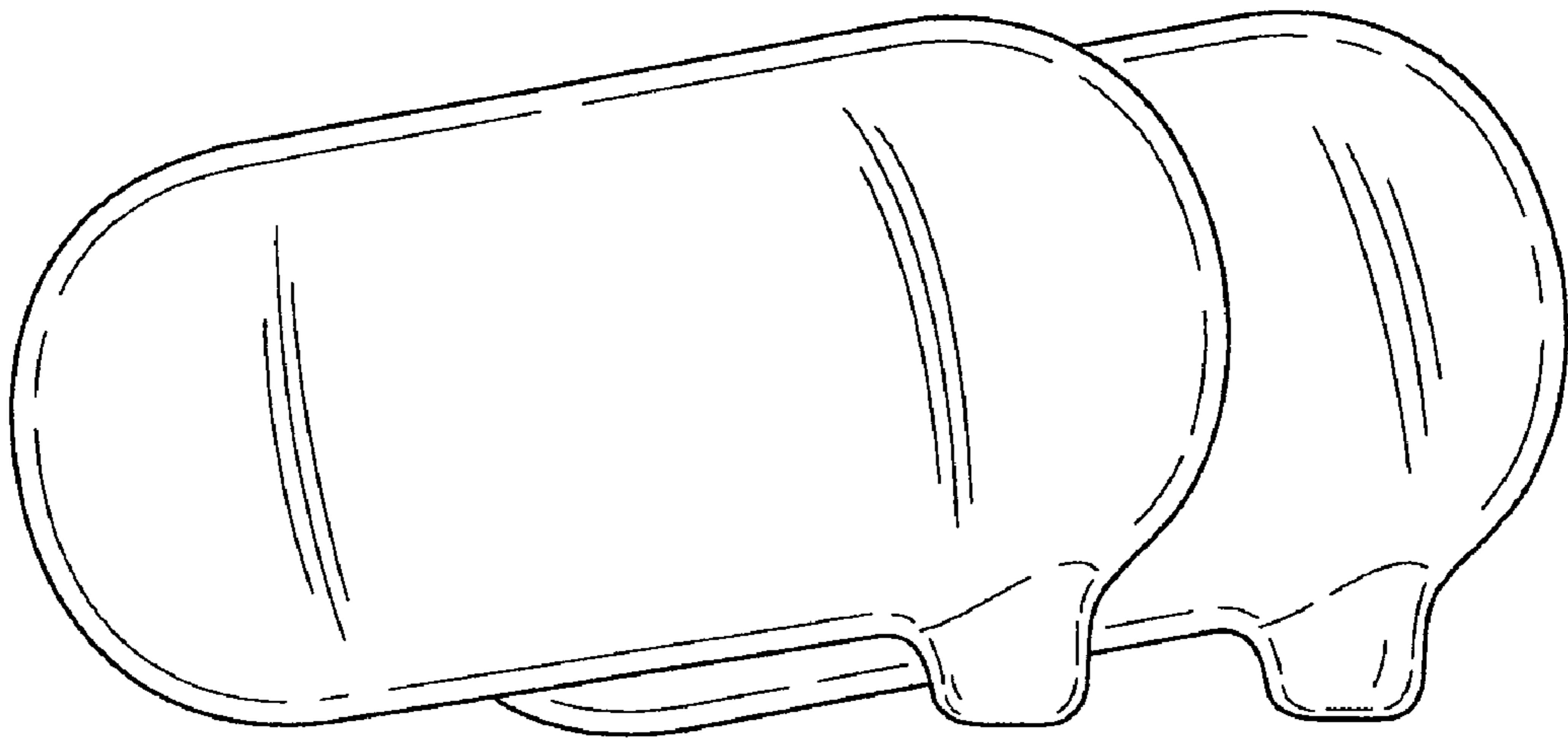


FIG. 4




FIG. 5

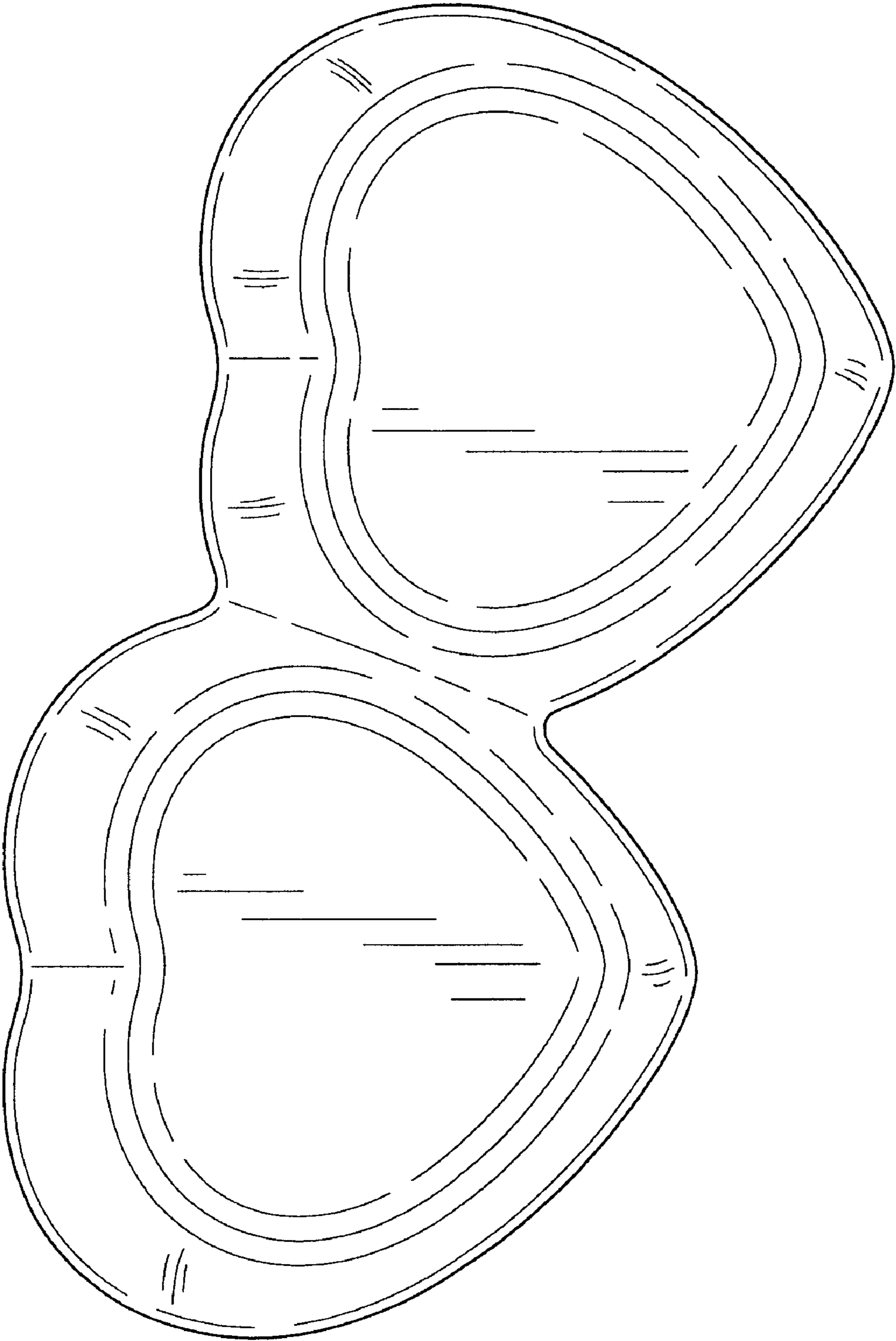


FIG.6

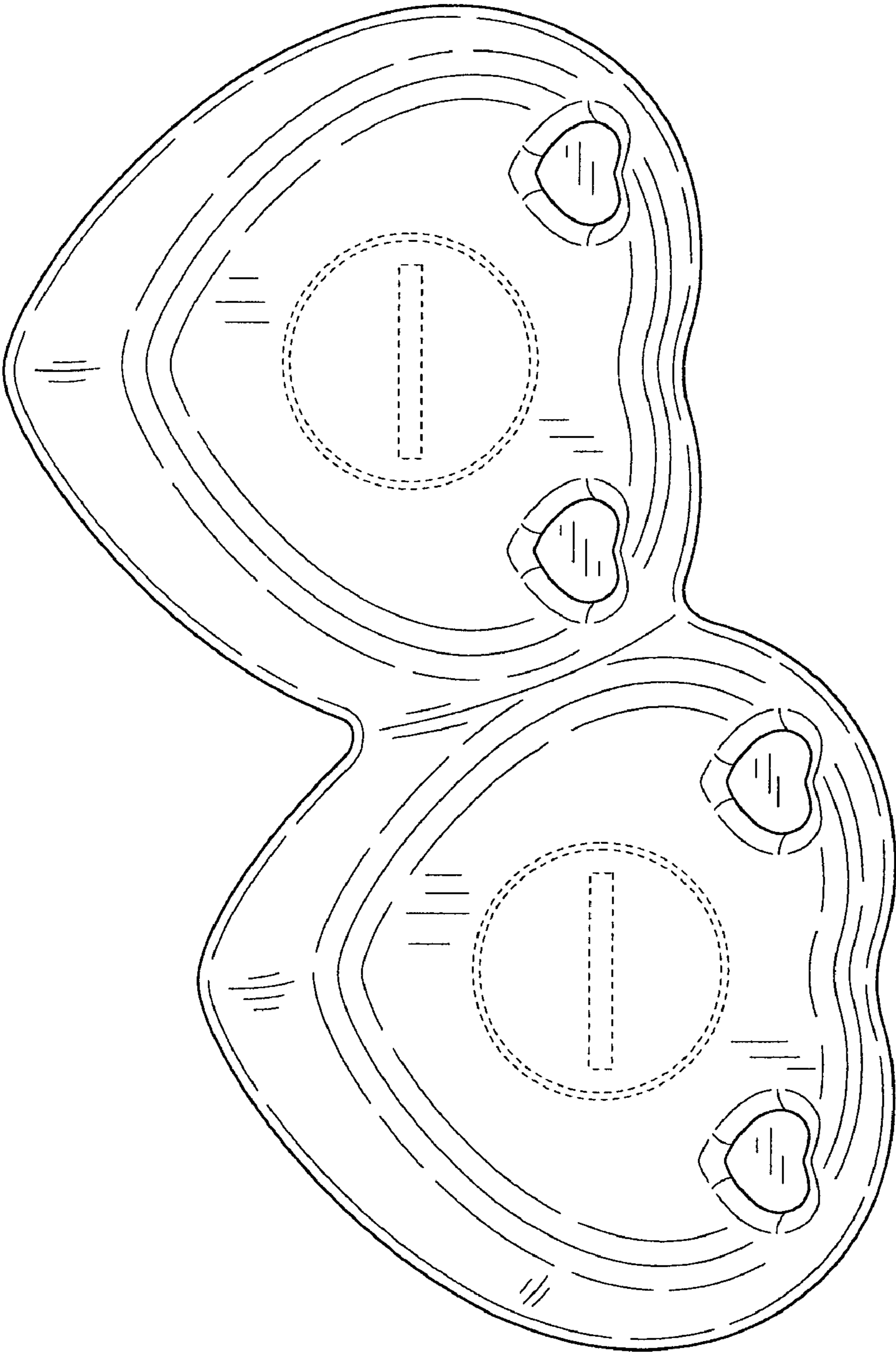


FIG.7