



US00D635317S

(12) **United States Design Patent**
Renault

(10) **Patent No.:** **US D635,317 S**
(45) **Date of Patent:** **** Mar. 29, 2011**

(54) **SOLEPLATE FOR A LAUNDRY IRON**

(75) Inventor: **Fabrice Renault**, Chassieu (FR)

(73) Assignee: **Calor**, Lyons (FR)

(**) Term: **14 Years**

(21) Appl. No.: **29/362,587**

(22) Filed: **May 27, 2010**

(30) **Foreign Application Priority Data**

Dec. 1, 2009 (EM) 001181911-0003

(51) **LOC (9) Cl.** **07-05**

(52) **U.S. Cl.** **D32/71**

(58) **Field of Classification Search** D32/70,
D32/71, 73, 72, 69, 68, 35; 392/404; 38/97,
38/96, 93, 88, 77.9, 77.83, 77.82, 77.81,
38/77.8, 77.7, 77.6, 77.5, 77.3, 77.1; 219/251,
219/245, 257

See application file for complete search history.

(56) **References Cited**

U.S. PATENT DOCUMENTS

2,846,793	A *	8/1958	Studer	38/77.9
D330,965	S *	11/1992	Paulin	D32/71
5,390,432	A *	2/1995	Boulud et al.	38/77.83
D376,455	S *	12/1996	Loomis	D32/71
5,592,763	A *	1/1997	Hahnewald et al.	38/77.9
D381,153	S *	7/1997	Loomis	D32/71
D388,575	S *	12/1997	Naft	D32/71
5,799,422	A *	9/1998	Demuth et al.	38/93
D429,048	S *	8/2000	Brady	D32/71
6,189,245	B1 *	2/2001	Louison et al.	38/93
D441,157	S *	4/2001	Powell	D32/71
D441,158	S *	4/2001	Stutzer et al.	D32/71
6,216,369	B1 *	4/2001	Wolf et al.	38/93
D441,931	S *	5/2001	Powell	D32/71
D481,186	S	10/2003	Powell		
D501,692	S	2/2005	Powell		
D516,765	S *	3/2006	Lee	D32/71

D519,699	S *	4/2006	Lee	D32/71
D541,502	S	4/2007	Powell		
D560,322	S *	1/2008	Massip et al.	D32/71
D560,323	S *	1/2008	Massip et al.	D32/71
D565,822	S	4/2008	Renault		
7,490,423	B2 *	2/2009	Zhang et al.	38/93
D587,872	S *	3/2009	Renault	D32/71
D588,771	S	3/2009	Powell		
D589,223	S *	3/2009	Valcke et al.	D32/71
D591,469	S *	4/2009	Powell	D32/71
D599,071	S *	8/2009	Massip et al.	D32/71
7,603,800	B2 *	10/2009	Kubert et al.	38/77.83
2008/0313936	A1 *	12/2008	Ho et al.	38/81
2009/0019737	A1 *	1/2009	Moreno Jordana	38/93

FOREIGN PATENT DOCUMENTS

EP 2095160 9/2000

* cited by examiner

Primary Examiner — Austin Murphy

(74) *Attorney, Agent, or Firm* — Browdy and Neimark, PLLC

(57) **CLAIM**

The ornamental design for a soleplate for a laundry iron, as shown and described.

DESCRIPTION

The file of this patent contains at least one drawing executed in color. Copies of this patent with color drawing(s) will be provided by the Office upon request and payment of the necessary fee.

FIG. 1 is a bottom perspective view of a soleplate for a laundry iron in accordance with the present design;

FIG. 2 is a left side view thereof;

FIG. 3 is a right side view thereof;


FIG. 4 is a rear view thereof;

FIG. 5 is a front view thereof;

FIG. 6 is a bottom plan view thereof; and,

FIG. 7 is a top plan view thereof.

1 Claim, 7 Drawing Sheets
(7 of 7 Drawing Sheet(s) Filed in Color)






Fig. 1




Fig. 2




Fig. 3




Fig. 4




Fig. 5

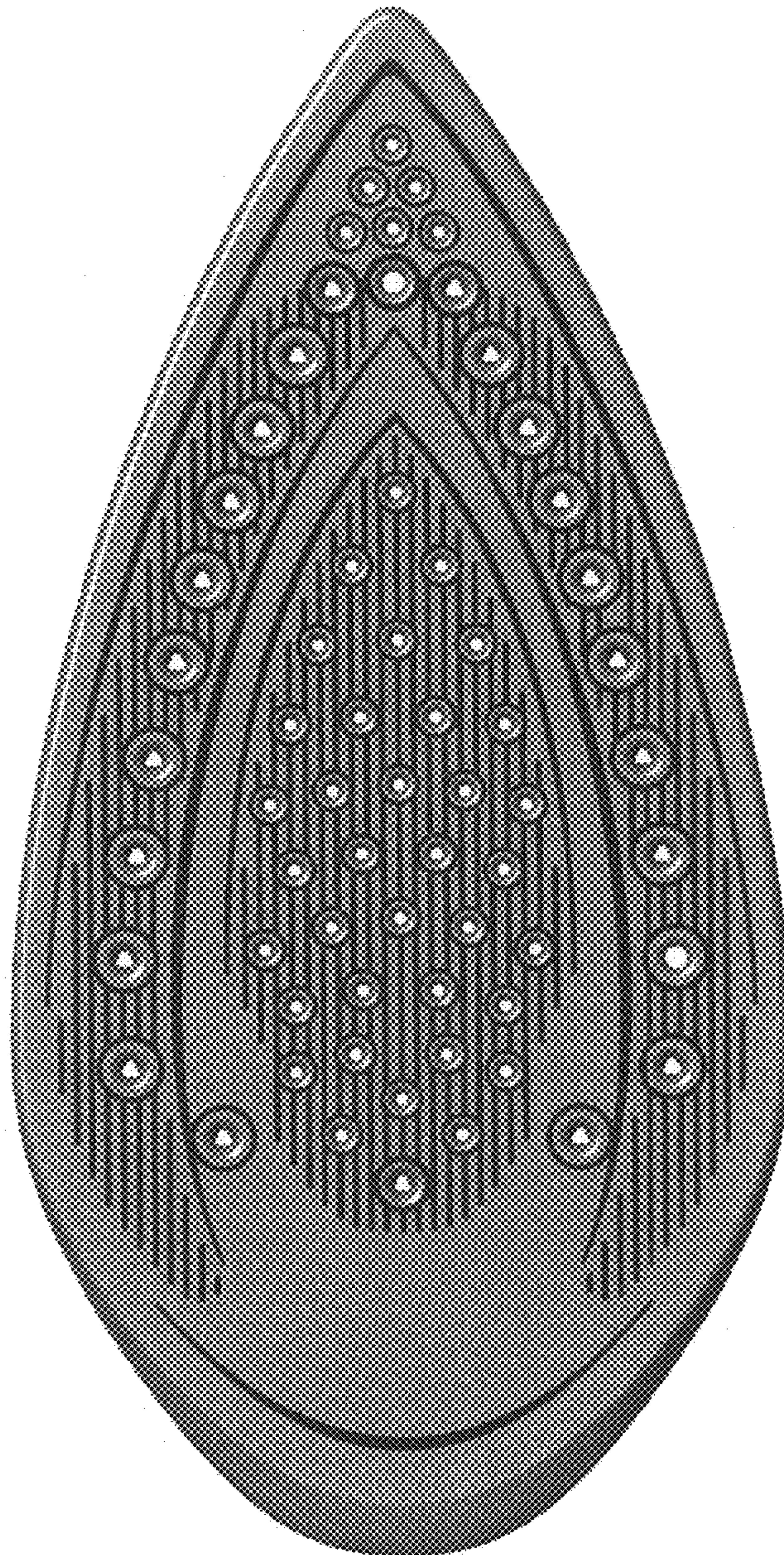


Fig. 6




Fig. 7