



US00D635296S

(12) **United States Design Patent**
Hsu

(10) **Patent No.:** **US D635,296 S**
(45) **Date of Patent:** **** Mar. 29, 2011**

(54) **HAIR RETAINER**

(76) Inventor: **Shih-Ling Hsu**, Tainan (TW)

(**) Term: **14 Years**

(21) Appl. No.: **29/369,381**

(22) Filed: **Sep. 8, 2010**

(51) **LOC (9) Cl.** **28-03**

(52) **U.S. Cl.** **D28/39**

(58) **Field of Classification Search** D28/31-34,
D28/39-43; 132/273-284

See application file for complete search history.

(56) **References Cited**

U.S. PATENT DOCUMENTS

D119,846	S	*	4/1940	Kayn	D28/42
3,076,465	A	*	2/1963	Solomon	132/283
3,535,746	A	*	10/1970	Thomas, Jr.	24/30.5 P
D280,447	S	*	9/1985	Verducci	D28/42
D280,942	S	*	10/1985	Topalian	D28/42
6,609,525	B2	*	8/2003	Potter et al.	132/280
D582,095	S	*	12/2008	Minnelli	D28/42

D592,803	S	*	5/2009	Tsai	D28/39
D626,690	S	*	11/2010	Hsu	D28/42
D626,691	S	*	11/2010	Hsu	D28/42

* cited by examiner

Primary Examiner — Janice E Seeger

Assistant Examiner — Zenia I Bennett

(74) *Attorney, Agent, or Firm* — Alan Kamrath; Kamrath & Associates PA

(57) **CLAIM**

The ornamental design for a hair retainer, as shown and described.

DESCRIPTION

FIG. 1 is a perspective view of a hair retainer showing my design;

FIG. 2 is a front elevational view thereof;

FIG. 3 is a rear elevational view thereof;


FIG. 4 is a left elevational view thereof;

FIG. 5 is a right elevational view thereof;

FIG. 6 is a top plan view thereof; and,

FIG. 7 is a bottom plan view thereof.

1 Claim, 7 Drawing Sheets






FIG. 1

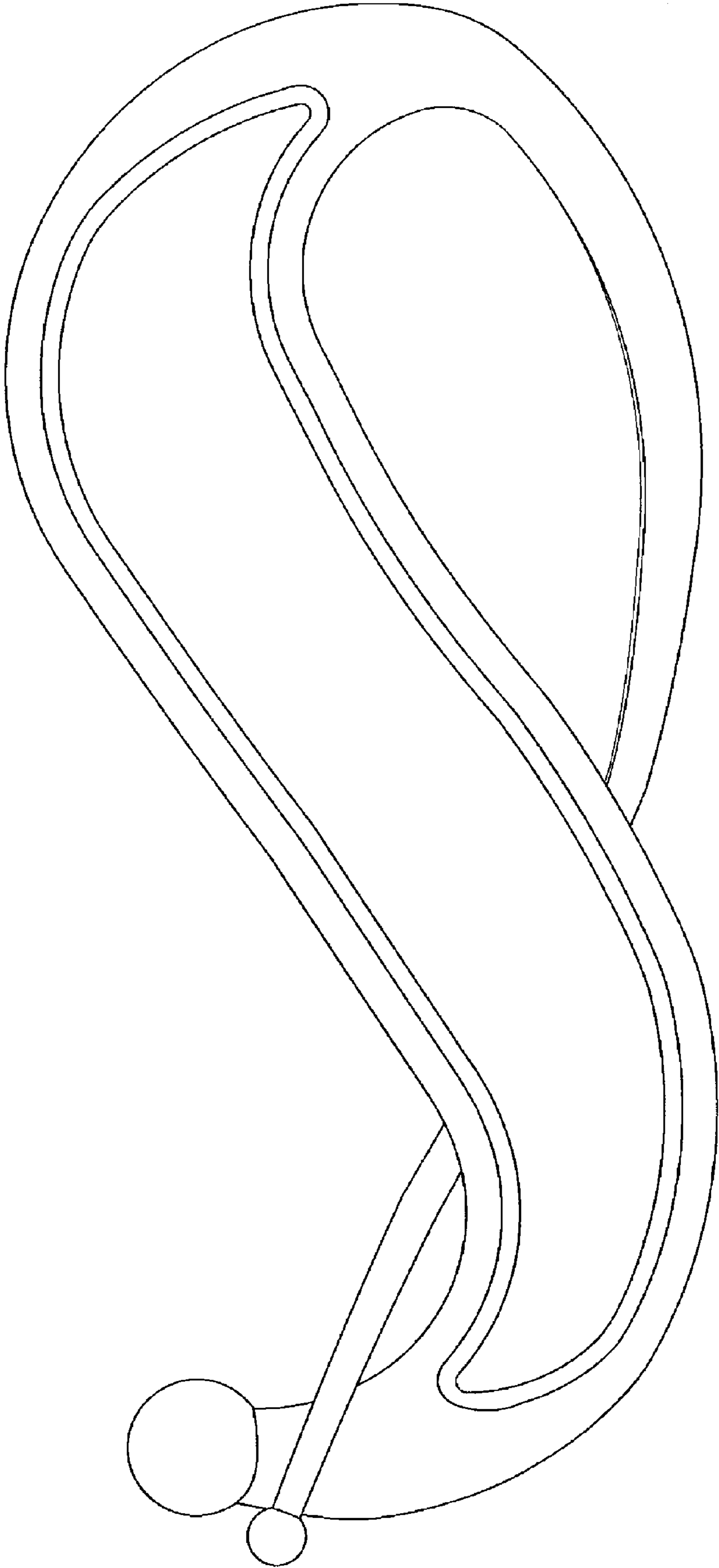


FIG. 2

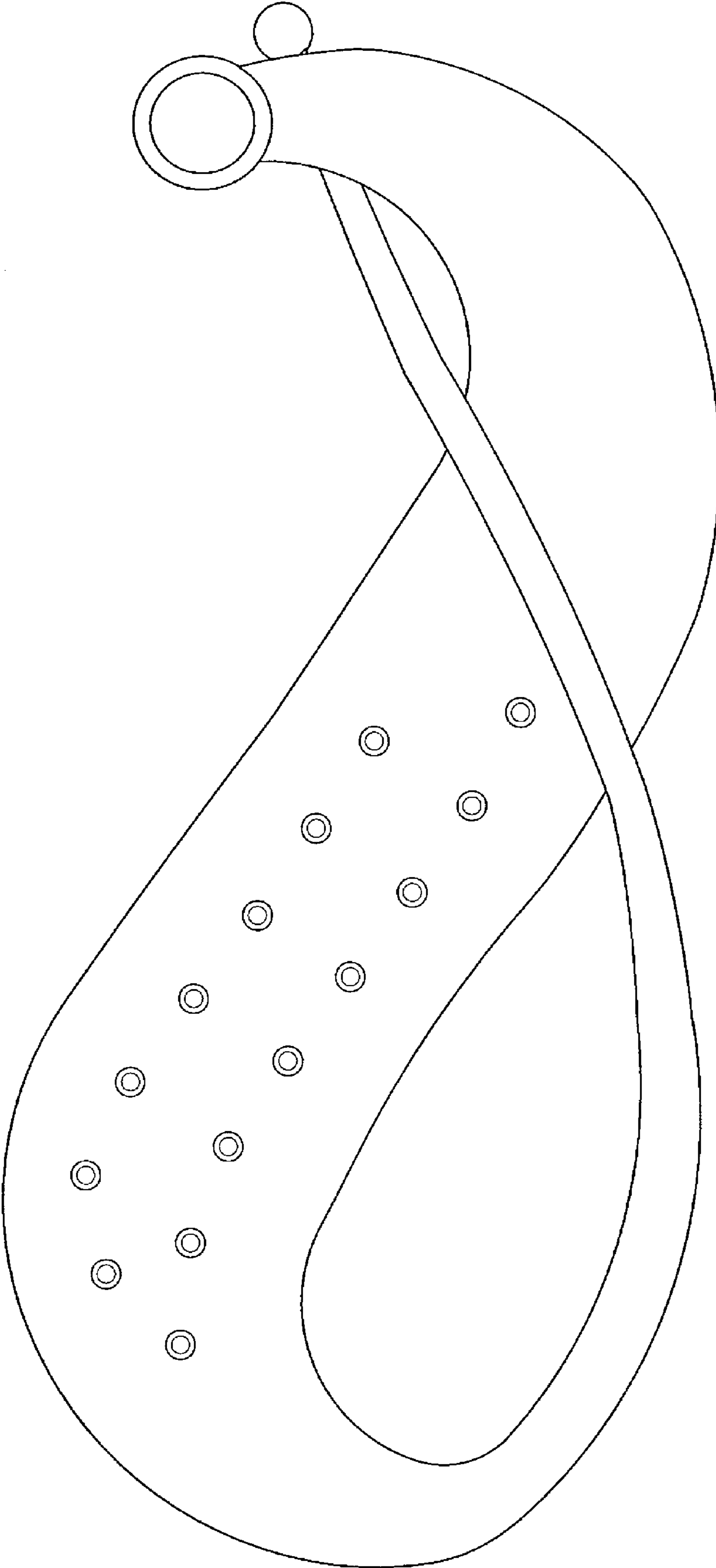


FIG. 3

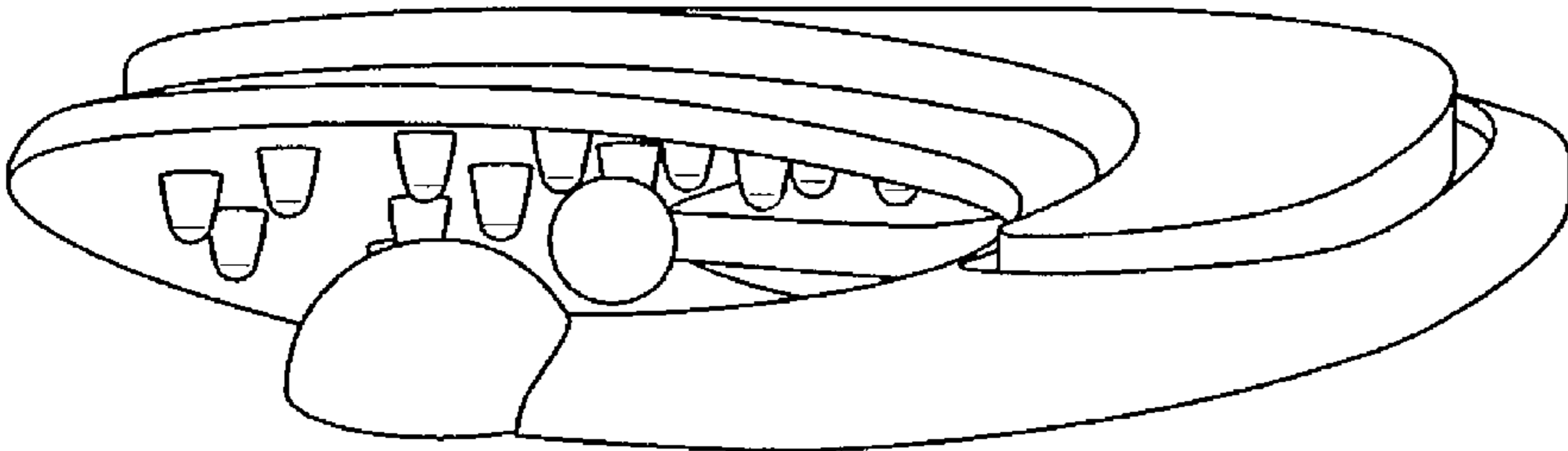


FIG. 4

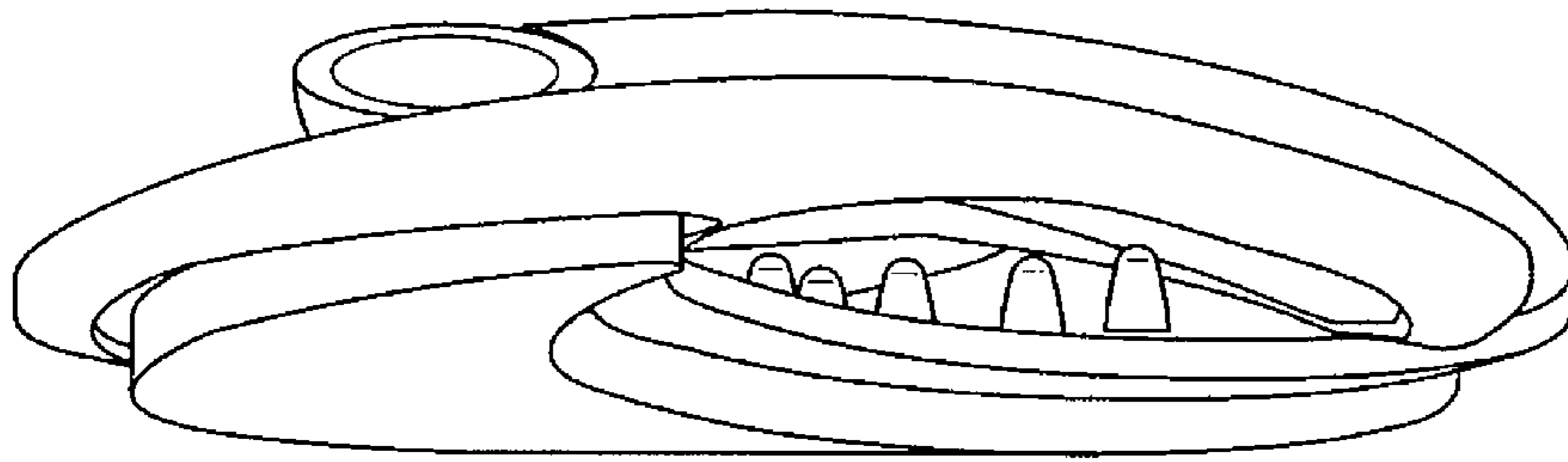


FIG. 5

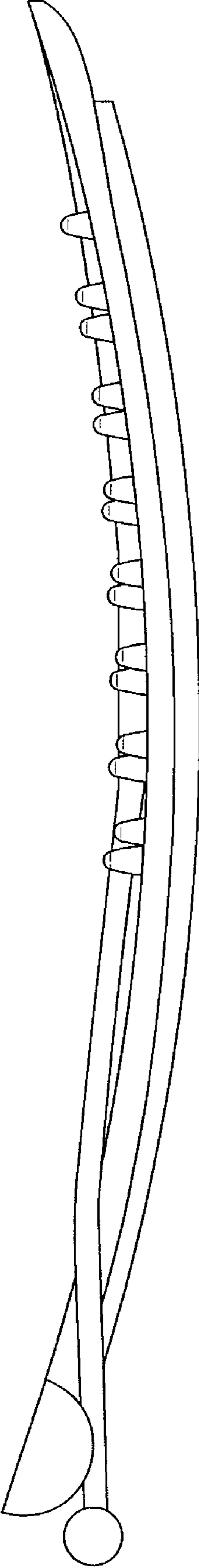


FIG. 6

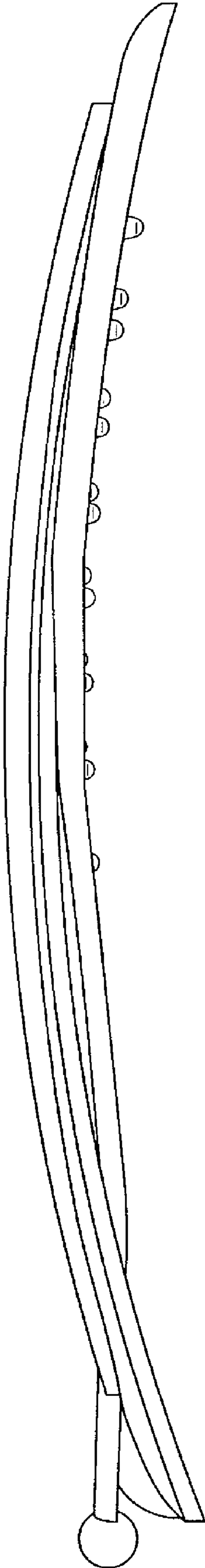


FIG. 7