



US00D635295S

(12) **United States Design Patent**  
**Oswalt et al.**

(10) **Patent No.:** **US D635,295 S**  
(45) **Date of Patent:** **\*\* Mar. 29, 2011**

(54) **MAKEUP PROTECTOR MASK**  
(76) Inventors: **Jan S. Oswalt**, Ocean Springs, MS (US);  
**LaDarius Armstrong**, Ocean Springs,  
MS (US); **Kelly Tassin**, Ocean Springs,  
MS (US)

4,722,100 A \* 2/1988 Greer ..... 2/174  
4,887,316 A \* 12/1989 Morandini ..... 2/174  
5,642,528 A \* 7/1997 Dering ..... 2/174  
5,978,967 A \* 11/1999 Williams ..... 2/174  
D448,917 S \* 10/2001 Grant ..... D2/867  
D546,500 S \* 7/2007 Flannery ..... D28/9  
2010/0192282 A1 \* 8/2010 Matthews ..... 2/174

(\*\*) Term: **14 Years**

\* cited by examiner

(21) Appl. No.: **29/366,574**

*Primary Examiner* — Jennifer Rivard

(22) Filed: **Jul. 27, 2010**

(74) *Attorney, Agent, or Firm* — Garvey, Smith, Nehrbass &  
North, L.L.C.; Gregory C. Smith

(51) **LOC (9) Cl.** ..... **28-03**

(52) **U.S. Cl.** ..... **D28/9; D2/867**

(58) **Field of Classification Search** ..... D2/867;  
D28/7, 9, 10; 2/174, 4, 9, 202; 132/212,  
132/319; 128/857

(57) **CLAIM**

The ornamental design for a makeup protector mask, as  
shown and described.

See application file for complete search history.

**DESCRIPTION**

(56) **References Cited**

FIG. 1 is an overall view of the makeup protector mask of the  
present invention;

FIG. 2 is a rear view thereof;

FIG. 3 is a top view thereof; and,

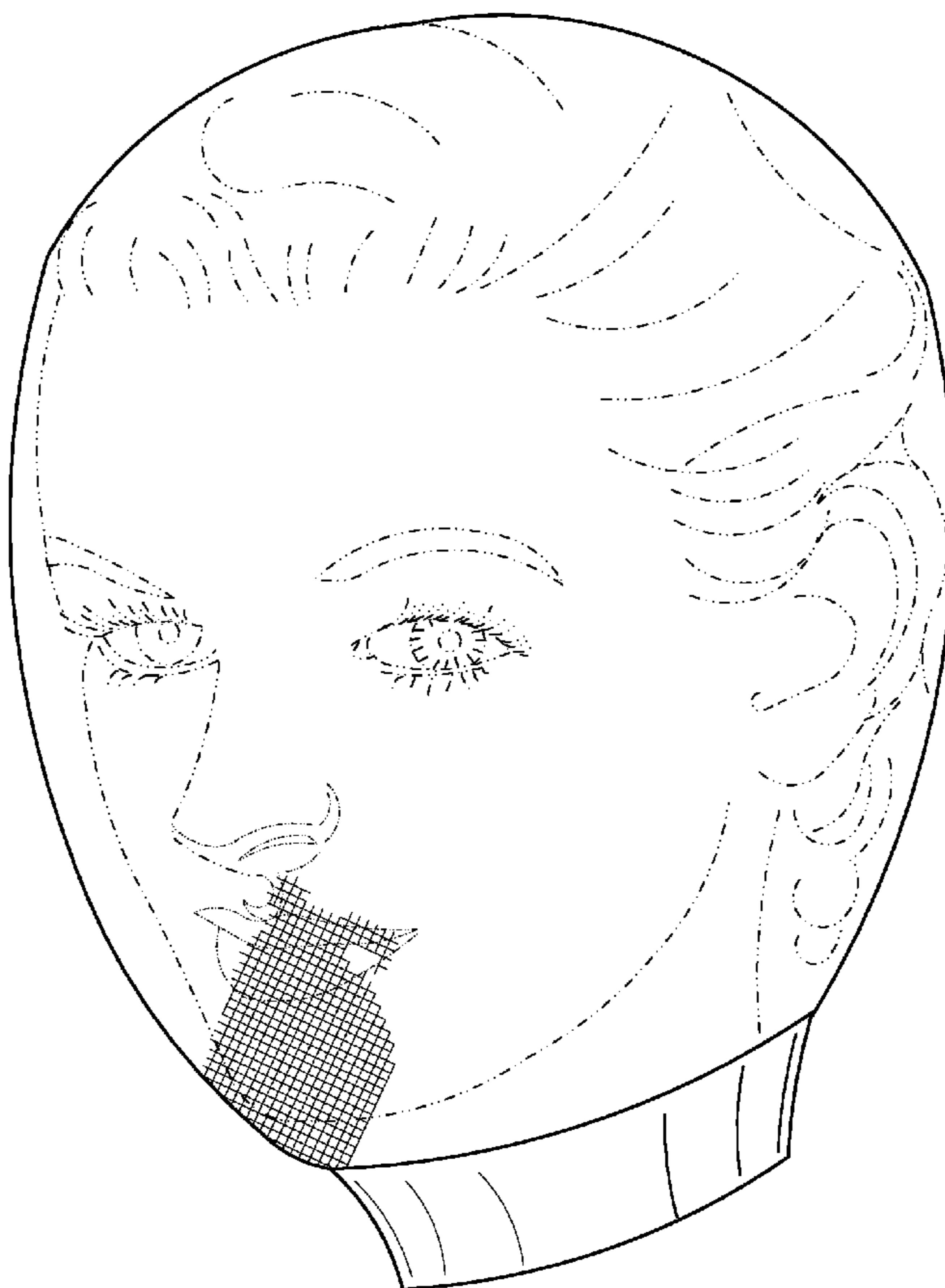
FIG. 4 is an underside view thereof.

The broken lines shown in the drawings illustrate the envi-  
ronment of the article and form no part of the claimed design.

**U.S. PATENT DOCUMENTS**

1,996,367 A \* 4/1935 Davis ..... 2/174  
2,445,487 A \* 7/1948 Lester et al. .... 2/174  
2,447,561 A \* 8/1948 Brenner ..... 2/174  
D205,829 S \* 9/1966 Gettinger ..... D28/10  
3,505,678 A \* 4/1970 Key ..... 2/4  
4,698,853 A \* 10/1987 Walton ..... 2/174

**1 Claim, 3 Drawing Sheets**



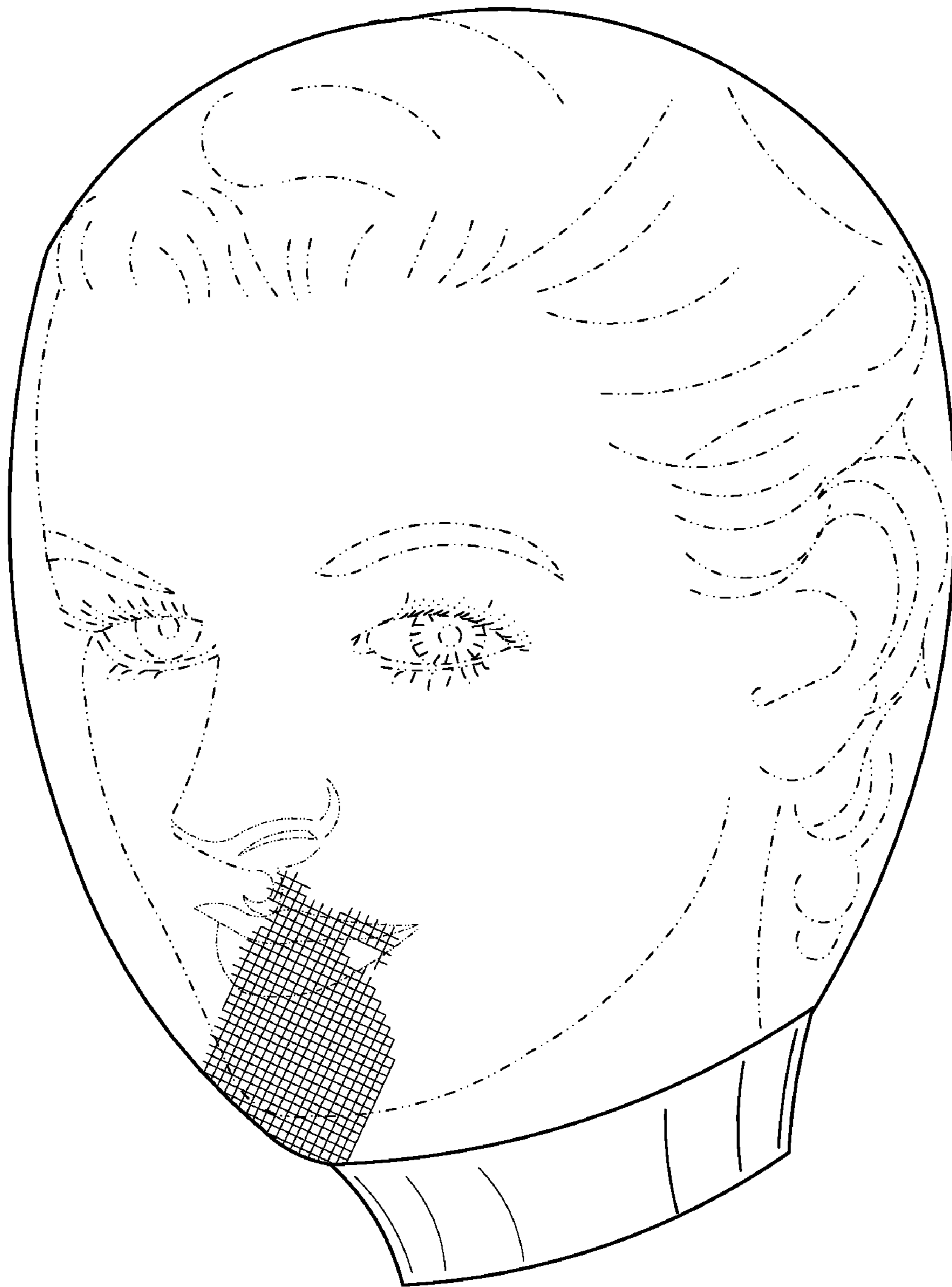


FIG. 1

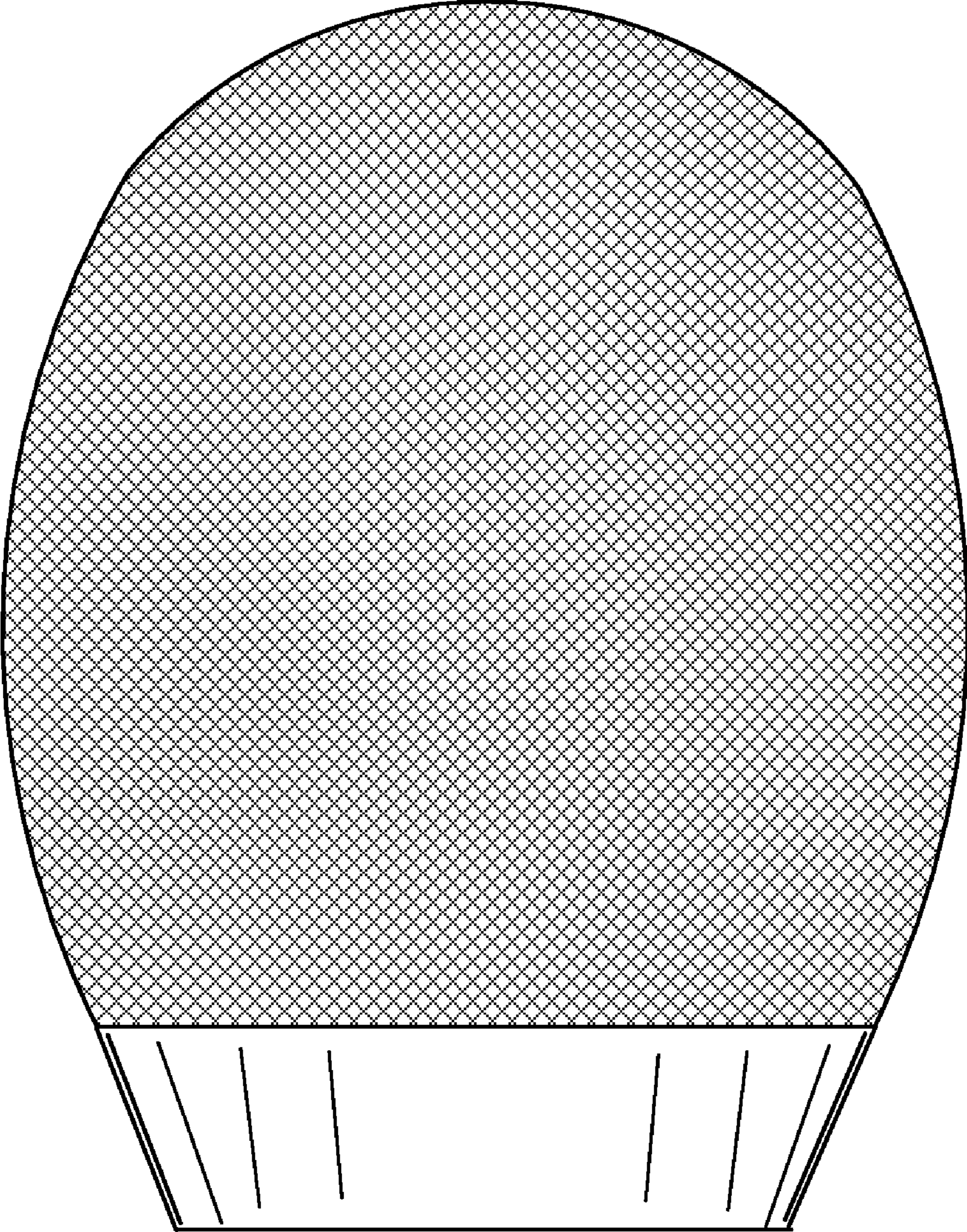


FIG. 2

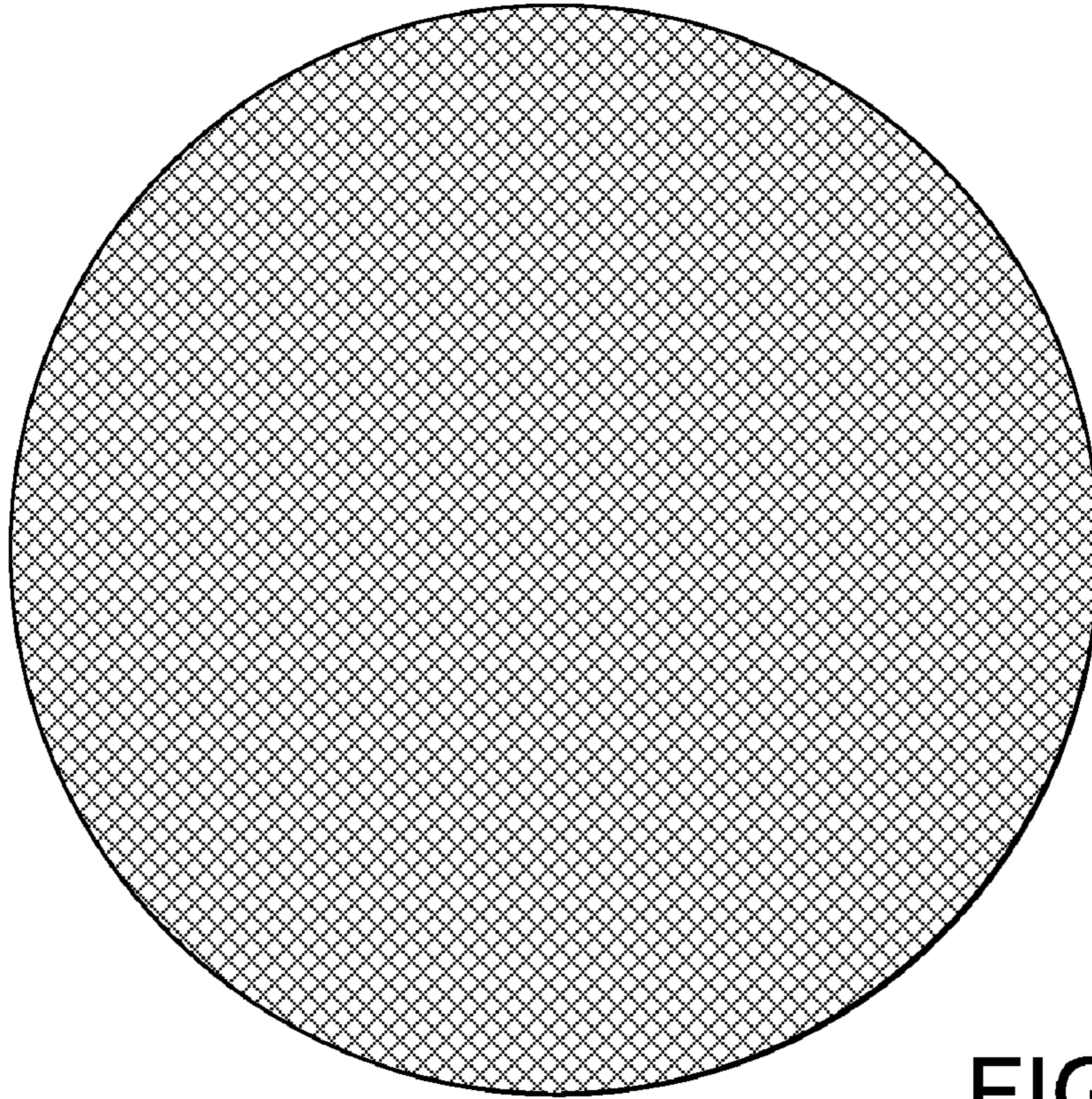


FIG. 3

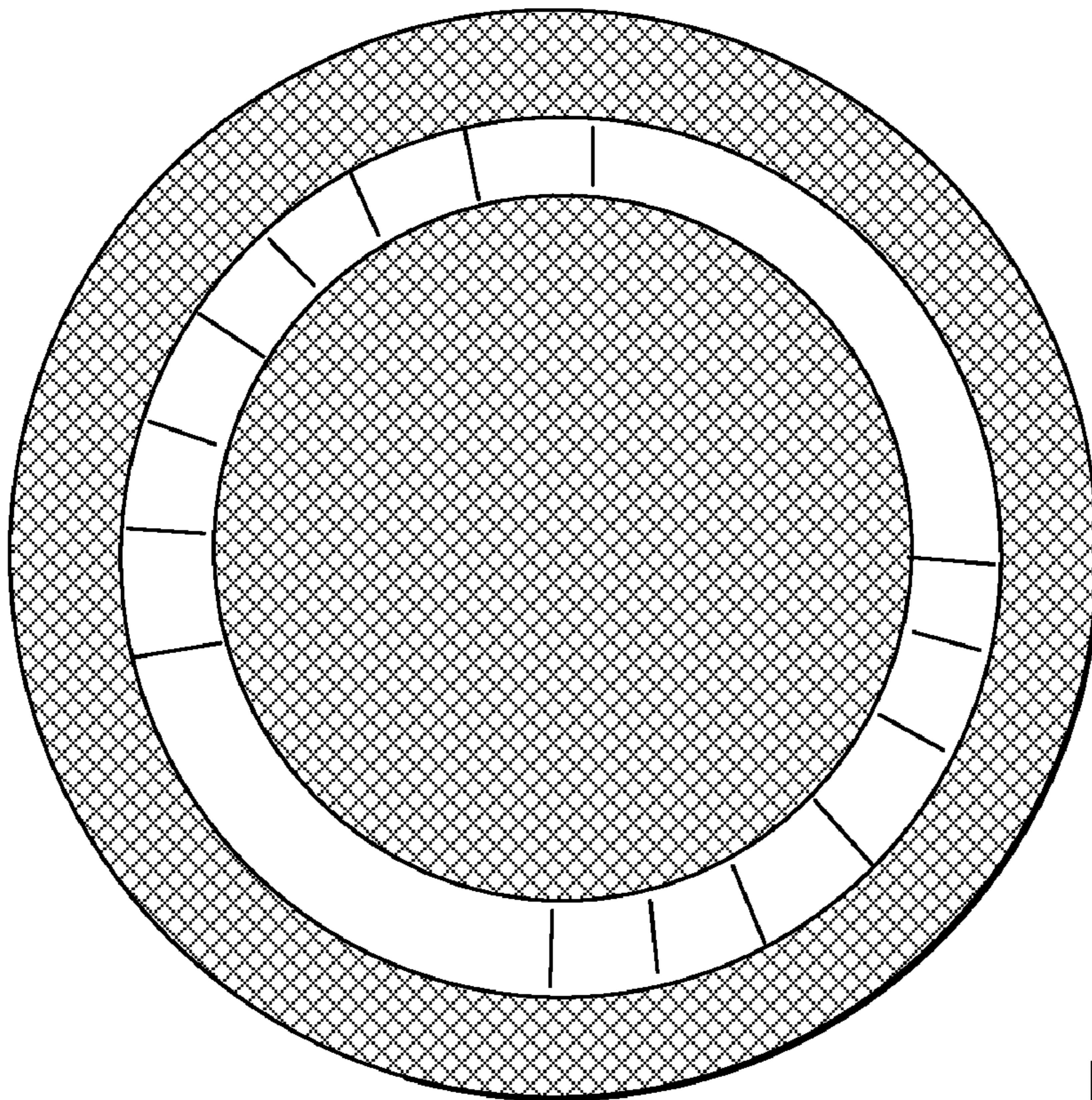


FIG. 4