



US00D635273S

(12) **United States Design Patent**  
**Malvoisin**

(10) **Patent No.:** **US D635,273 S**  
(45) **Date of Patent:** **\*\* Mar. 29, 2011**

(54) **PIPETTE HAND PORTION**

(75) Inventor: **Hervé Malvoisin**, Paris (FR)

(73) Assignee: **Gilson SAS**, Villiers le Bel (FR)

(\*\*) Term: **14 Years**

(21) Appl. No.: **29/355,335**

(22) Filed: **Feb. 5, 2010**

(51) **LOC (9) Cl.** ..... **24-02**

(52) **U.S. Cl.** ..... **D24/222**

(58) **Field of Classification Search** ..... D24/216,  
D24/222-226, 231, 232, 169; D10/81; 422/100;  
73/864.01, 864.11, 864.13, 864.14, 864.16

See application file for complete search history.

(56) **References Cited**

**U.S. PATENT DOCUMENTS**

D252,823	S	*	9/1979	Withers et al.	.....	D24/222
4,444,062	A		4/1984	Bennett et al.		
D279,710	S		7/1985	Yonkers et al.		
4,779,467	A		10/1988	Rainin et al.		
D325,974	S		5/1992	Kalmakis et al.		
D373,828	S		9/1996	Malinoff et al.		
D375,798	S	*	11/1996	Boothby	.....	D24/222
5,983,733	A		11/1999	Strandberg et al.		
D419,685	S	*	1/2000	Jacquet et al.	.....	D24/222
6,019,004	A		2/2000	Conley et al.		
D426,643	S	*	6/2000	Rainin et al.	.....	D24/222
6,199,435	B1	*	3/2001	Wilmer et al.	.....	73/864.14
6,660,519	B2		12/2003	Hamilton		
6,968,749	B2		11/2005	Chen et al.		
D584,828	S	*	1/2009	Rylski	.....	D24/222
D591,865	S	*	5/2009	Hintikka	.....	D24/222
D592,314	S	*	5/2009	Guo	.....	D24/222
2009/0117009	A1		5/2009	Cote		

**OTHER PUBLICATIONS**

Non-Final Office Action for U.S. Appl. No. 29/339,713 mailed Jan. 15, 2010.

Non-Final Office Action for U.S. Appl. No. 29,339,714 mailed Jan. 15, 2010.

Final Office Action issued in U.S. Appl. No. 29/339,713 and mailed on May 12, 2010.

Final Office Action issued in U.S. Appl. No. 29/339,714 and mailed on May 12, 2010.

Examiner's Report issued in Canadian Design Patent Application No. 136469 and dated Aug. 25, 2010.

Examiner's Report issued in Canadian Design Patent Application No. 136480 and dated Aug. 23, 2010.

Non-Final Office Action issued in U.S. Appl. No. 29/355,344 and mailed Aug. 17, 2010.

Notice of Allowance issued in U.S. Design Appl. No. 29/355,340 and mailed Nov. 12, 2010.

Notice of Allowance issued in U.S. Design Appl. No. 29/355,344 and mailed Dec. 1, 2010.

\* cited by examiner

*Primary Examiner* — T. Chase Nelson

*Assistant Examiner* — Anhdao Doan

(74) *Attorney, Agent, or Firm* — Foley & Lardner LLP

(57) **CLAIM**

I claim the ornamental design for a pipette hand portion, as shown and described.

**DESCRIPTION**

FIG. 1 is a top perspective view of a pipette hand portion showing my new design;

FIG. 2 is a top view of the pipette hand portion shown in FIG. 1;

FIG. 3 is a bottom view of the pipette hand portion shown in FIG. 1;

FIG. 4 is a front view of the pipette hand portion shown in FIG. 1;

FIG. 5 is a back view of the pipette hand portion shown in FIG. 1;

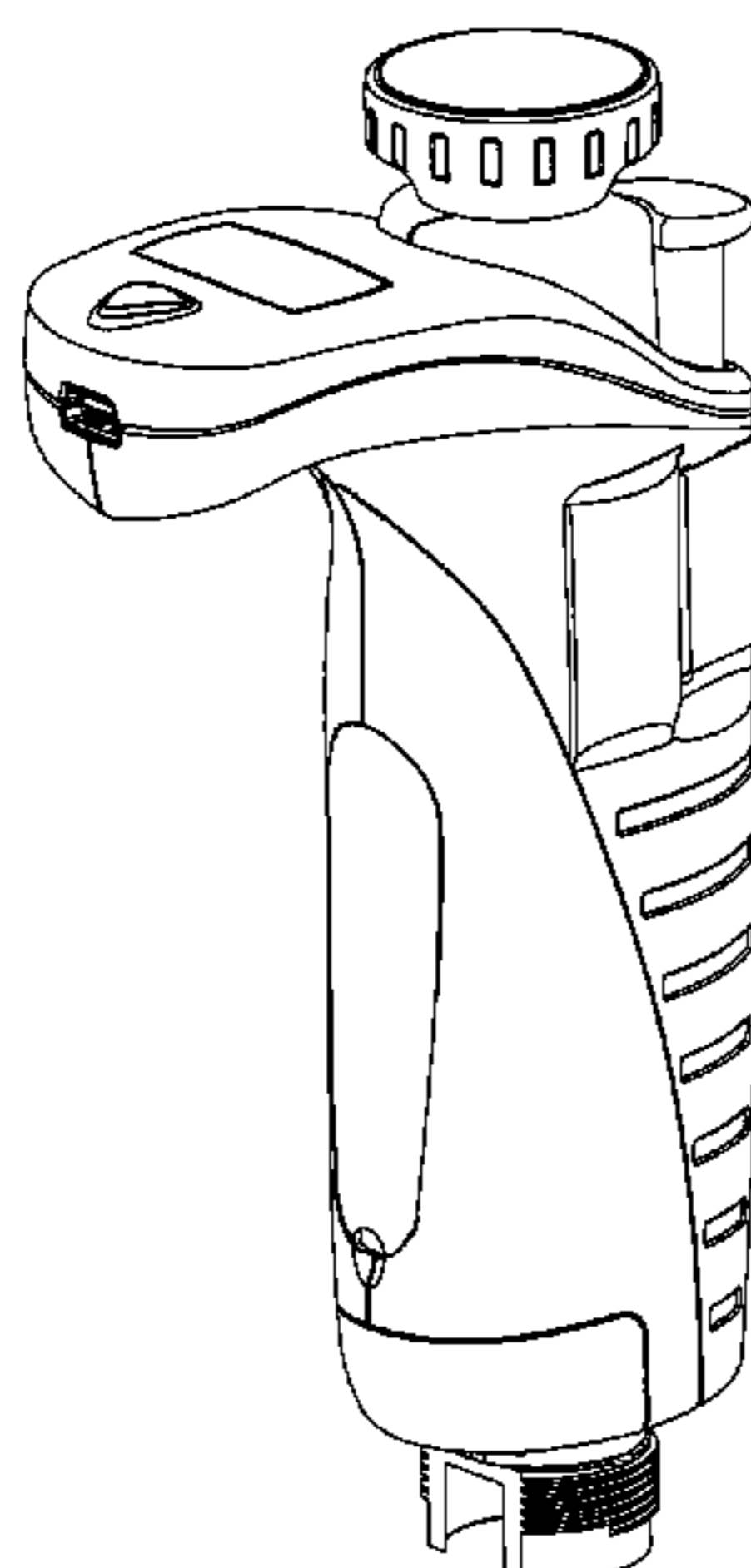
FIG. 6 is a right side view of the pipette hand portion shown in FIG. 1;

FIG. 7 is a left side view of the pipette hand portion shown in FIG. 1; and,

FIG. 8 is a top perspective view of the pipette hand portion of FIG. 1 shown in its environment.

The broken lines in FIG. 3 are included for the purpose of illustrating portions of the pipette hand portion that form no part of the claimed design. The broken lines in FIG. 8 represent the environment. None of the broken lines form a part of the claimed design.

**1 Claim, 8 Drawing Sheets**



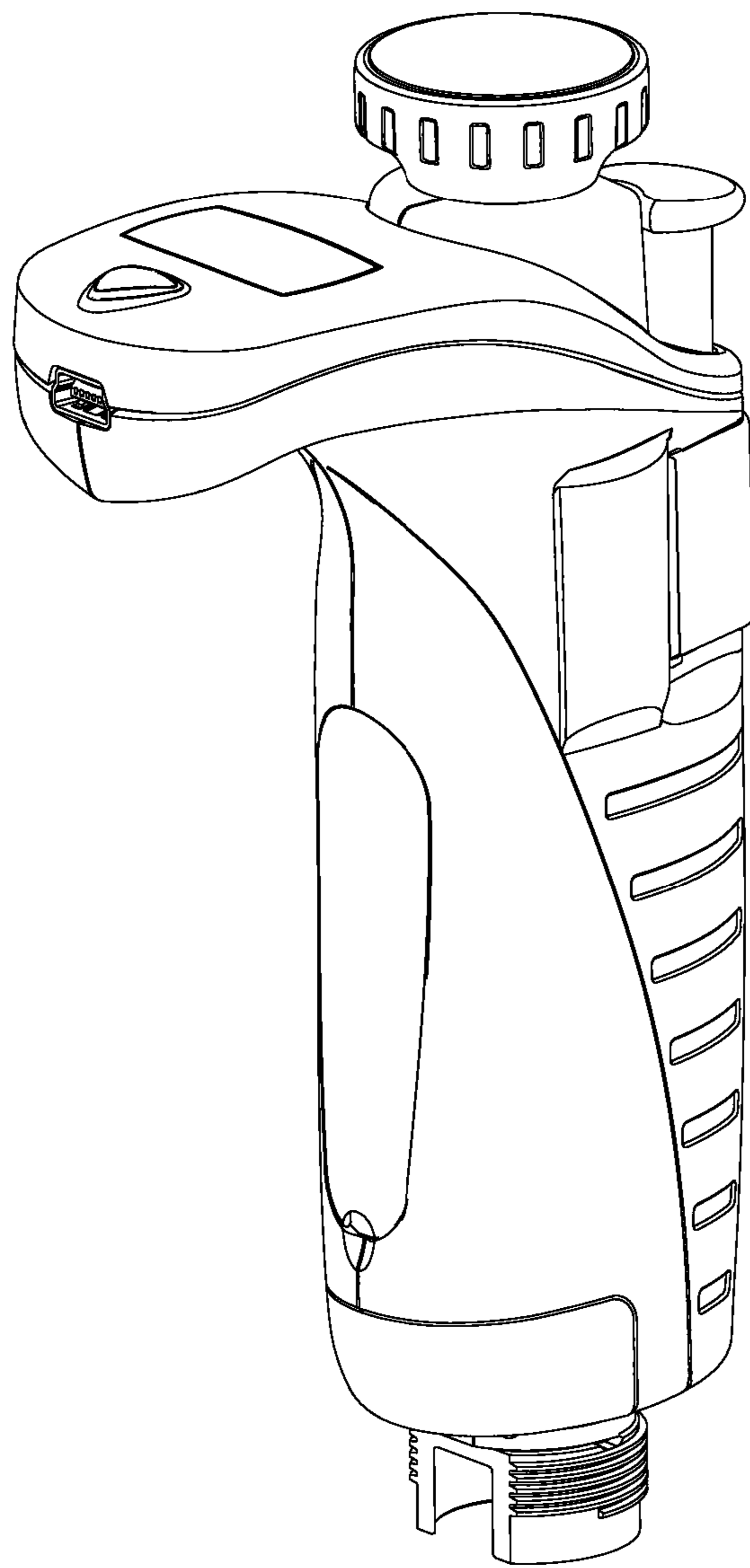
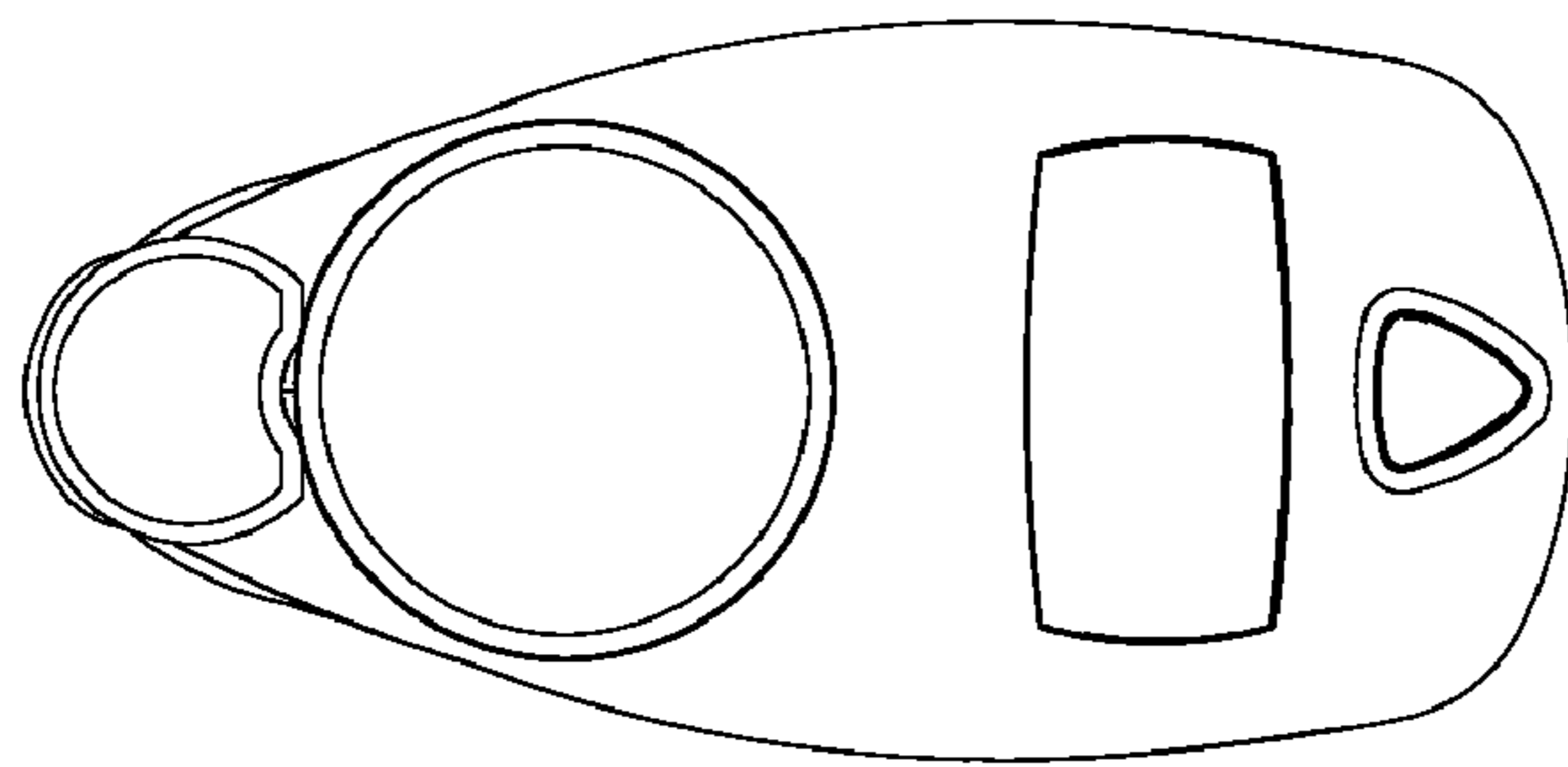
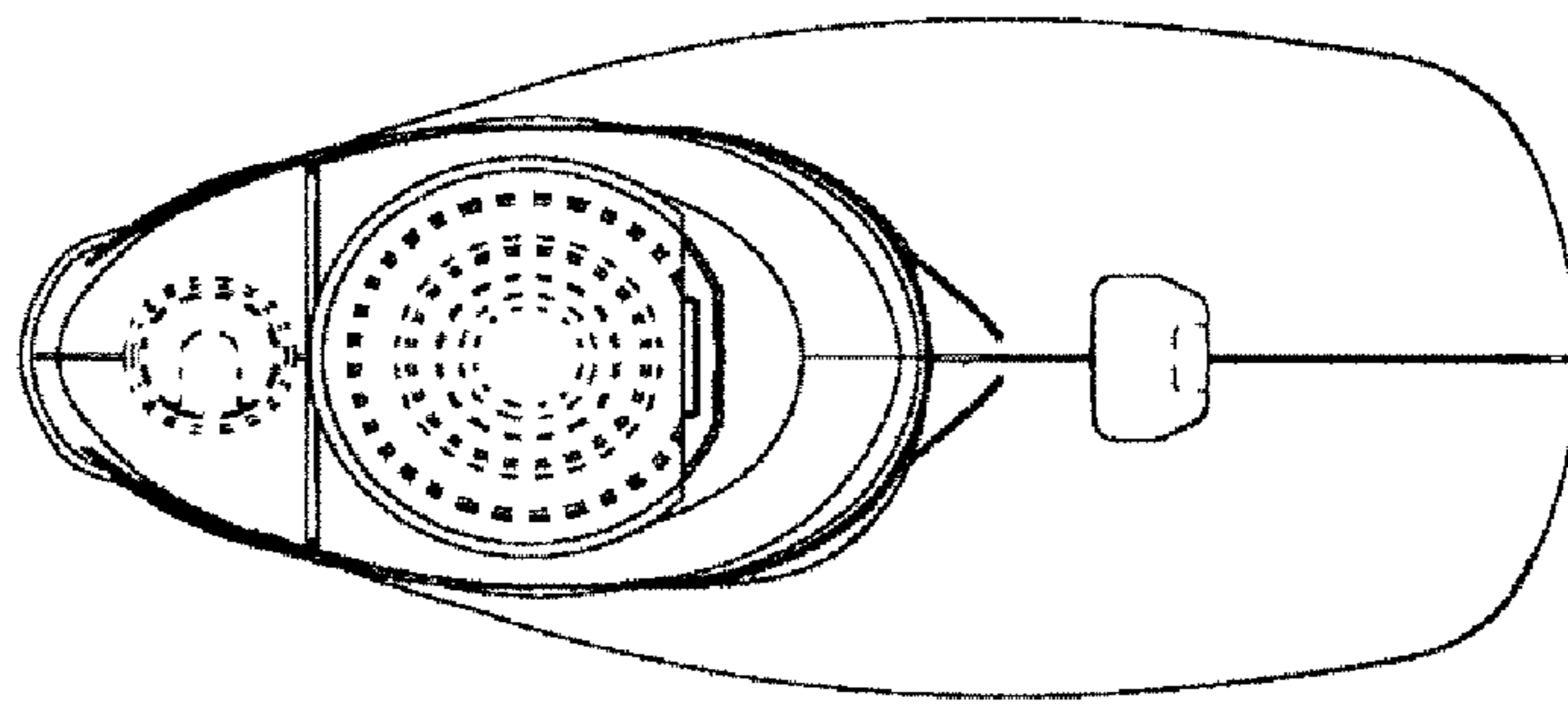


FIG. 1



**FIG. 2**



**FIG. 3**

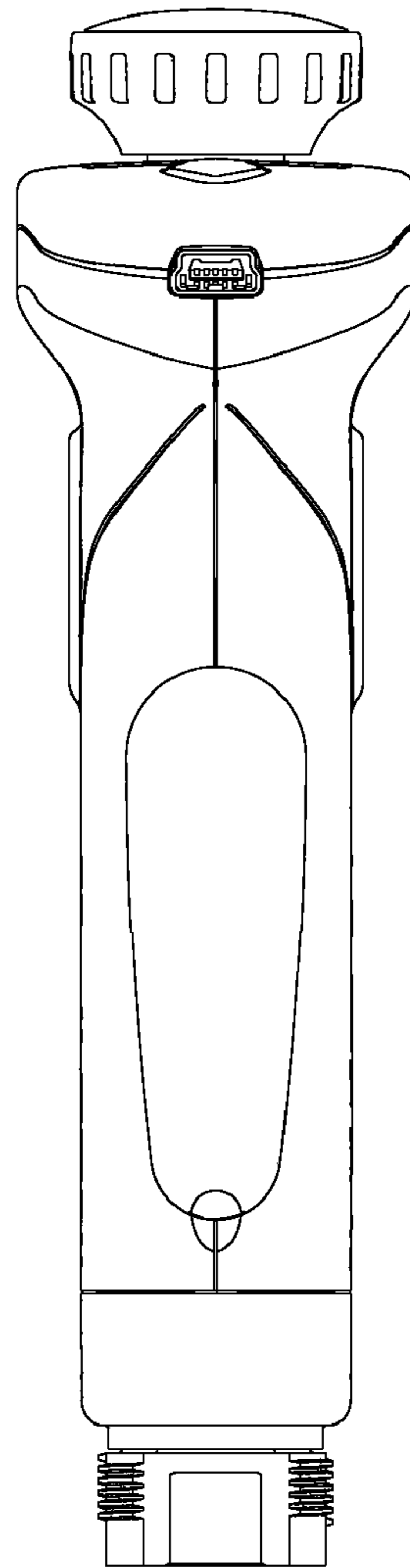


FIG. 4

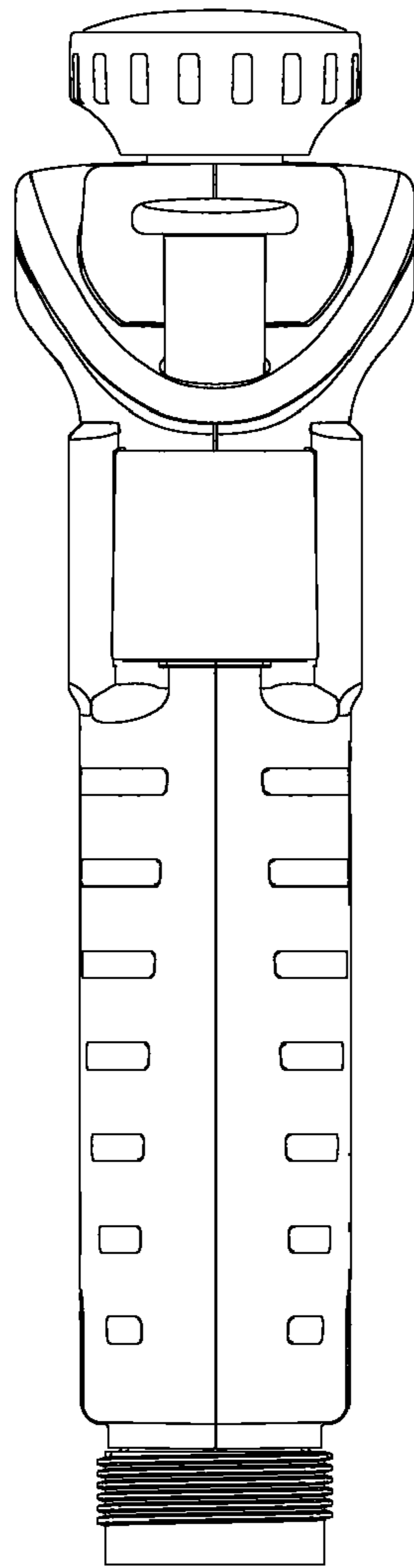


FIG. 5

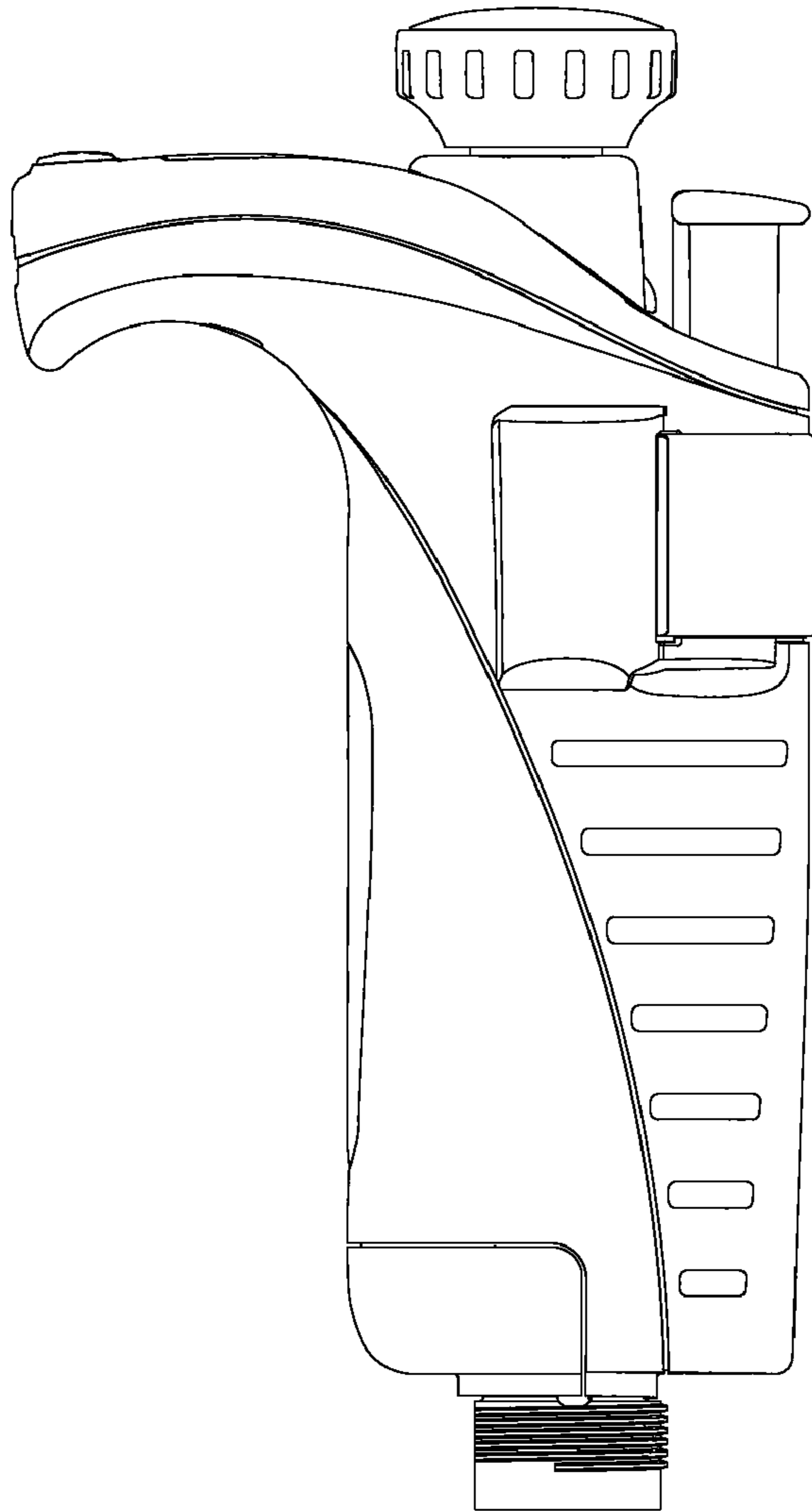


FIG. 6

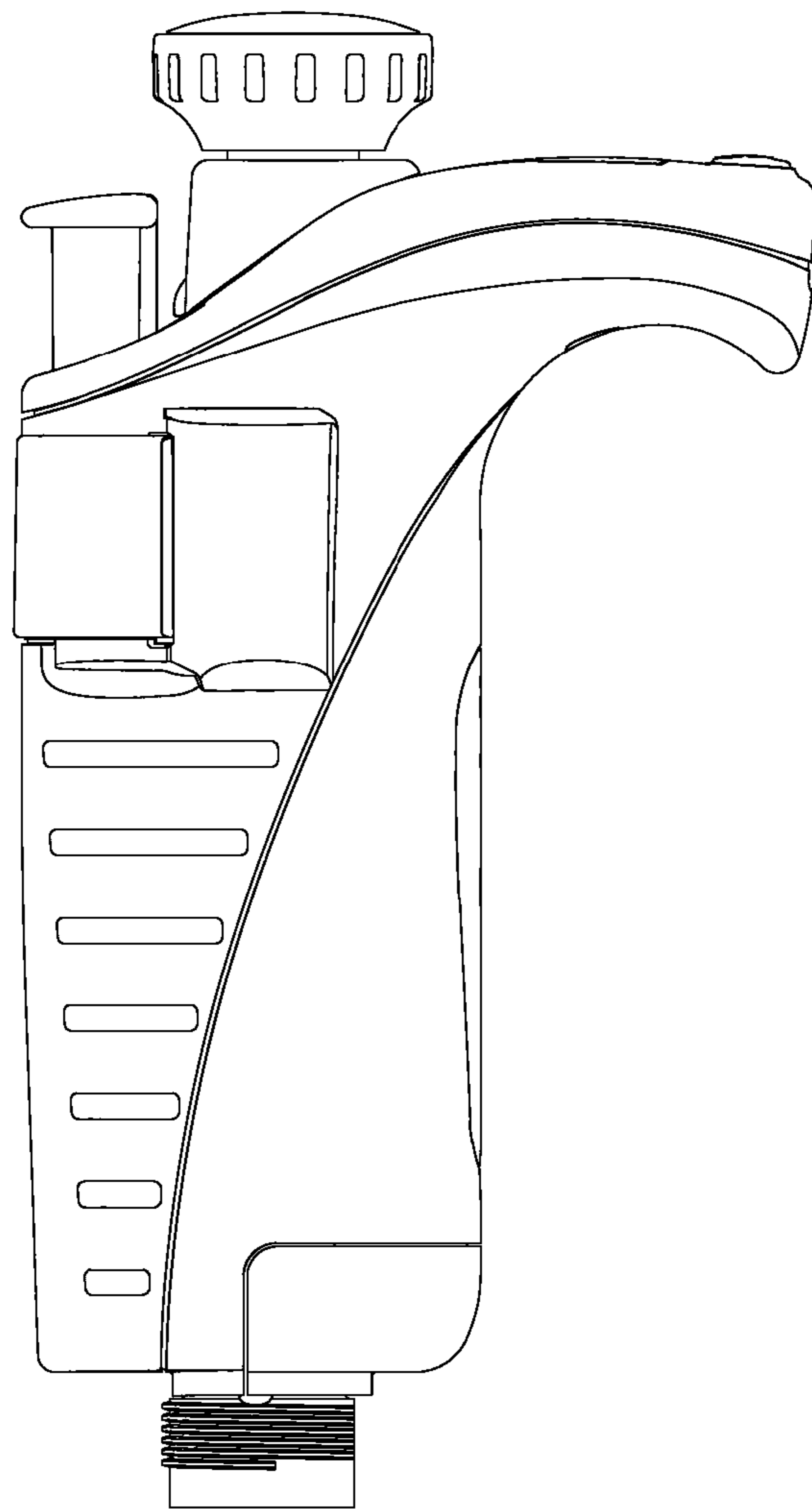


FIG. 7



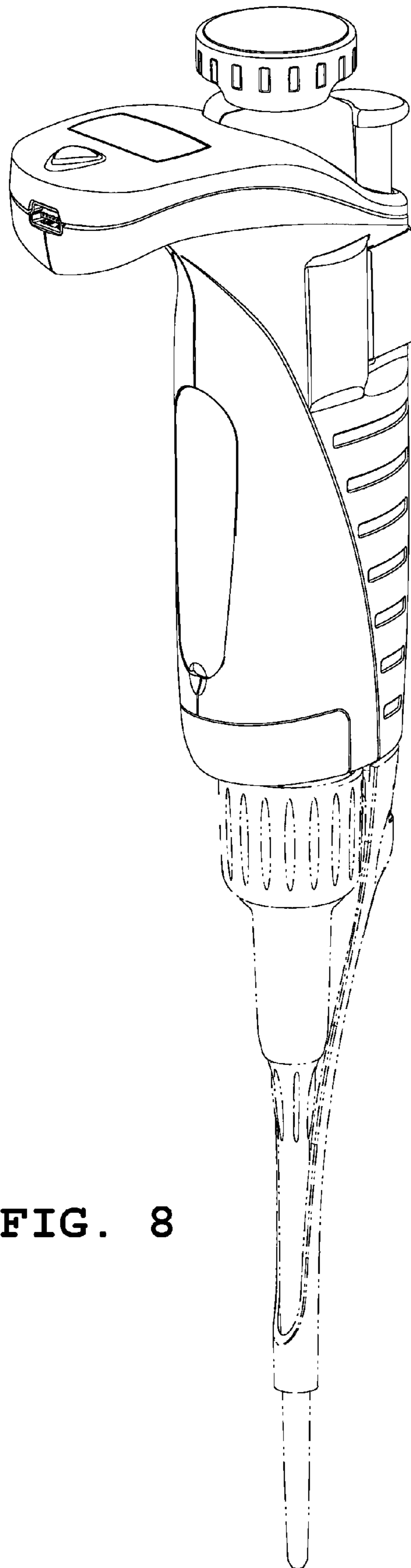


FIG. 8