



US00D635262S

(12) **United States Design Patent**
Rossi

(10) **Patent No.:** **US D635,262 S**

(45) **Date of Patent:** **** Mar. 29, 2011**

(54) **STENT**

(75) Inventor: **Rodrigo Rossi**, Caxias do Sul (BR)

(73) Assignee: **Biocore Biotechnologia S/A**, Porto Alegre RS (BR)

(**) Term: **14 Years**

(21) Appl. No.: **29/343,430**

(22) Filed: **Sep. 11, 2009**

(30) **Foreign Application Priority Data**

Mar. 12, 2009 (BR) DI 6901000-5

(51) **LOC (9) Cl.** **24-02**

(52) **U.S. Cl.** **D24/155**

(58) **Field of Classification Search** D24/155-157;
606/194, 198; 623/23.54, 23.7, 1.15, 903
See application file for complete search history.

(56) **References Cited**

U.S. PATENT DOCUMENTS

D380,266 S	6/1997	Boatman et al.	
D390,597 S	2/1998	Fontaine	
D390,957 S *	2/1998	Fontaine	D24/155
6,290,728 B1 *	9/2001	Phelps et al.	623/23.7
D471,277 S *	3/2003	Seibold et al.	D24/155
6,620,201 B1 *	9/2003	Nadal et al.	623/23.7
D480,809 S *	10/2003	Seibold et al.	D24/155
D481,130 S	10/2003	Seibold et al.	

D481,139 S *	10/2003	Seibold et al.	D24/155
D484,979 S *	1/2004	Fontaine	D24/155
D516,723 S	3/2006	Shanley	
D523,558 S	6/2006	Shanley	
D553,746 S *	10/2007	Fliedner	D24/155
D553,747 S *	10/2007	Fliedner	D24/155
D568,476 S *	5/2008	Cottone et al.	D24/155
D569,976 S *	5/2008	Raj et al.	D24/155
7,429,268 B2 *	9/2008	Shanley et al.	623/1.15
D581,054 S *	11/2008	Moore	D24/155
7,465,315 B2 *	12/2008	Morris et al.	623/1.15
D597,671 S *	8/2009	Cottone et al.	D24/155
7,608,114 B2 *	10/2009	Levine et al.	623/23.7
7,621,947 B2 *	11/2009	Richter et al.	623/1.15
7,766,957 B2 *	8/2010	Moriuchi	623/1.15

* cited by examiner

Primary Examiner — Charles A Rademaker

(74) *Attorney, Agent, or Firm* — Sughrue Mion, PLLC

(57) **CLAIM**

The ornamental design for a stent, as shown and described.

DESCRIPTION


FIG. 1 is a perspective view of a stent showing my new design;

FIG. 2 is a side view of the stent illustrated in FIG. 1;

FIG. 3 is another side view of the stent illustrated in FIG. 1; and,

FIG. 4 is a top-end view of the stent illustrated in FIG. 1 with the bottom-end view being identical image of the top.

1 Claim, 4 Drawing Sheets






FIG. 1




FIG. 2




FIG. 3

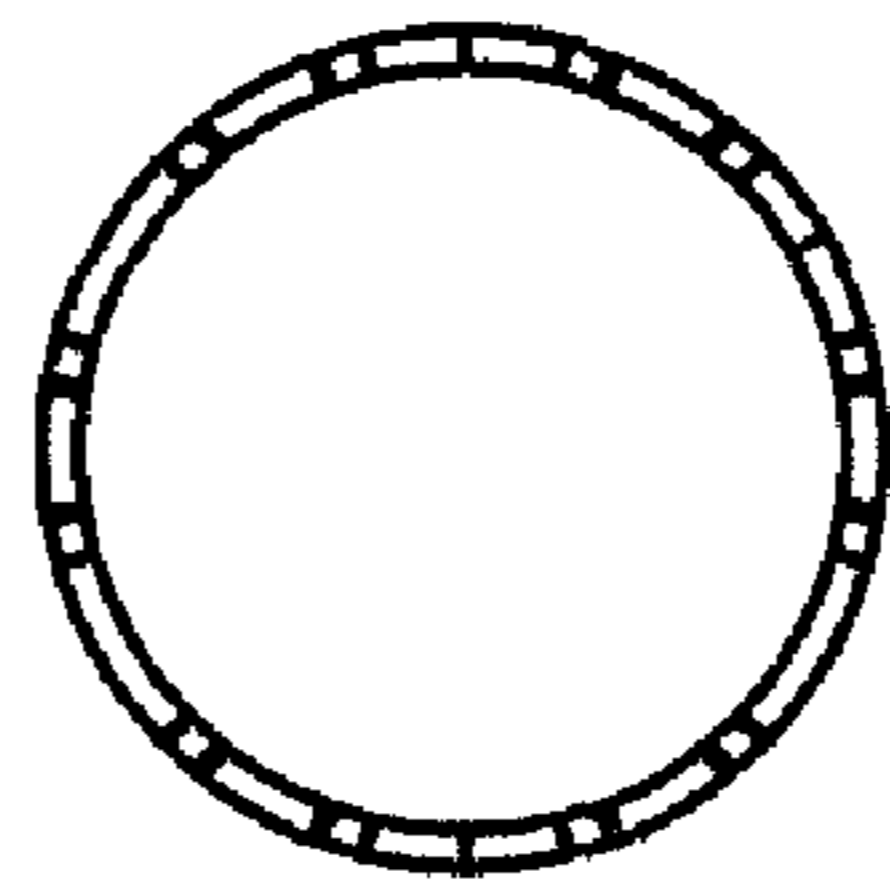


FIG. 4

UNITED STATES PATENT AND TRADEMARK OFFICE
Certificate

Patent No. D635,262 S

Patented: March 29, 2011

On petition requesting issuance of a certificate for correction of inventorship pursuant to 35 U.S.C. 256, it has been found that the above identified patent, through error and without any deceptive intent, improperly sets forth the inventorship.

Accordingly, it is hereby certified that the correct inventorship of this patent is: Rodrigo Rossi, Caxias do Sul (BR); and Alexandre Do Canto Zago, Porto Alegre (BR).

Signed and Sealed this Seventh Day of May 2013.

IAN SIMMONS
Supervisory Patent Examiner
Art Unit 2916
Technology Center 2900