

US00D635252S

(12) **United States Design Patent**
Rubio

(10) **Patent No.:** **US D635,252 S**
(45) **Date of Patent:** **** Mar. 29, 2011**

- (54) **FEMININE HYGIENE PAD**
- (76) Inventor: **Ilse Rubio**, Los Angeles, CA (US)
- (**) Term: **14 Years**
- (21) Appl. No.: **29/372,187**
- (22) Filed: **Oct. 26, 2010**

D593,200 S * 5/2009 Gagliardi et al. D24/124
 D594,973 S * 6/2009 Francoeur D24/124
 D607,996 S * 1/2010 Noel et al. D24/124

* cited by examiner

Primary Examiner — Holly H. Baynham
Assistant Examiner — Michelle E Wilson

(57) **CLAIM**

The ornamental design for a feminine hygiene pad, as shown and described

Related U.S. Application Data

- (63) Continuation-in-part of application No. 12/803,334, filed on Jun. 24, 2010, which is a continuation-in-part of application No. 29/349,696, filed on Apr. 23, 2010, now Pat. No. Des. 626,219.

- (51) **LOC (9) Cl.** **24-04**
- (52) **U.S. Cl.** **D24/125**
- (58) **Field of Classification Search** D24/124–126;
604/358, 364–367, 375, 378–379, 385.01,
604/386, 387

See application file for complete search history.

(56) **References Cited**

U.S. PATENT DOCUMENTS

- D504,509 S * 4/2005 Lavash D24/124
- D541,932 S * 5/2007 Lemaire et al. D24/124
- D543,622 S * 5/2007 Lash et al. D24/124
- D543,623 S * 5/2007 Lash et al. D24/124
- D585,984 S * 2/2009 Cardin et al. D24/124

DESCRIPTION

FIG. 1 is a front elevational view of a feminine hygiene pad showing my new design;

FIG. 2 is another front elevational view of a feminine hygiene pad.

FIG. 3 is a top plan view thereof;

FIG. 4 is a side view thereof;

FIG. 5 is an end view thereof; and,

FIG. 6 is a bottom view thereof.

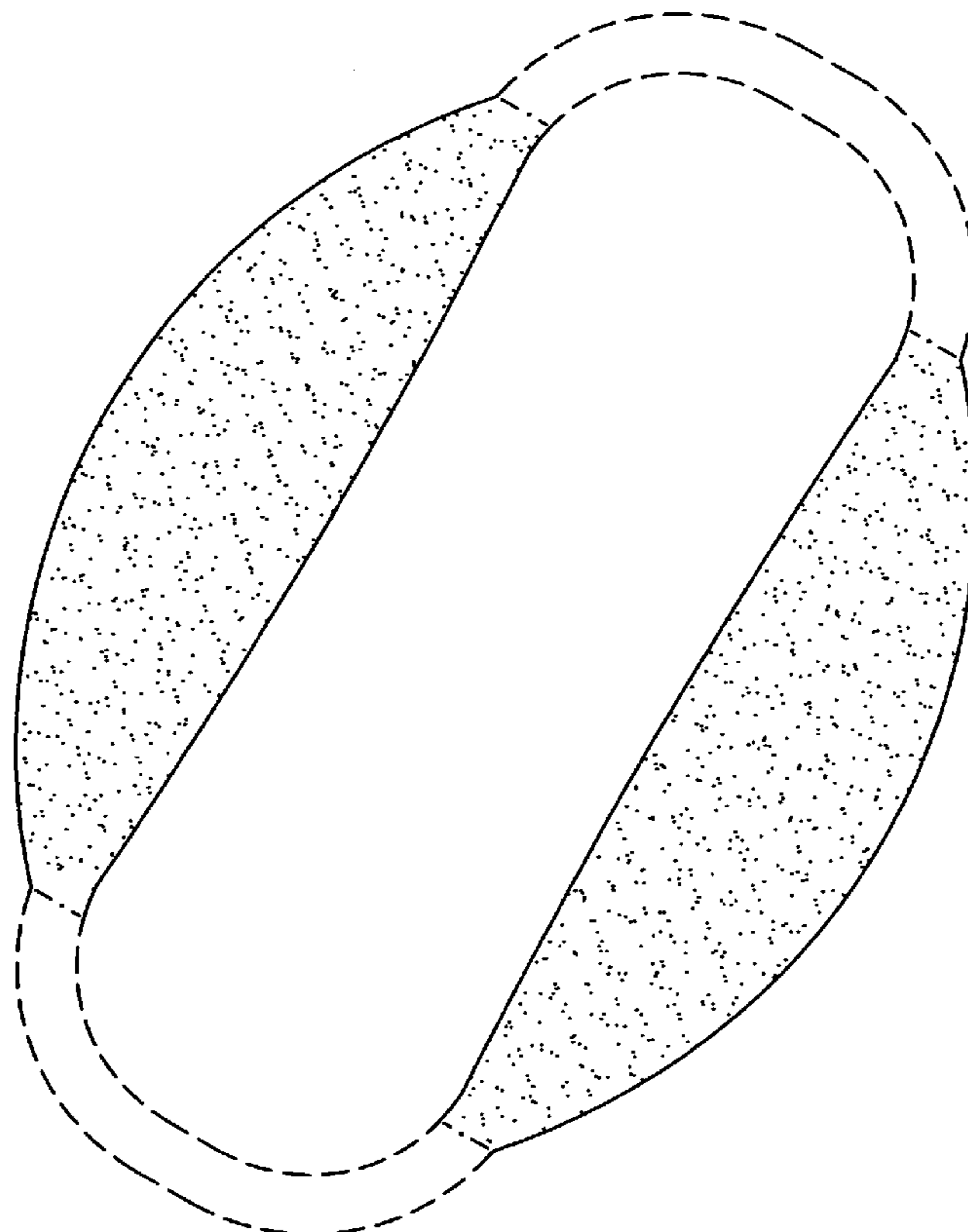
The broken line in the drawing views represents unclaimed subject matters and form no part of the claimed design.

The applied stipple shading on the wing perimeter represents a color contrast.

The dash dot line represents the boundary of the claim design.

The broken line showing of a feminine hygiene pad is included for the purpose of illustrating environmental structure and forms no part of the claimed design.

1 Claim, 4 Drawing Sheets



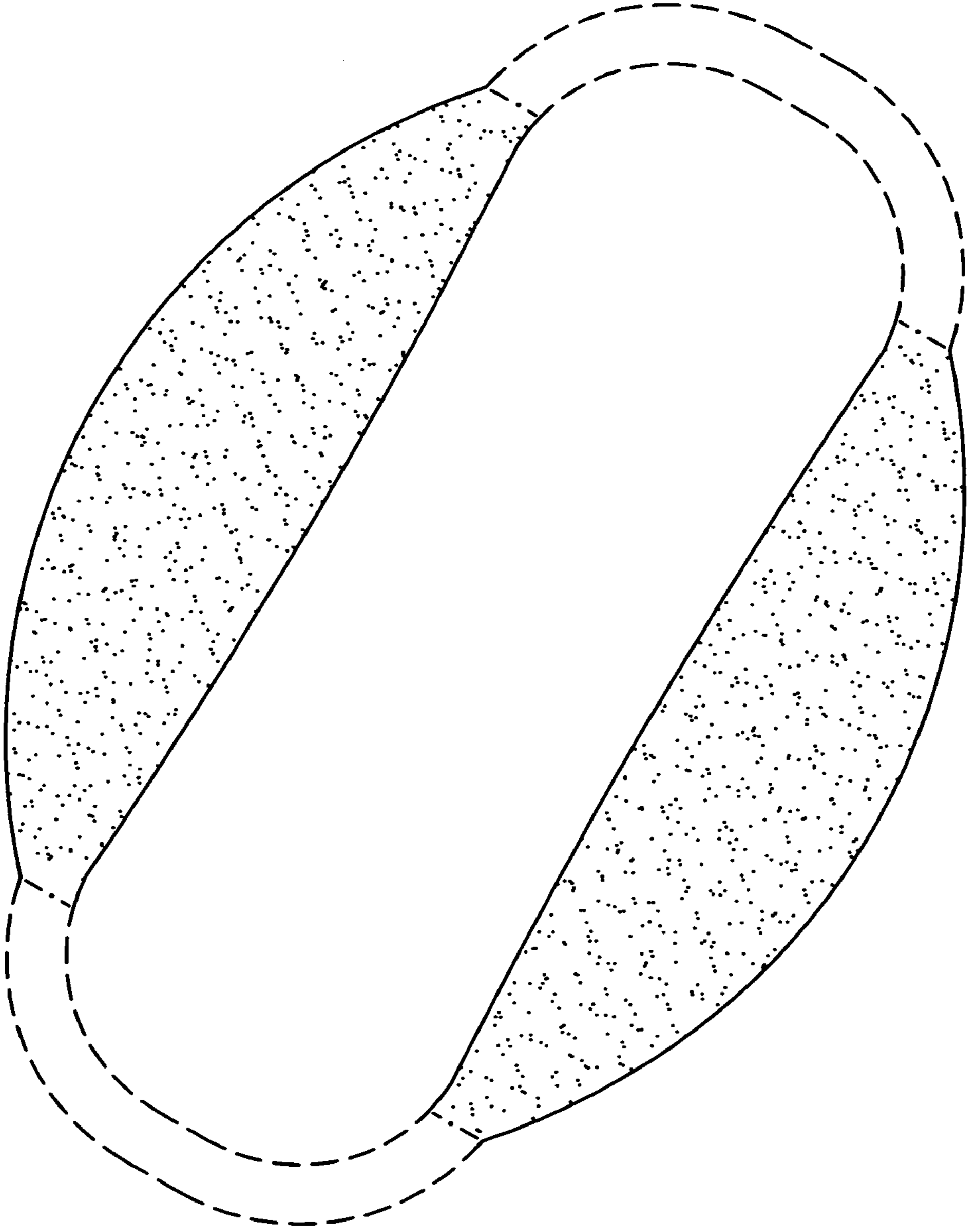


FIG. 1

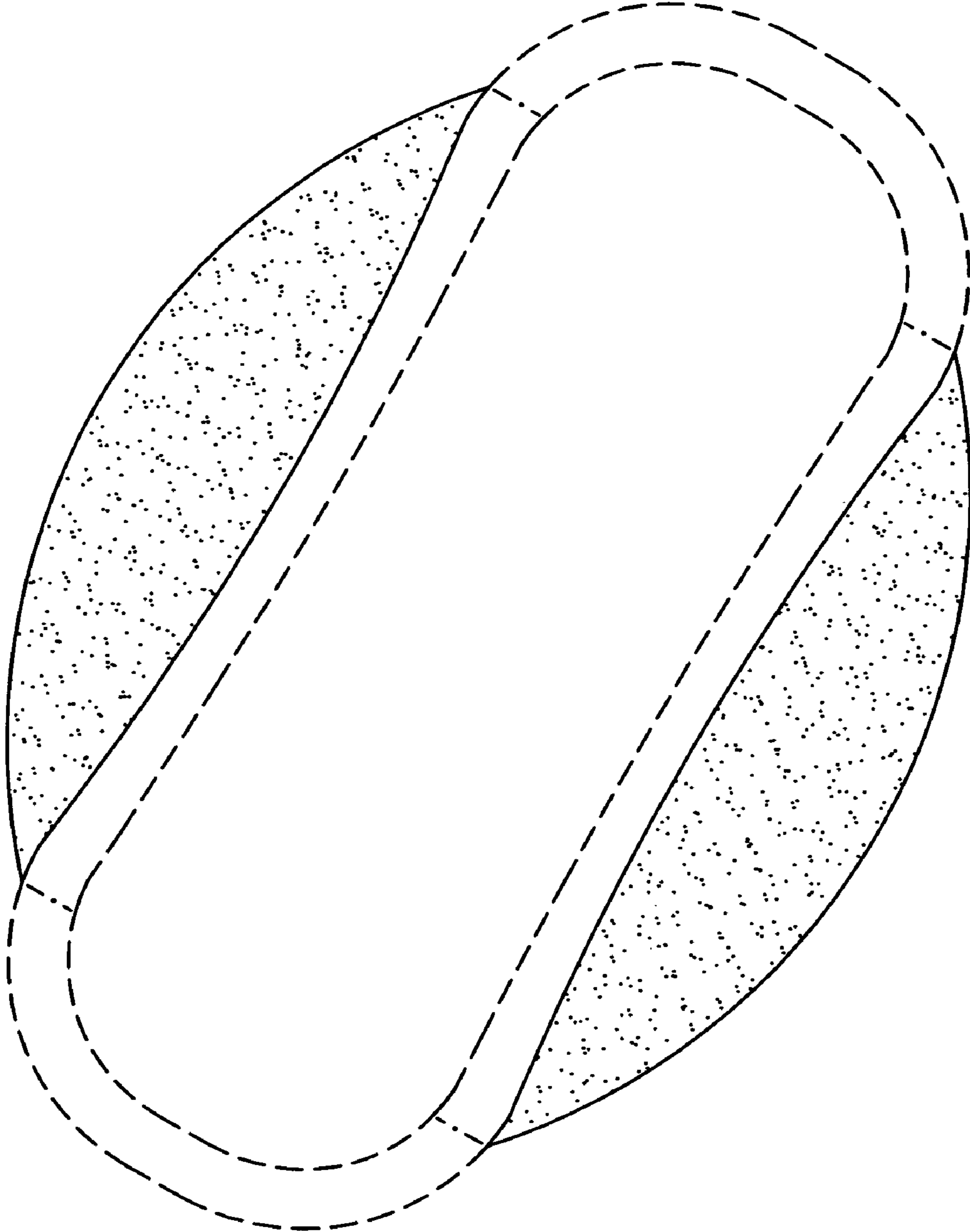


FIG. 2

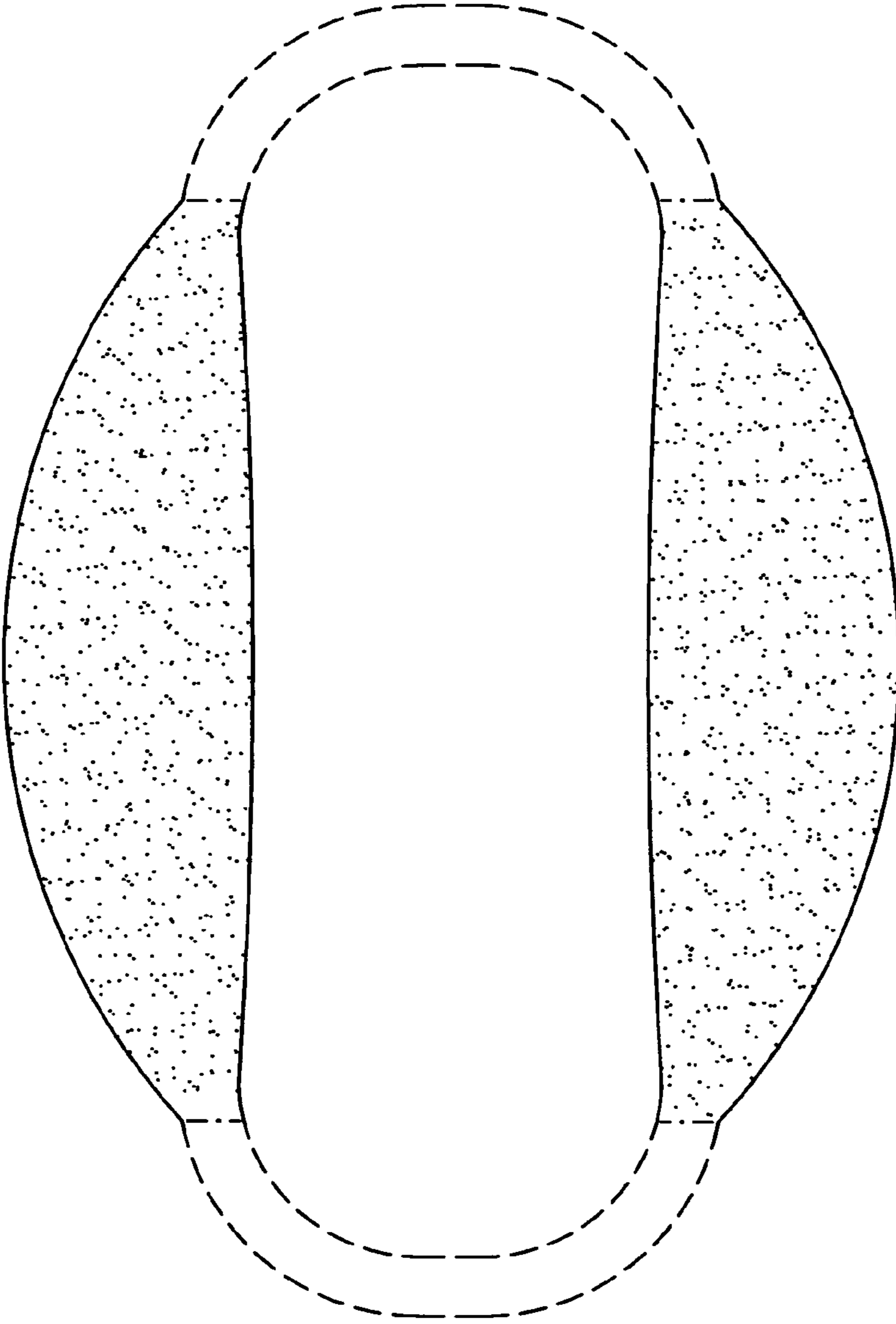


FIG. 3



FIG. 4



FIG. 5

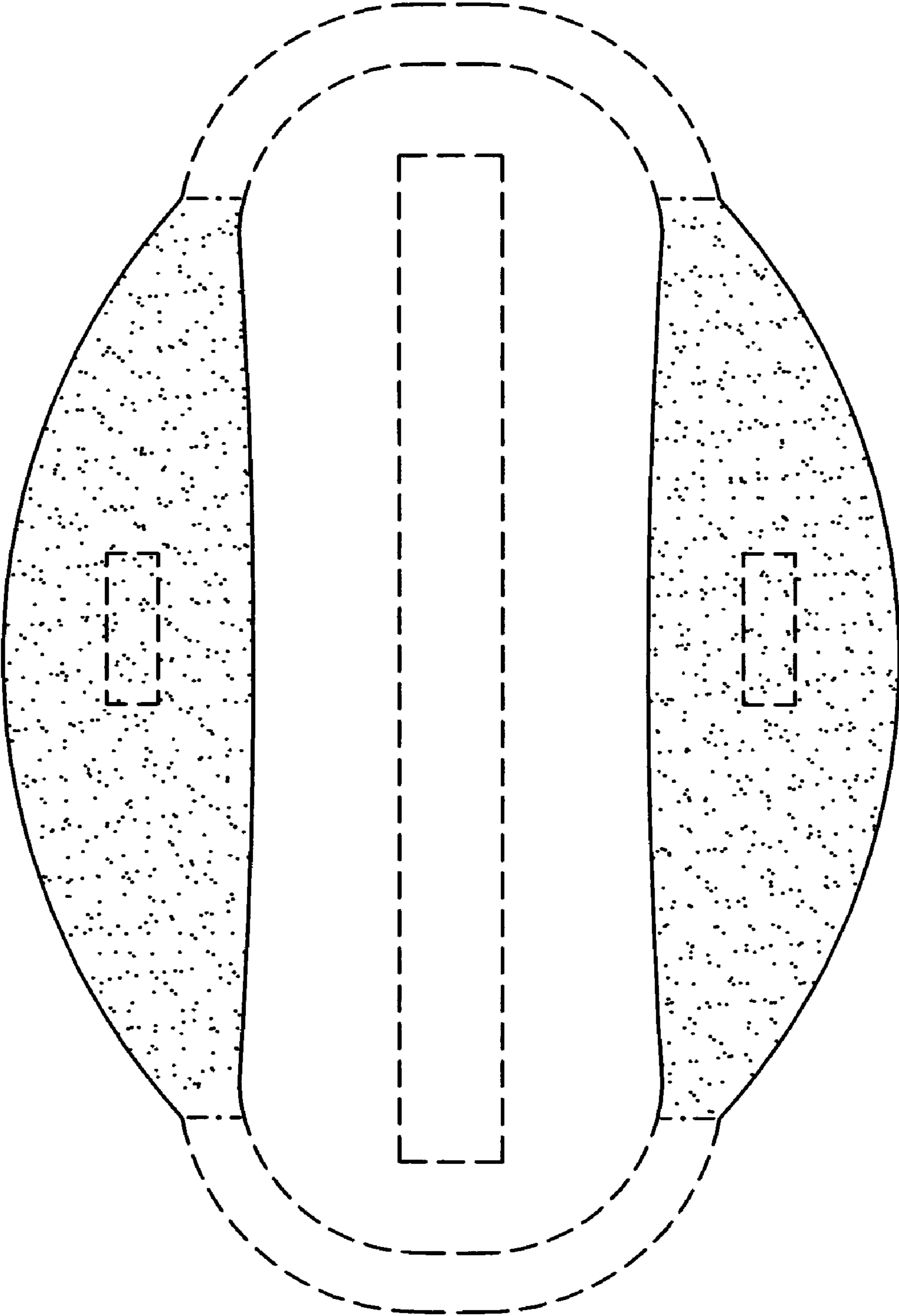


FIG. 6